



US00D983023S

(12) **United States Design Patent**
Lynn

(10) **Patent No.:** **US D983,023 S**

(45) **Date of Patent:** **** Apr. 11, 2023**

- (54) **SAFETY TIE-BACK ANCHOR**
- (71) Applicant: **Steven Lynn**, Kuna, ID (US)
- (72) Inventor: **Steven Lynn**, Kuna, ID (US)
- (73) Assignee: **Lynn Safety, Inc.**, Pleasant Hill, CA (US)
- (**) Term: **15 Years**

- D446,442 S * 8/2001 Simpson D8/354
- D531,486 S * 11/2006 Ferris D6/550
- D565,206 S * 3/2008 Nelson D25/199
- 7,739,850 B2 * 6/2010 Daudet E04B 1/24
52/656.5
- D658,975 S * 5/2012 Cordova D8/367
- D658,976 S * 5/2012 Morrow, Jr. D8/367
- D672,479 S * 12/2012 Monaco D25/133
- D683,103 S * 5/2013 Liu D34/27
- D702,860 S * 4/2014 Rice D25/119

(Continued)

- (21) Appl. No.: **29/860,777**
- (22) Filed: **Nov. 22, 2022**
- (51) **LOC (14) Cl.** **25-01**
- (52) **U.S. Cl.**
USPC **D8/367**; D25/133
- (58) **Field of Classification Search**
USPC D8/1, 349, 354, 356, 367; D25/131, 133;
D34/35; 182/2, 3
CPC F16B 45/02; F16B 47/00; B66C 1/125;
B66C 1/36; A62B 35/0037; A62B 35/04;
A62B 35/0068; E04G 21/3276; E04G
21/3219
See application file for complete search history.

OTHER PUBLICATIONS

“Special Roof Anchors,” skyclimber.com. <https://skyclimber.com/product/special-roof-anchor-7/> [date accessed: Dec. 13, 2021].

(Continued)

Primary Examiner — T Chase Nelson
Assistant Examiner — Sydney Margaret Parsley
(74) *Attorney, Agent, or Firm* — Bold IP, PLLC; Houda El-Jarrah

(57) **CLAIM**

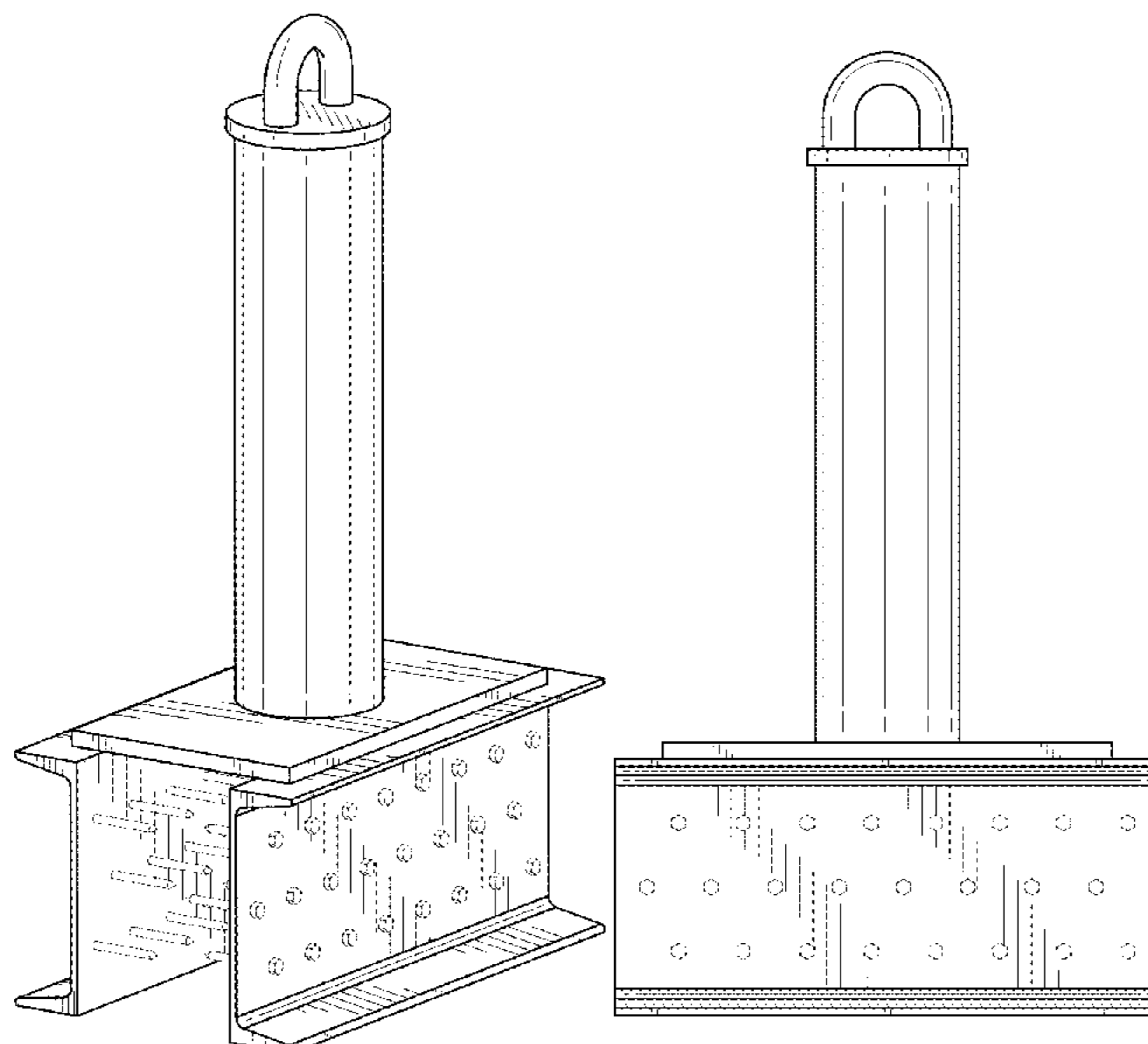
The ornamental design for a safety tie-back anchor, as shown and as described.

DESCRIPTION

FIG. 1 is a front perspective view showing my new design for a safety tie-back anchor;
FIG. 2 is a front view thereof;
FIG. 3 is a back view thereof;
FIG. 4 is a left side view thereof, which is a mirror of the right side view;
FIG. 5 is a top view thereof; and,
FIG. 6 is a bottom view thereof.
The broken lines included in the Figures above depict portions of the safety tie-back anchor that form no part of the claimed design.

1 Claim, 5 Drawing Sheets

- (56) **References Cited**
U.S. PATENT DOCUMENTS
D219,767 S * 1/1971 Johnson D8/367
3,595,125 A * 7/1971 Jacobs B60P 7/0807
411/49
D248,274 S * 6/1978 Kingston D8/354
4,932,185 A * 6/1990 Lebel
D319,571 S * 9/1991 Bennett D8/356
D329,196 S * 9/1992 Schor D8/356
5,346,036 A * 9/1994 Arisman E04G 5/041
248/200.1
5,603,187 A * 2/1997 Merrin F24S 25/61
52/90.2
5,687,535 A * 11/1997 Rohlf
D430,314 S * 8/2000 Shaw D25/133



(56)

References Cited

U.S. PATENT DOCUMENTS

D730,545 S * 5/2015 Stauffer E04B 1/24
D25/61
D732,708 S * 6/2015 Stauffer D25/61
D754,880 S * 4/2016 Reusing D25/133
D760,578 S * 7/2016 Sigona D8/349
D764,262 S * 8/2016 Shargani D8/367
D769,701 S * 10/2016 Dunkinson F24S 25/61
D8/367
D772,040 S * 11/2016 Grant E04G 5/041
D8/367
D814,257 S * 4/2018 Berndt D8/14
10,053,878 B2 8/2018 Allen et al.
D928,444 S * 8/2021 Zhao D34/35
11,118,363 B1 9/2021 Allen et al.
D973,470 S * 12/2022 Marsden D8/354
2013/0067848 A1 * 3/2013 Ferris E04G 21/3276
52/698
2022/0307531 A1 * 9/2022 Rodriguez F16B 21/00

OTHER PUBLICATIONS

“Safety & Tie-Back Anchors,” pro-bel.ca. <https://pro-bel.ca/system/systems-safety-tie-back-anchors/> [date accessed: Jan. 2, 2022].
<https://www.tractel.com/us> [date accessed: Jan. 2, 2022].
<https://www.sky-rider.com> [date accessed: Jan. 2, 2022].
“Hardy Tie Back Device,” hardyfps.com [date accessed: Jan. 2, 2022].

* cited by examiner

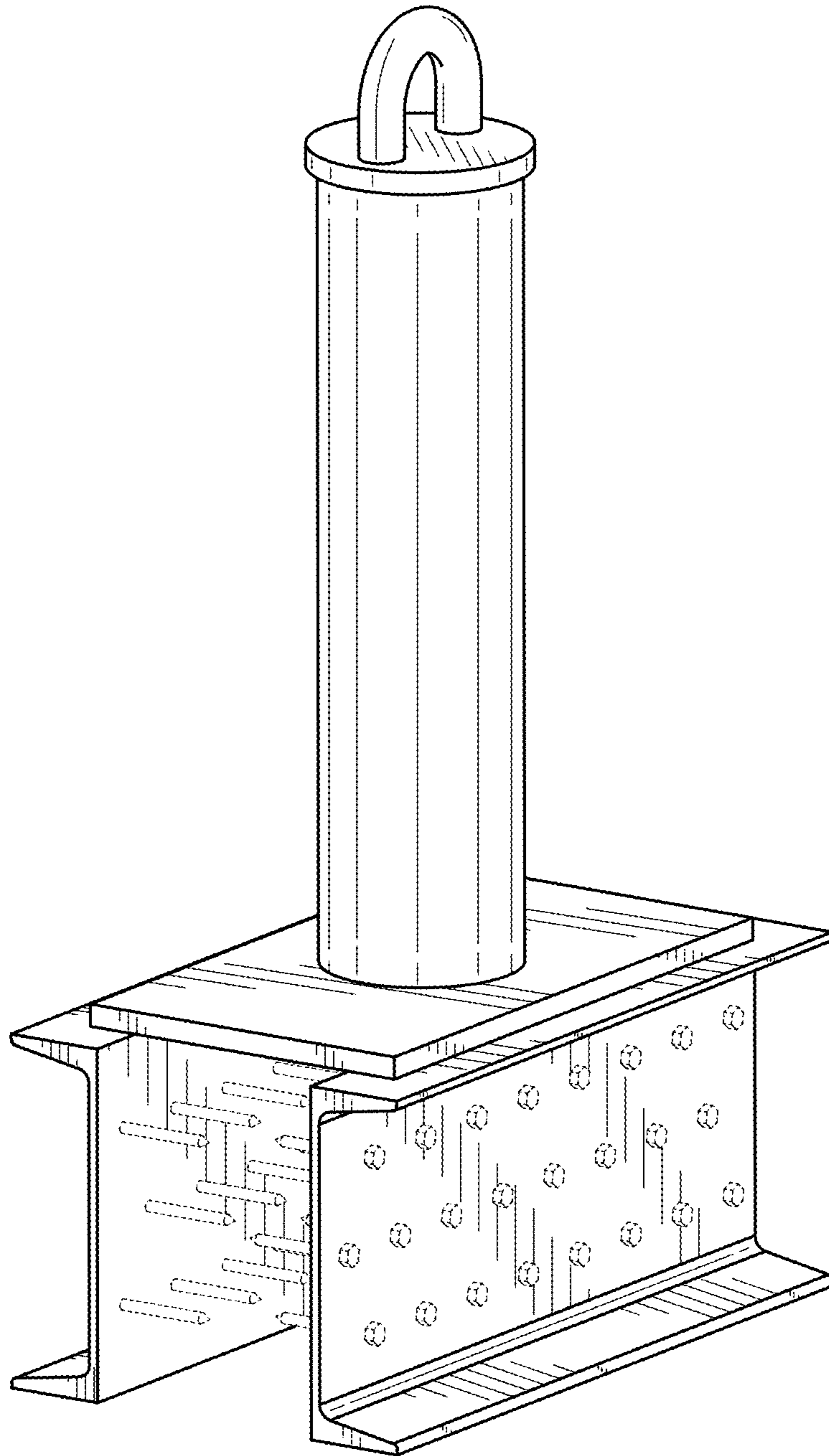


FIG. 1

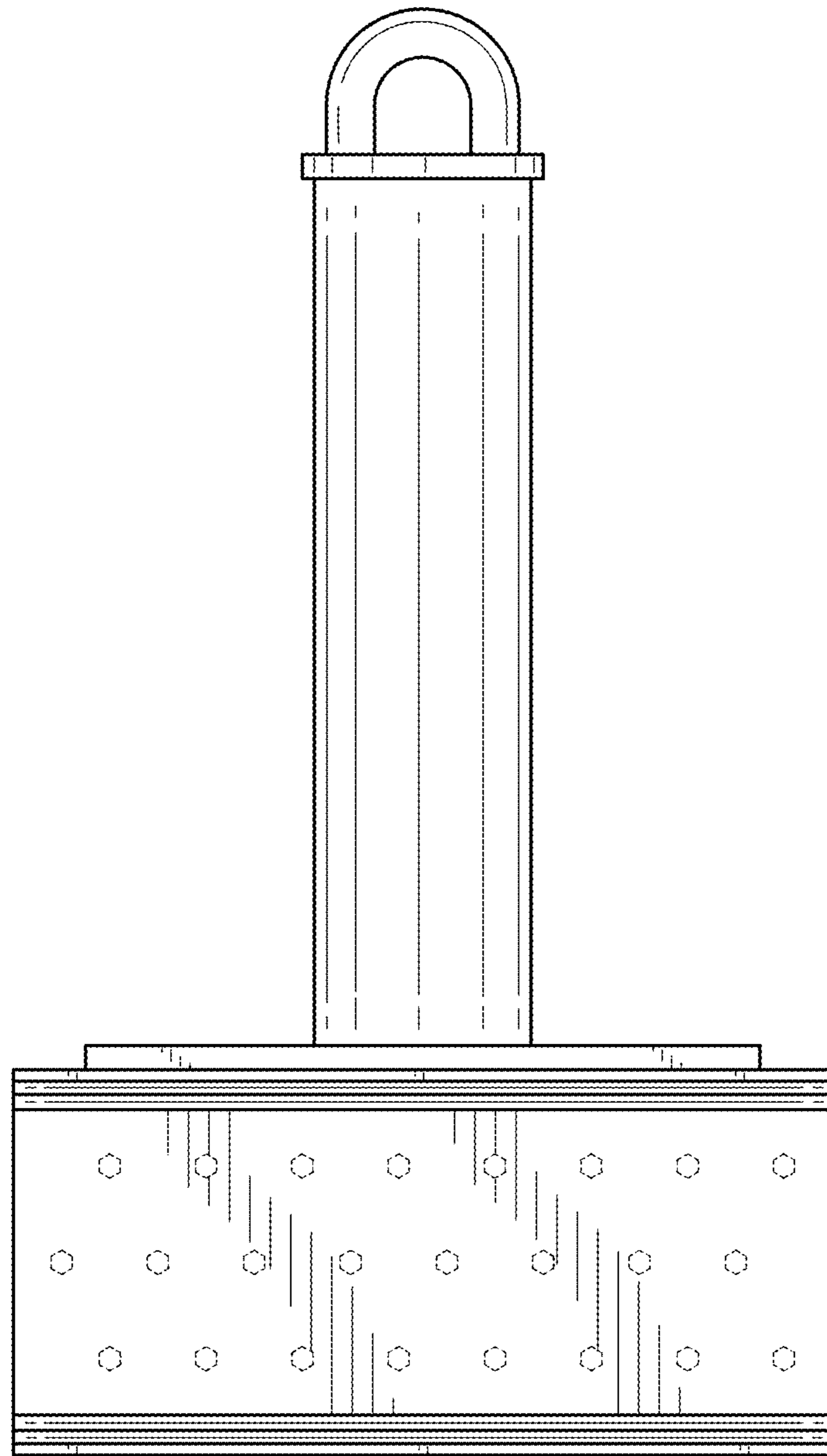


FIG. 2

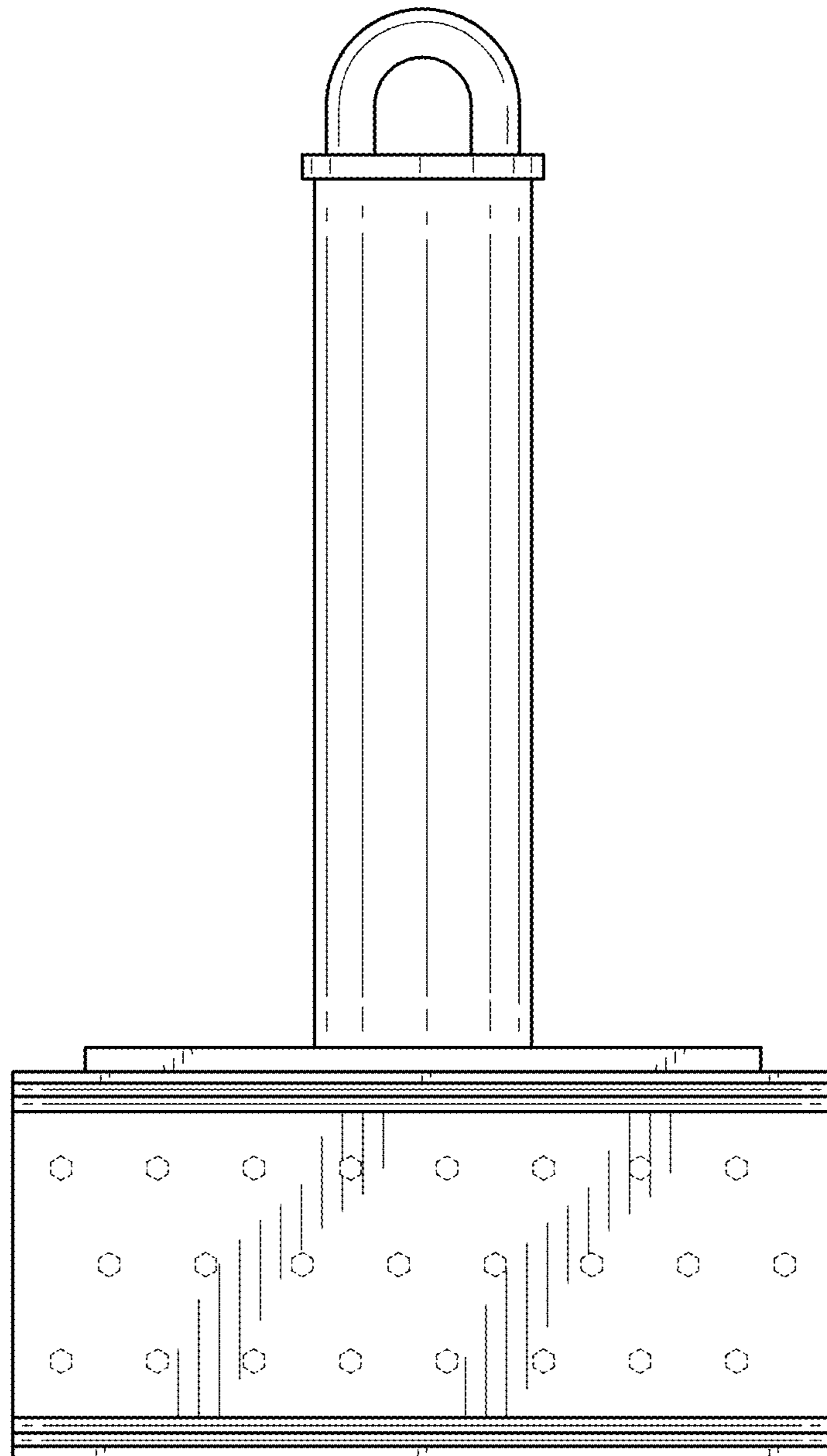


FIG. 3

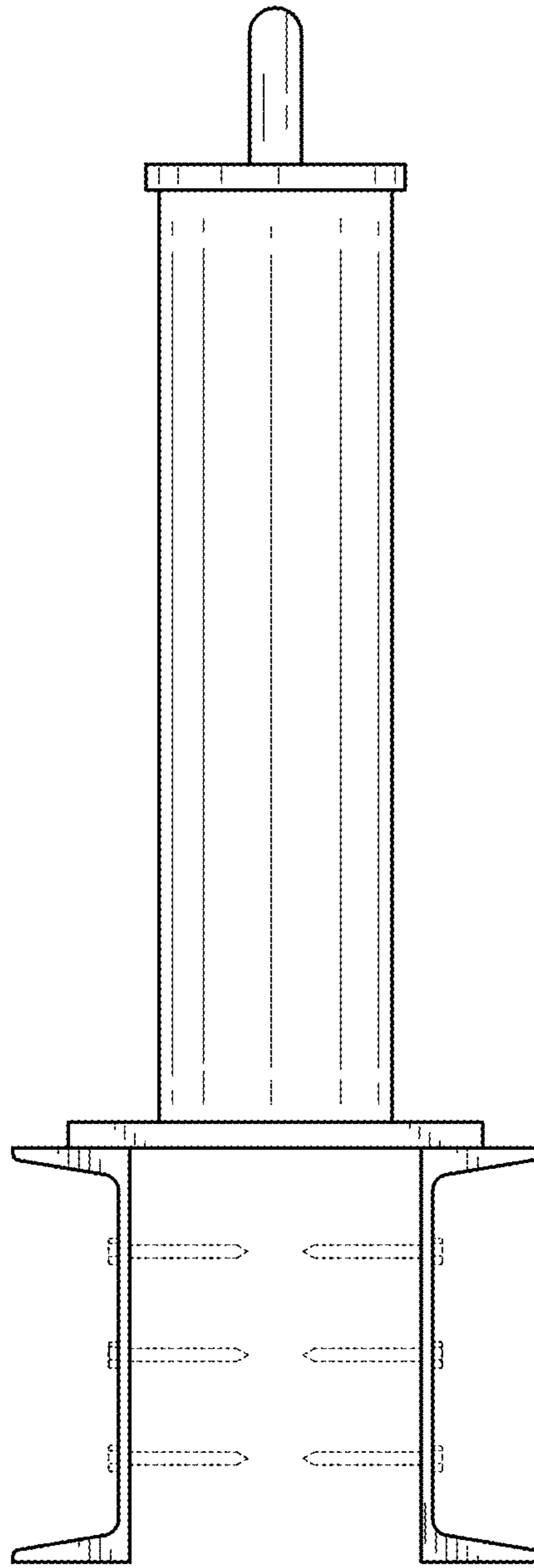


FIG. 4

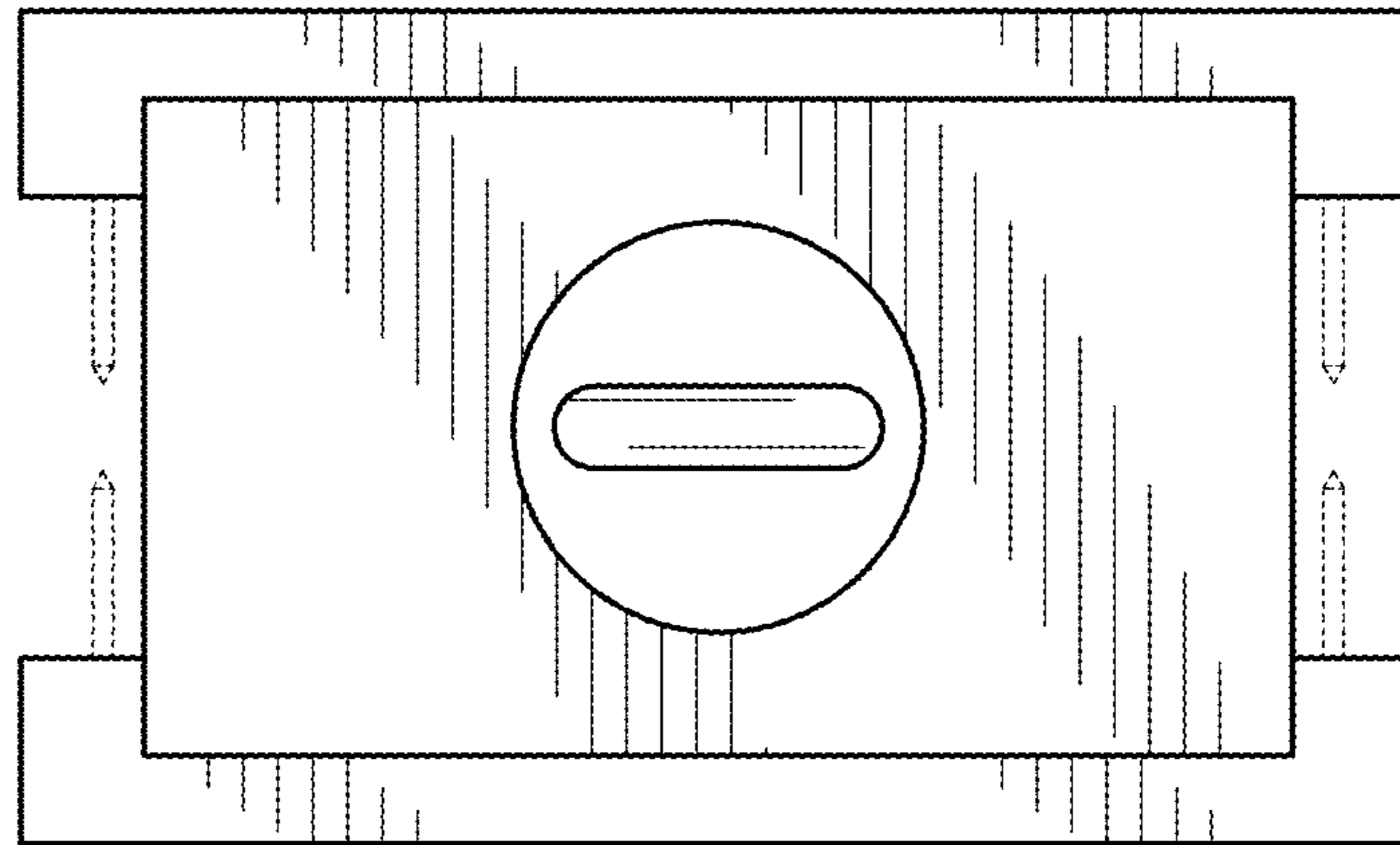


FIG. 5

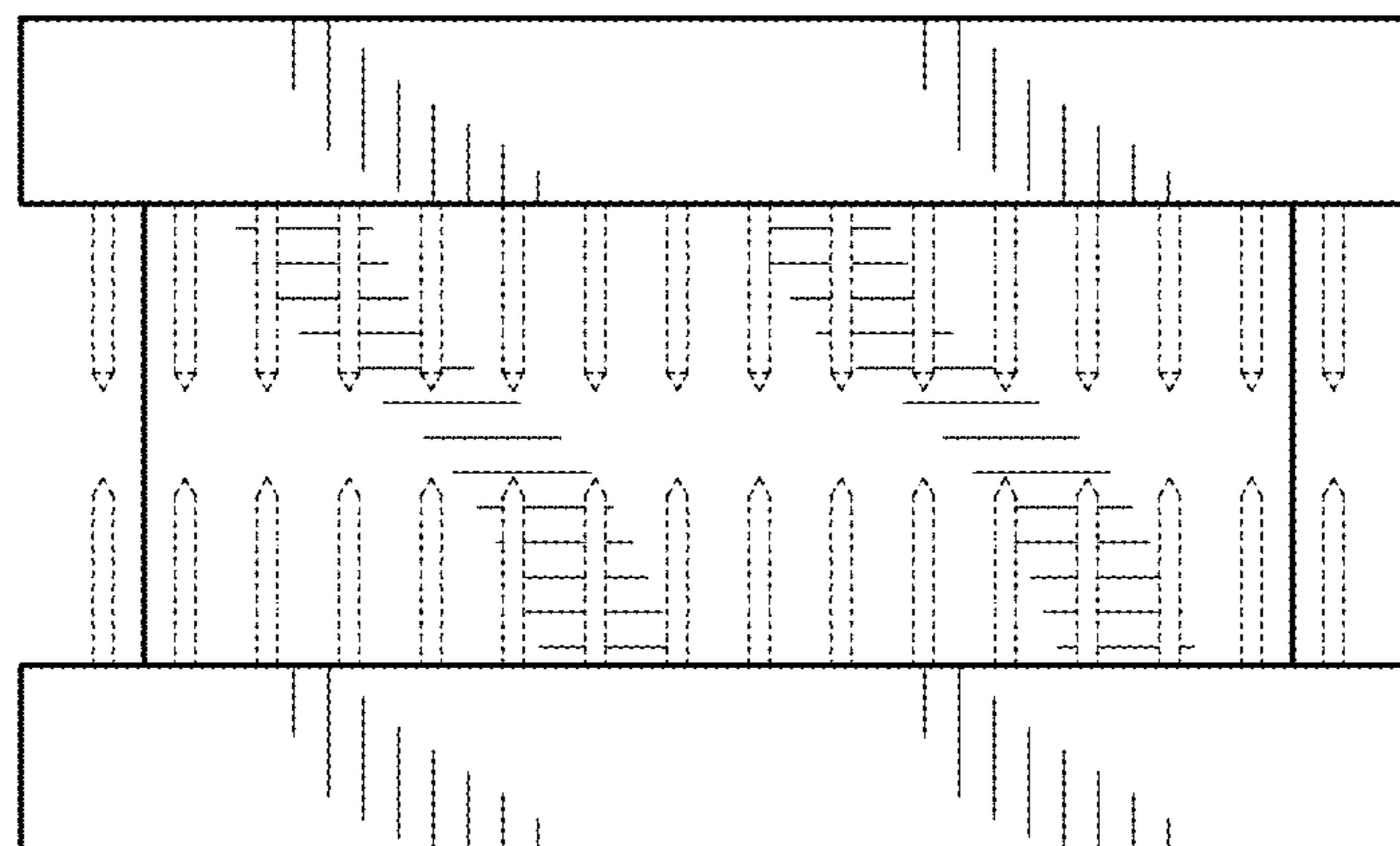


FIG. 6