



US00D982999S

(12) **United States Design Patent**
Chang

(10) **Patent No.:** **US D982,999 S**

(45) **Date of Patent:** **** Apr. 11, 2023**

(54) **SCISSORS**

(71) Applicant: **Shao Peng Chang**, Taichung (TW)

(72) Inventor: **Shao Peng Chang**, Taichung (TW)

(**) Term: **15 Years**

(21) Appl. No.: **29/779,592**

(22) Filed: **Apr. 20, 2021**

(51) **LOC (14) Cl.** **08-03**

(52) **U.S. Cl.**
USPC **D8/57**

(58) **Field of Classification Search**
USPC D8/4, 5, 21, 26, 38, 51-58, 92, 93, 100,
D8/103, 105, 305; D19/69, 72;
D21/532; D22/149, 150; D24/146, 148,
D24/149
CPC B25C 11/02; B25C 11/00; A61B 17/076;
A61B 17/03; B26B 13/10; B26B 13/20;
B26B 13/12; B26B 13/06; B26B 13/04;
B26B 13/24

See application file for complete search history.

(56) **References Cited**

U.S. PATENT DOCUMENTS

D231,186 S *	4/1974	Lorenti	D8/57
D301,348 S *	5/1989	Li	D8/57
D302,099 S *	7/1989	Linden	D8/57
D537,310 S *	2/2007	McLean	D8/57
D589,770 S *	4/2009	Hayes	D8/57

D751,365 S *	3/2016	Hasegawa	D8/57
D789,758 S *	6/2017	Scimone	D8/57
2022/0258364 A1 *	8/2022	Kretzer	B26B 13/28

FOREIGN PATENT DOCUMENTS

JP D1690838 * 10/2020

* cited by examiner

Primary Examiner — David G Muller

Assistant Examiner — Christina Gabrielle Cosden

(74) *Attorney, Agent, or Firm* — Browdy and Neimark, PLLC

(57) **CLAIM**

The ornamental design for scissors, as shown and described.

DESCRIPTION

FIG. 1 is a perspective view of scissors, showing my new design;

FIG. 2 is a front elevation view thereof;

FIG. 3 is a rear elevation view thereof;

FIG. 4 is a left side view thereof;

FIG. 5 is a right side view thereof;

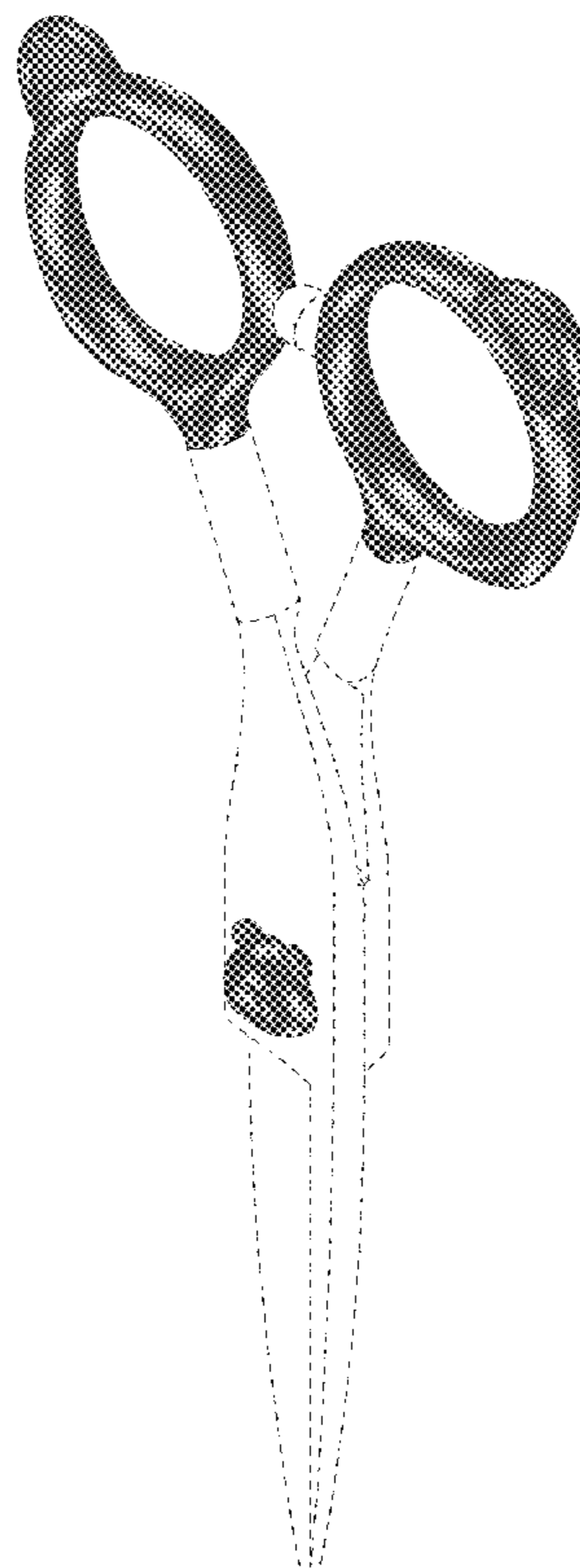
FIG. 6 is a top plan view thereof; and,

FIG. 7 is a bottom plan view thereof.

The broken lines shown in the drawings depict portions of the article that form no part of the claimed design.

The dash-dot broken lines shown in the drawing depict the boundary of the claimed design and form no part of the claimed design.

1 Claim, 7 Drawing Sheets



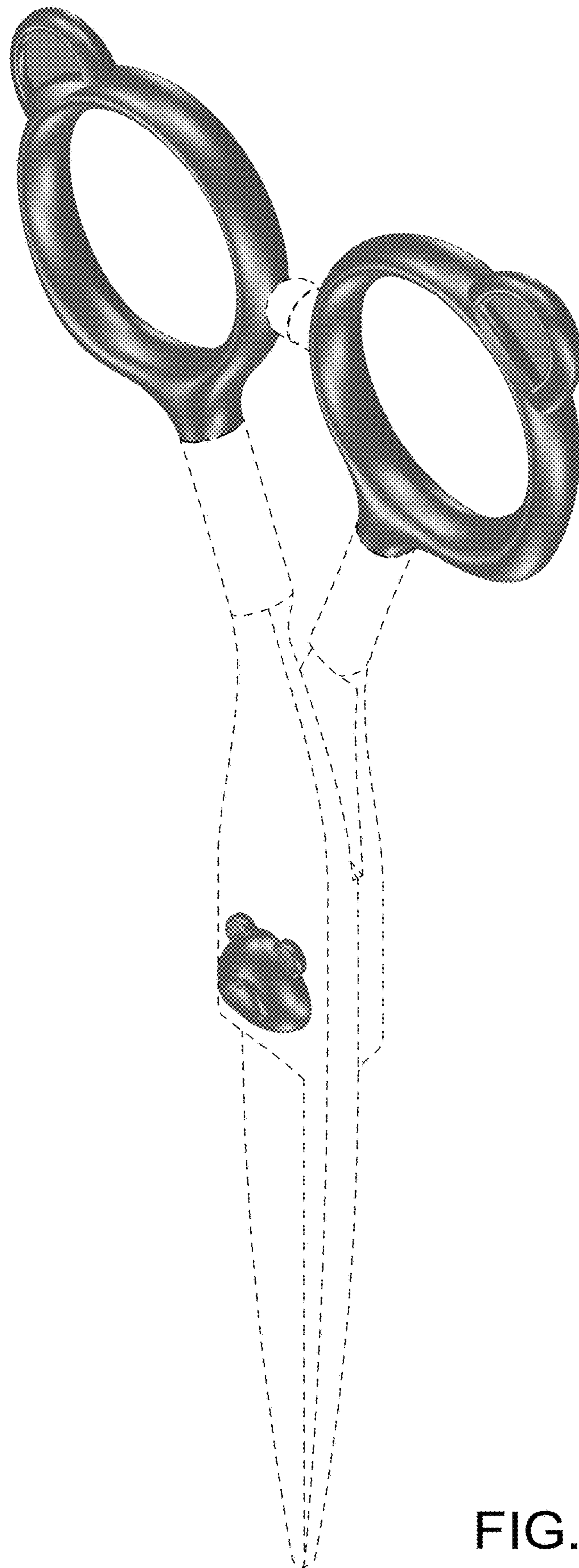


FIG. 1

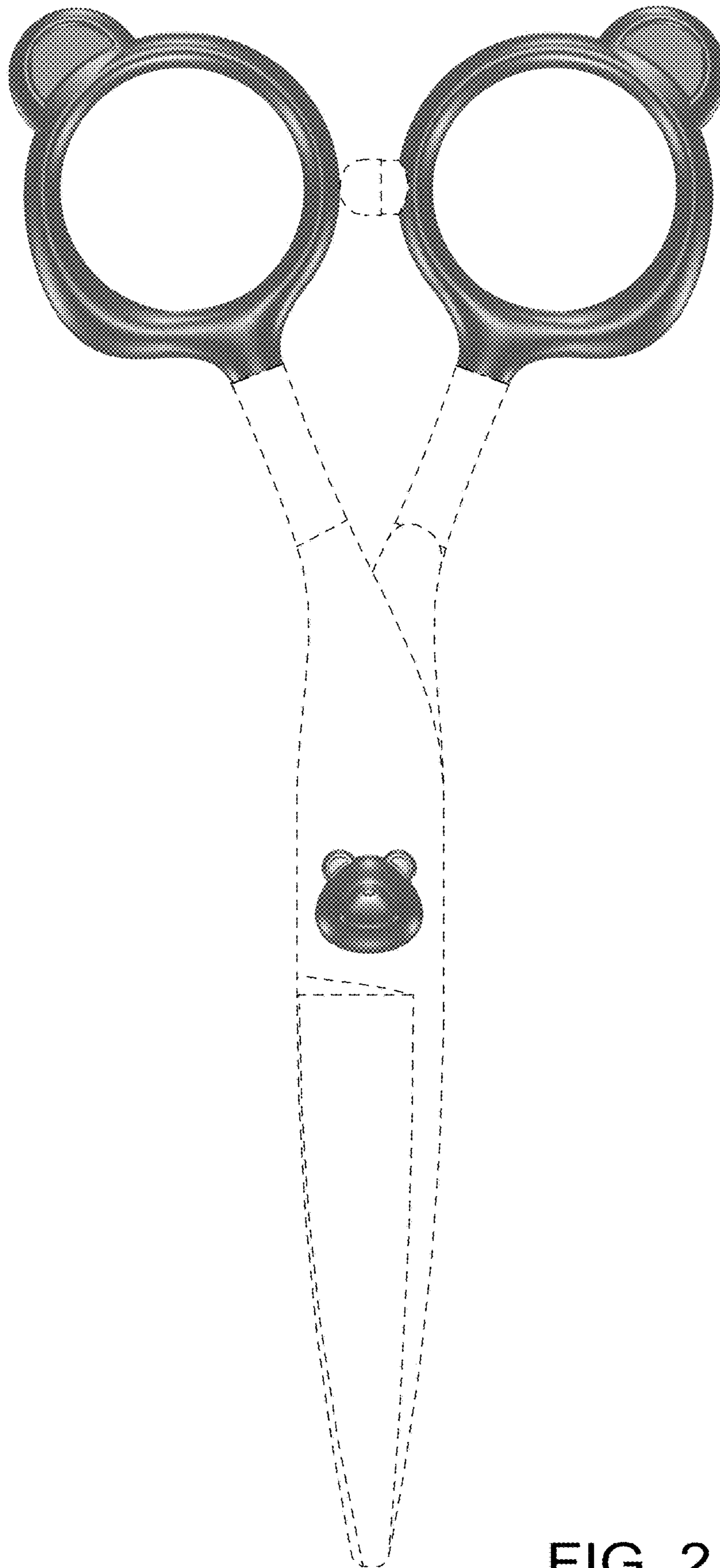


FIG. 2

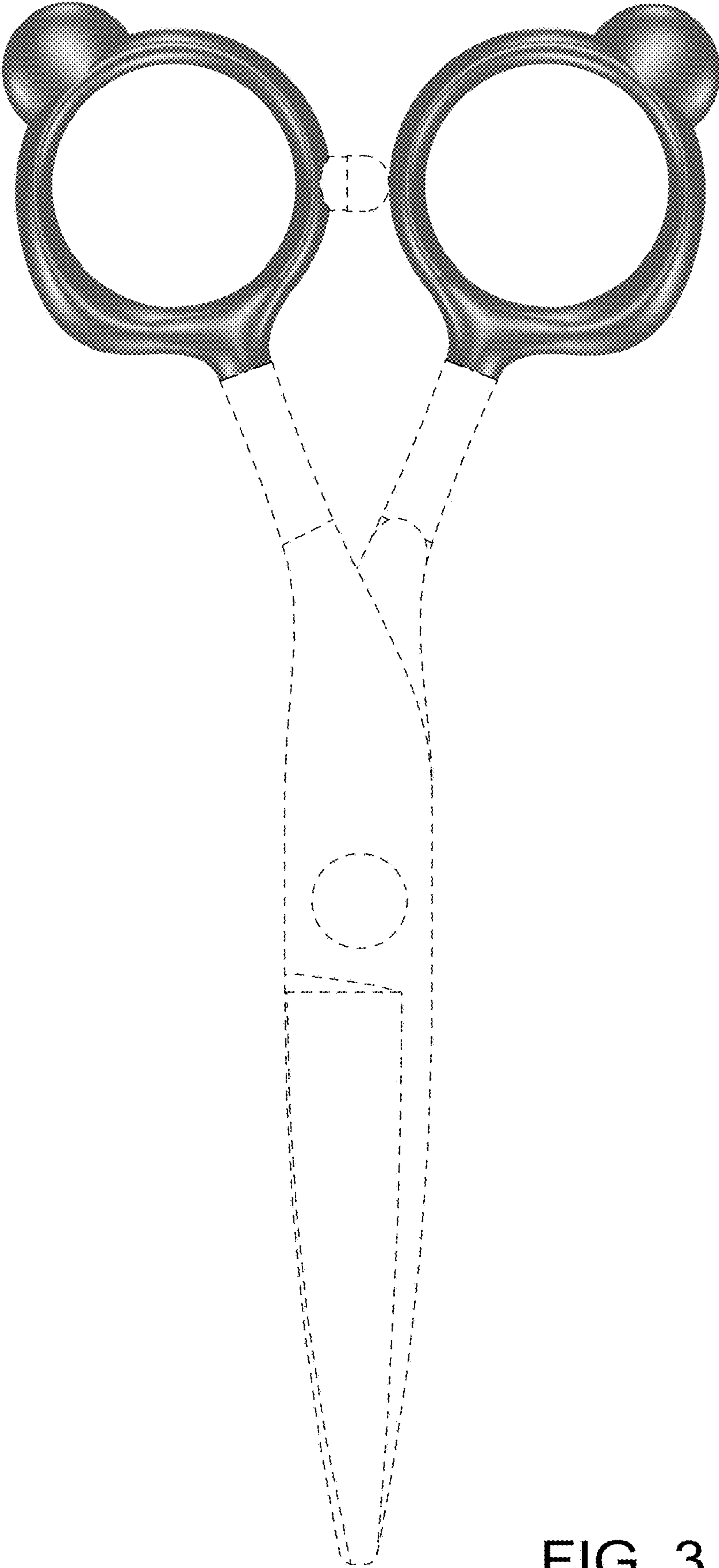


FIG. 3

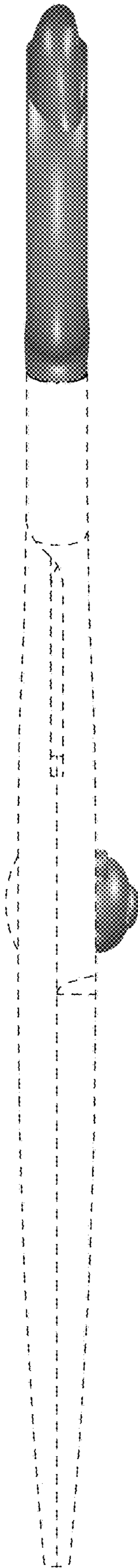


FIG. 4

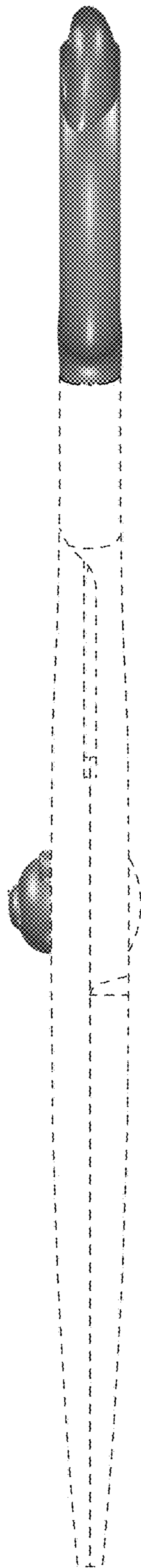


FIG. 5

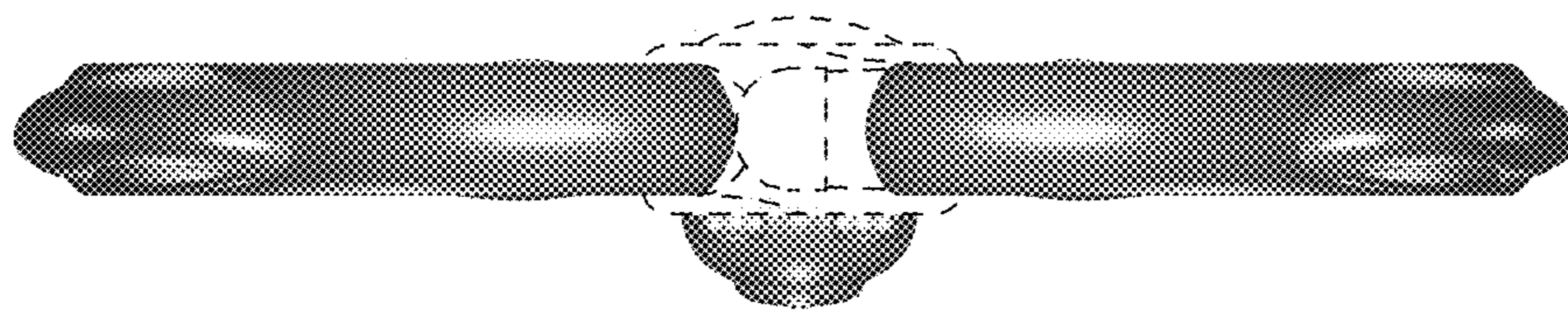


FIG. 6

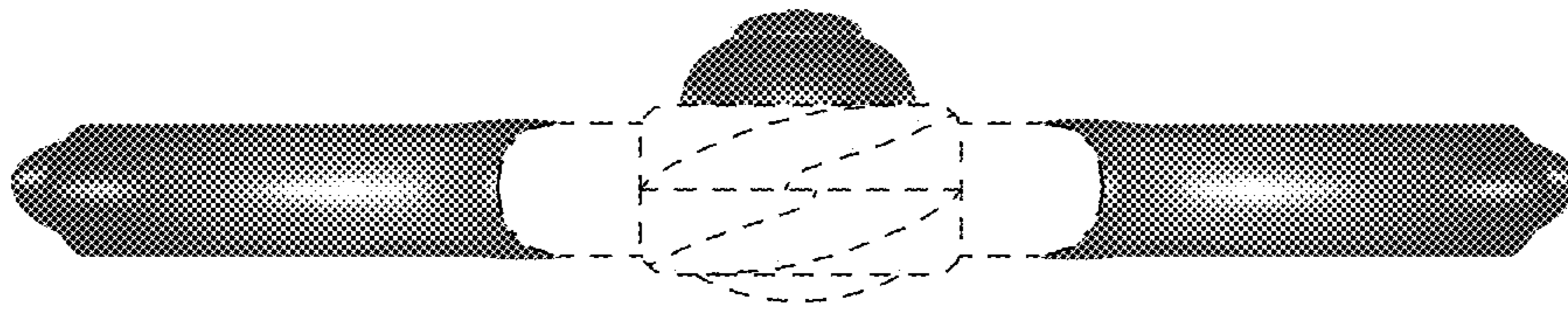


FIG. 7