



US00D982998S

(12) **United States Design Patent** (10) **Patent No.:** **US D982,998 S**
Xia (45) **Date of Patent:** **** Apr. 11, 2023**

(54) **FISHING PLIERS**
(71) Applicant: **SHENZHEN BANMIAO TECHNOLOGY CO., LTD.**, Shenzhen (CN)
(72) Inventor: **Hengxu Xia**, Shenzhen (CN)
(73) Assignee: **SHENZHEN BANMIAO TECHNOLOGY CO., LTD.**, Shenzhen (CN)

D722,851 S * 2/2015 Constantine D8/52
9,120,207 B2 * 9/2015 Chang B25B 7/02
D767,958 S * 10/2016 Corbett D8/52
D787,014 S 5/2017 Gibson et al.
D799,634 S 10/2017 Rogers
D817,132 S * 5/2018 Yang D8/55
D828,737 S * 9/2018 Constantine D8/52
D879,571 S * 3/2020 Thomas D8/52
11,383,370 B2 * 7/2022 Wiwatowski B25F 1/02
D965,736 S * 10/2022 Xia D22/150
2007/0221016 A1 * 9/2007 Herbst B25G 1/00
81/415

(**) Term: **15 Years**

FOREIGN PATENT DOCUMENTS

(21) Appl. No.: **29/823,795**

CN 307653018 * 11/2022

(22) Filed: **Jan. 20, 2022**

* cited by examiner

(51) **LOC (14) Cl.** **08-05**

Primary Examiner — Deanna L Pratt

(52) **U.S. Cl.**
USPC **D8/52; D8/55; D22/150**

(57) **CLAIM**

(58) **Field of Classification Search**
USPC D8/4, 14, 51–58; D22/150
CPC A01K 97/18; B25F 1/003
See application file for complete search history.

The ornamental design for a fishing pliers, as shown and described.

DESCRIPTION

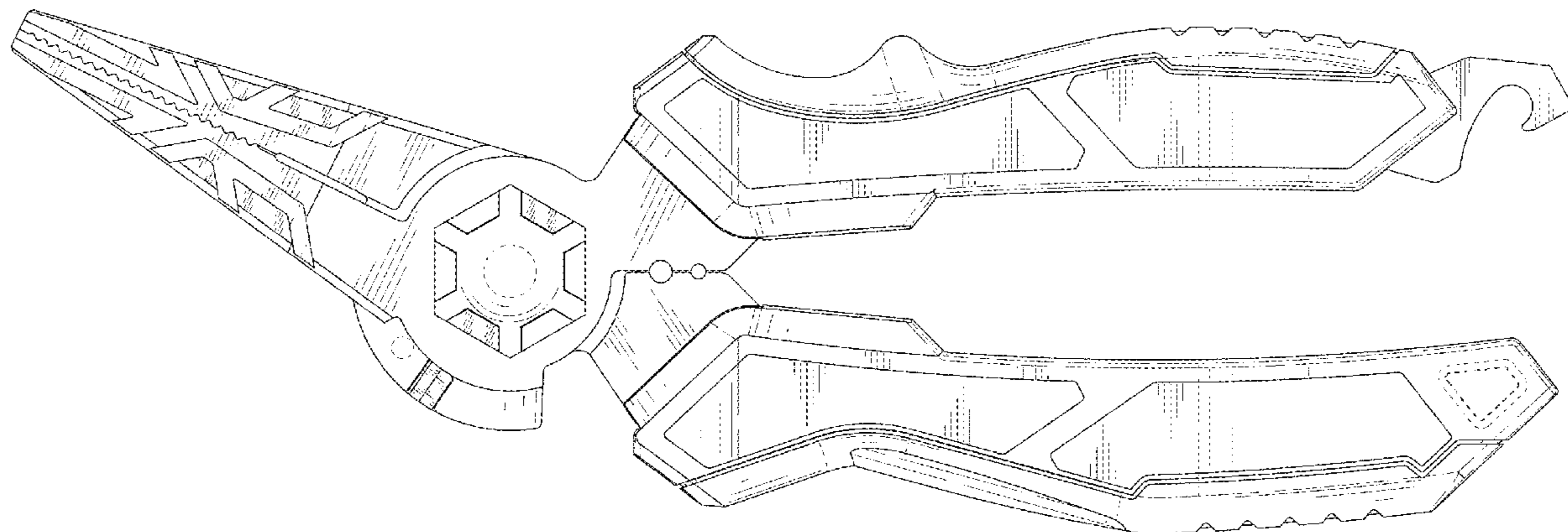
(56) **References Cited**

U.S. PATENT DOCUMENTS

6,347,565 B2 * 2/2002 Steinweg B25B 7/04
81/319
D477,508 S * 7/2003 Brady D8/52
6,776,073 B1 * 8/2004 Brady B25G 1/12
81/416
6,877,405 B2 * 4/2005 Brady B25G 1/12
81/416
6,966,244 B2 * 11/2005 Herbst B25B 7/02
81/421
D548,555 S * 8/2007 Brady D8/52
D611,791 S * 3/2010 Brands D8/52

FIG. 1 is a perspective view of a fishing pliers showing my new design;
FIG. 2 is another perspective view thereof;
FIG. 3 is a front elevational view thereof;
FIG. 4 is a rear elevational view thereof;
FIG. 5 is a left side elevational view thereof;
FIG. 6 is a right side elevational view thereof;
FIG. 7 is a top plan view thereof; and,
FIG. 8 is a bottom plan view thereof.
The broken lines in the drawings depict portions of the fishing pliers that form no part of the claimed design.

1 Claim, 8 Drawing Sheets



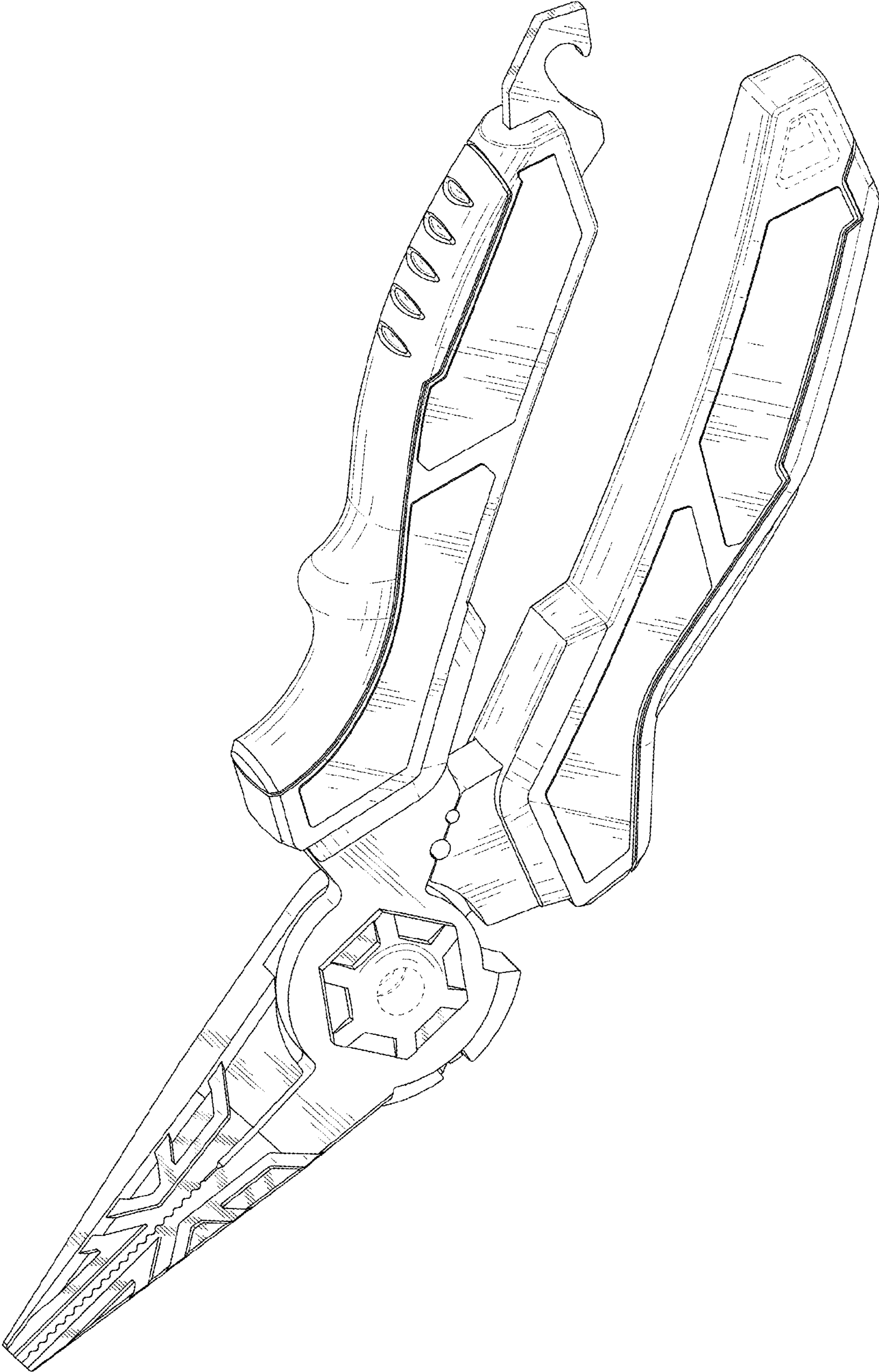


FIG. 1



FIG. 2

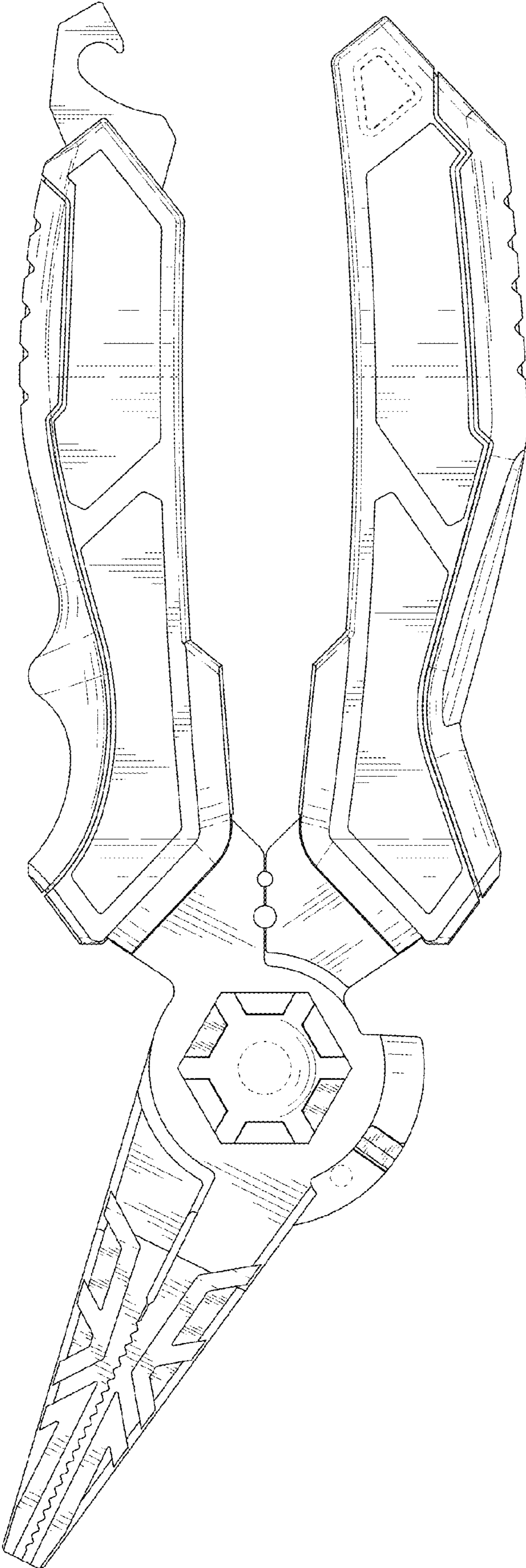


FIG. 3

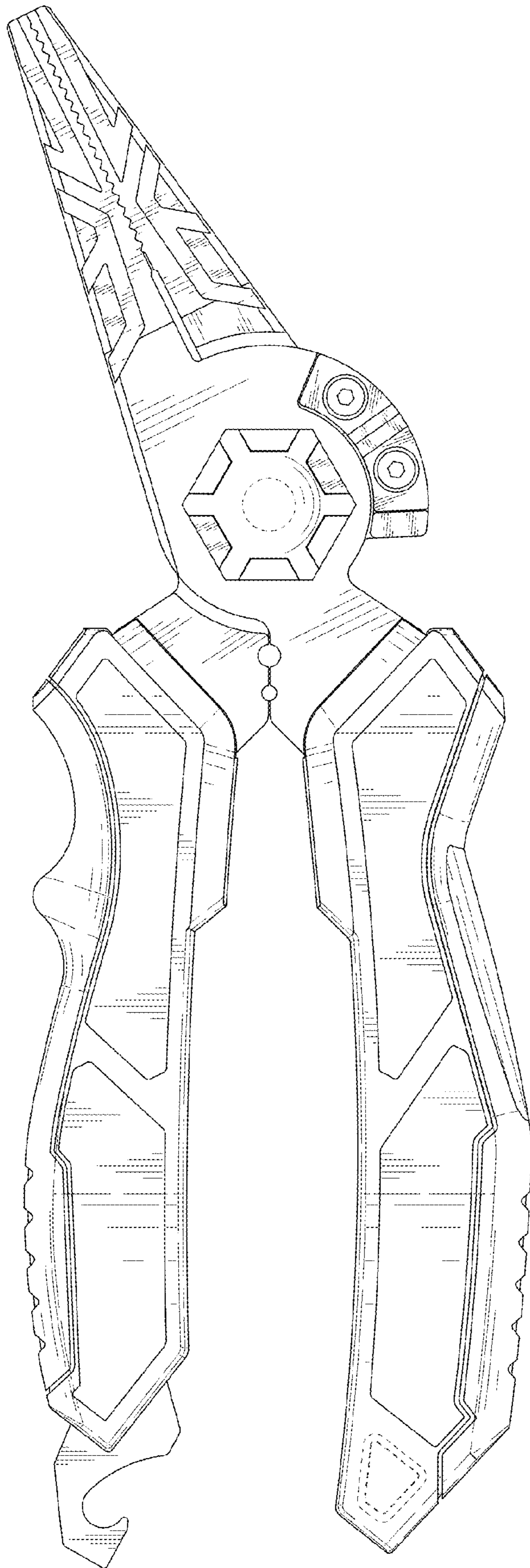


FIG. 4

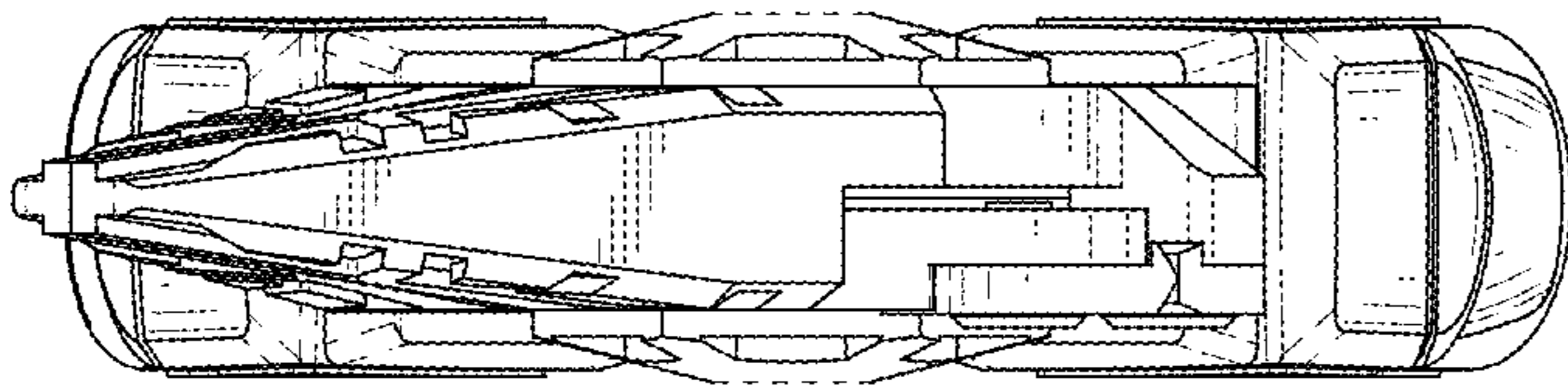


FIG. 5

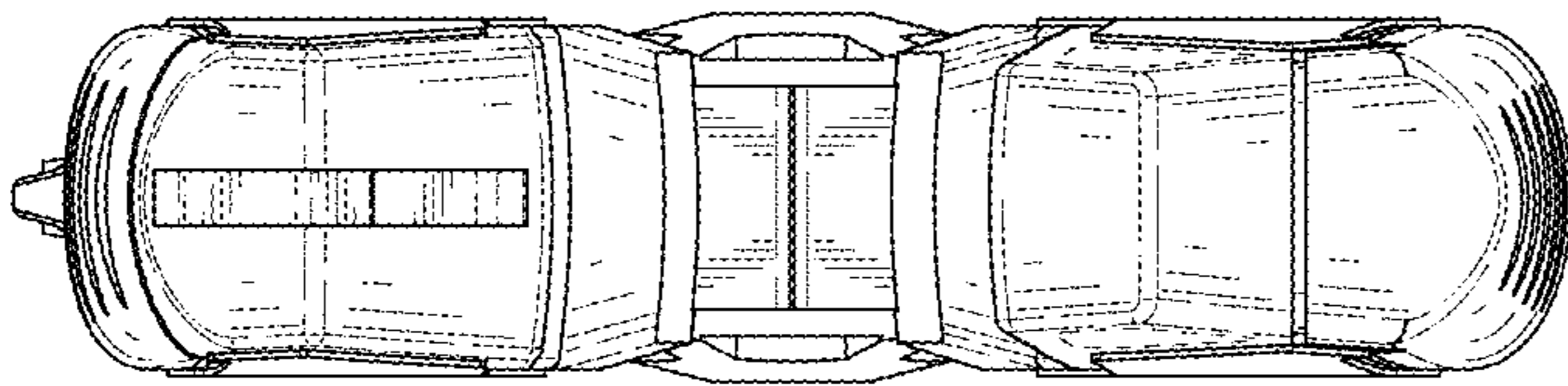


FIG. 6




FIG. 7

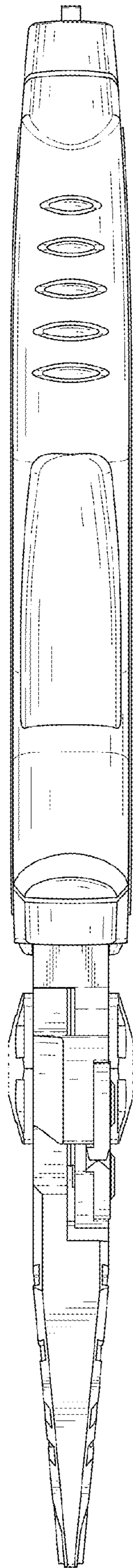


FIG. 8