



US00D982990S

(12) **United States Design Patent** (10) **Patent No.:** **US D982,990 S**  
**Neri** (45) **Date of Patent:** **\*\* Apr. 11, 2023**

(54) **WEED EXTRACTION TOOL**  
(71) Applicant: **Michael A. Neri**, Rochester, NY (US)  
(72) Inventor: **Michael A. Neri**, Rochester, NY (US)  
(\*\*) Term: **15 Years**  
(21) Appl. No.: **29/865,531**  
(22) Filed: **Jul. 29, 2022**

2,373,872 A 4/1945 Couture  
2,635,336 A \* 4/1953 Seymour ..... A01G 20/30  
172/380  
D177,303 S \* 4/1956 Bellin ..... D8/9  
D177,539 S \* 4/1956 Varn ..... D8/9  
(Continued)

**FOREIGN PATENT DOCUMENTS**

CA 2570979 A1 6/2008

**OTHER PUBLICATIONS**

Neri, Michael A., Design U.S. Appl. No. 29/804,965, filed Aug. 24, 2021, entitled "Weed Extraction Tool".

*Primary Examiner* — Rachel A. Voorhies  
*Assistant Examiner* — Benjamin D. Wannemacher  
(74) *Attorney, Agent, or Firm* — Heslin Rothenberg Farley & Mesiti P.C.

**Related U.S. Application Data**

(63) Continuation of application No. 29/804,965, filed on Aug. 24, 2021, now Pat. No. Des. 962,023.  
(51) **LOC (14) Cl.** ..... **08-01**  
(52) **U.S. Cl.**  
USPC ..... **D8/1**  
(58) **Field of Classification Search**  
USPC ..... D8/1, 4, 7, 9, 12, 13, 14, 107  
CPC .. A01D 1/06; A01D 11/06; A01B 1/16; A01B 1/08  
See application file for complete search history.

(57) **CLAIM**

The ornamental design for a weed extraction tool, as shown and described.

(56) **References Cited**

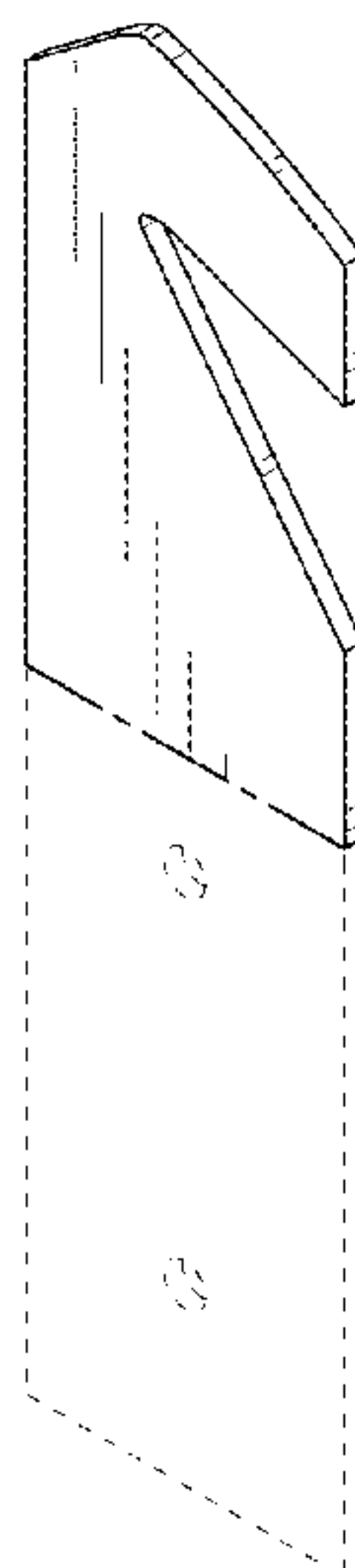
**U.S. PATENT DOCUMENTS**

409,723 A \* 8/1889 Wood ..... A01B 1/16  
30/142  
D29,443 S \* 10/1898 Pearson ..... D8/9  
D29,975 S \* 1/1899 Bourgeois ..... D8/12  
D35,720 S \* 2/1902 David ..... 7/161  
694,088 A 2/1902 Bowman  
747,881 A 12/1903 Foley  
838,254 A 12/1906 Johnson  
982,575 A 1/1911 Carpenter  
1,398,850 A 11/1921 Franco  
1,728,195 A 9/1929 Barnes  
2,018,279 A \* 10/1935 Norcross ..... A01B 1/16  
7/114  
2,019,357 A \* 10/1935 Oestreich ..... A01B 1/08  
D8/7  
2,066,803 A \* 1/1937 Sawyer ..... A01B 1/16  
7/114  
2,317,801 A 4/1943 Power

**DESCRIPTION**

FIG. 1 is a perspective view of a weed extraction tool in accordance with the new design;  
FIG. 2 is a front elevational view of thereof;  
FIG. 3 is a right side elevational view thereof;  
FIG. 4 is a left side elevational view thereof;  
FIG. 5 is a rear elevational view thereof;  
FIG. 6 is a top view thereof; and,  
FIG. 7 is a bottom view thereof.  
The broken lines in the drawings illustrate portions of the weed extraction tool which form no part of the claimed design.  
The long-dash short-dash lines in the drawings define the bounds of the claimed design and form no part thereof.

**1 Claim, 4 Drawing Sheets**



(56)

References Cited

U.S. PATENT DOCUMENTS

D183,916 S *	11/1958	Derwallis	.....	D8/12	5,609,325 A	3/1997	DeArmond	
2,882,085 A	4/1959	Abbott			D386,372 S *	11/1997	Weiss	..... D32/42
D208,990 S *	10/1967	Anderson	.....	30/314	D391,129 S *	2/1998	Denson	..... D8/9
3,918,158 A *	11/1975	Debski	.....	B26B 3/08	D413,773 S *	9/1999	Chang	..... D8/1
					D528,394 S *	9/2006	Lothe	..... D8/12
					7,100,899 B2	9/2006	Hoover	
D246,283 S *	11/1977	Sapowith	.....	D8/14	7,131,677 B2	11/2006	Ota	
4,090,730 A *	5/1978	Zeigler	.....	A01B 1/16	D542,612 S *	5/2007	Schoenberg	..... D8/9
					D605,004 S	12/2009	Tafoya	
					D714,598 S *	10/2014	Sandelin	..... D8/7
					D714,599 S *	10/2014	Sandelin	..... D8/7
					D716,118 S	10/2014	Lee	
D253,159 S	10/1979	Crisafulli			D769,685 S *	10/2016	Miller	..... D32/49
D268,073 S *	3/1983	Schaeffer	.....	D8/14	D847,604 S *	5/2019	Stinson	..... D8/20
D274,403 S	6/1984	Clark, III			D853,805 S *	7/2019	Sukruangsap	..... D8/7
D300,715 S *	4/1989	Ragoonath	.....	D8/7	D875,484 S *	2/2020	Workman	..... D7/650
5,004,053 A *	4/1991	Martell	.....	A01D 11/06	D952,424 S *	5/2022	Scott	..... D8/14
					2009/0283281 A1	11/2009	Lewis	
D332,383 S *	1/1993	Hagler	.....	D8/98	2011/0080014 A1 *	4/2011	Baker	..... A01G 3/08
5,188,340 A	2/1993	Green						294/51
5,402,853 A	4/1995	Tauber						
5,490,374 A	2/1996	Calande						

\* cited by examiner

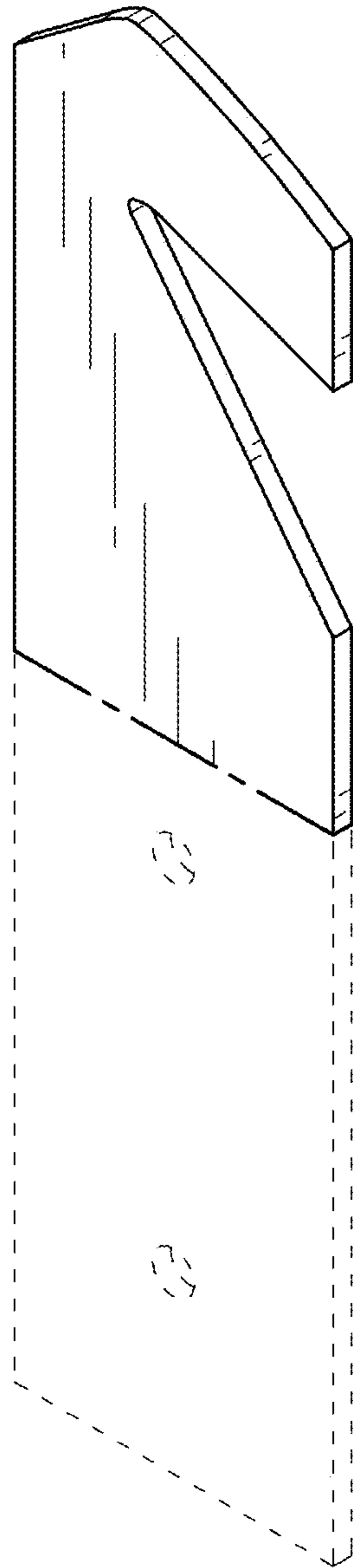


FIG. 1

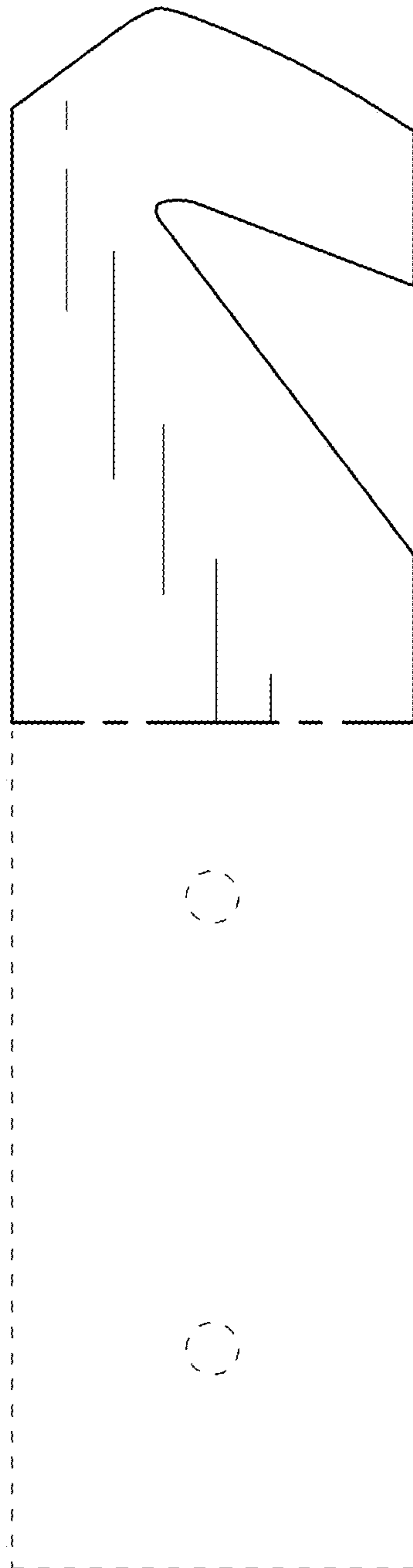


FIG. 2



FIG. 3

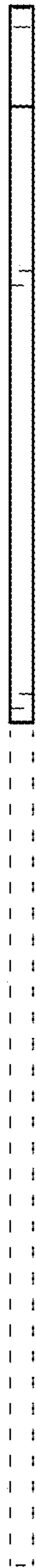


FIG. 4

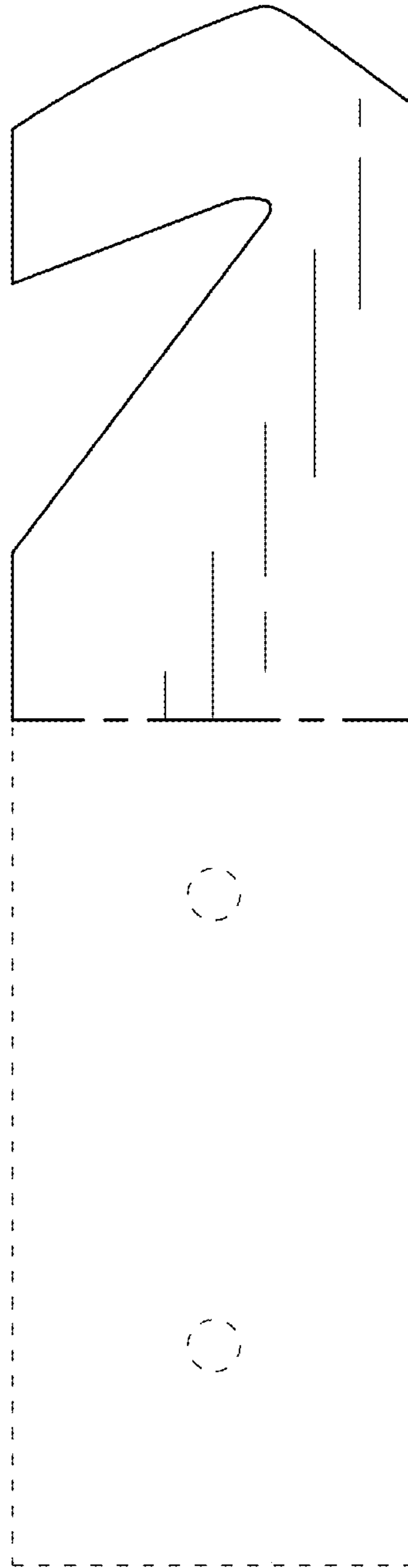


FIG. 5

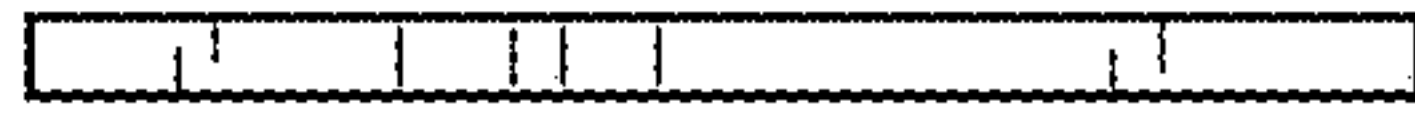


FIG. 6

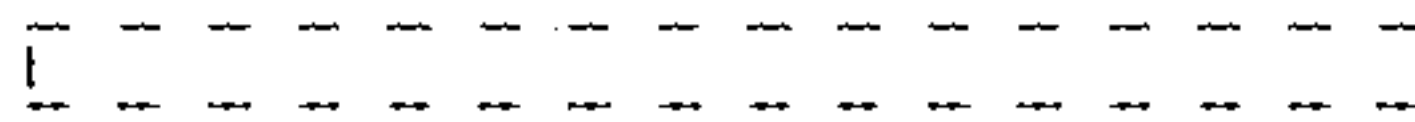


FIG. 7