



US00D982975S

(12) **United States Design Patent** (10) **Patent No.:** **US D982,975 S**  
**Cui** (45) **Date of Patent:** **\*\* Apr. 11, 2023**

(54) **ELECTRIC KETTLE**

OTHER PUBLICATIONS

(71) Applicant: **Qingdao Sumo Panda Trade Co., Ltd.**, Shandong (CN)

[https://www.amazon.com/Travel-Kettle-Electric-Small-Stainless/dp/B09C48RJ9D/ref=asc\\_df\\_B09C48RJ9D/?tag=hyprod-20&linkCode=df0&hvadid=532845723087&hvpos=&hvnetw=g&hvrnd=2538167605694210785&hvpone=&hvptwo=&hvqmt=&hvdev=c&hvdvcm1=&hvlocint=&hvlocphy=9032188&hvtargid=pla-1434940850297&th=1](https://www.amazon.com/Travel-Kettle-Electric-Small-Stainless/dp/B09C48RJ9D/ref=asc_df_B09C48RJ9D/?tag=hyprod-20&linkCode=df0&hvadid=532845723087&hvpos=&hvnetw=g&hvrnd=2538167605694210785&hvpone=&hvptwo=&hvqmt=&hvdev=c&hvdvcm1=&hvlocint=&hvlocphy=9032188&hvtargid=pla-1434940850297&th=1) Sep. 13, 2021 (Year: 2021).\*

(72) Inventor: **Ting Cui**, Heilongjiang (CN)

(\*\*) Term: **15 Years**

\* cited by examiner

(21) Appl. No.: **29/822,436**

(22) Filed: **Jan. 10, 2022**

*Primary Examiner* — Jae Liang

(51) **LOC (14) Cl.** ..... **07-01**

*Assistant Examiner* — Ji Sun Yoon

(52) **U.S. Cl.**

(74) *Attorney, Agent, or Firm* — Che-Yang Chen; Law Office of Michael Chen

USPC ..... **D7/510**; D7/511; D7/507

(58) **Field of Classification Search**

USPC ..... D7/507, 509, 510, 511, 523, 531, 532, D7/392.1, 396.2, 624.1, 624.2, 519, 514, D7/515; D9/500, 501, 516, 519, 562, D9/531, 559, 564, 503, 504; D3/202  
CPC ..... A47G 19/22; A47G 19/2205; A47G 19/2288; A47J 41/02; A47J 41/0077; A47J 43/27; A45F 3/16

See application file for complete search history.

(57) **CLAIM**

The ornamental design for an electric kettle, as shown and described.

(56) **References Cited**

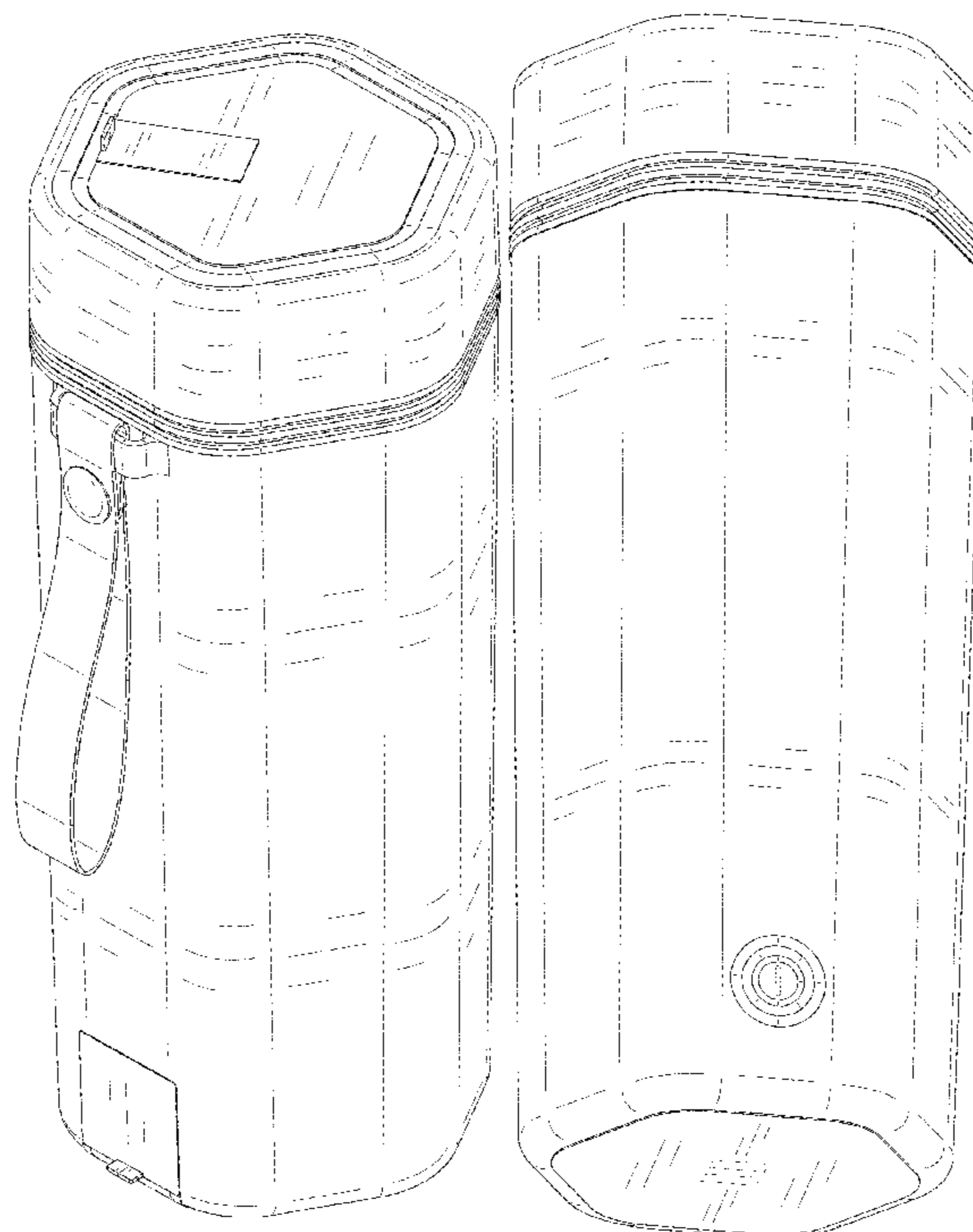
U.S. PATENT DOCUMENTS

D630,463 S 1/2011 Picozza et al.  
D786,018 S \* 5/2017 Willows ..... D7/509  
D899,189 S 10/2020 Pan  
D960,646 S \* 8/2022 Liu ..... B65D 1/40  
D7/510  
2005/0067476 A1\* 3/2005 Hengami ..... B65D 5/723  
229/110  
2017/0233160 A1\* 8/2017 Hudson ..... B65D 25/28  
222/183

**DESCRIPTION**

FIG. 1 is a perspective view of an electric kettle showing my new design;  
FIG. 2 is a perspective view thereof from another angle;  
FIG. 3 is a front elevational view thereof;  
FIG. 4 is a rear elevational view thereof;  
FIG. 5 is a left side elevational view thereof;  
FIG. 6 is a right side elevational view thereof;  
FIG. 7 is a top plan view thereof; and,  
FIG. 8 is a bottom plan view thereof.  
The broken lines in the drawings depict portions of the electric kettle that form no part of the claimed design.

**1 Claim, 8 Drawing Sheets**



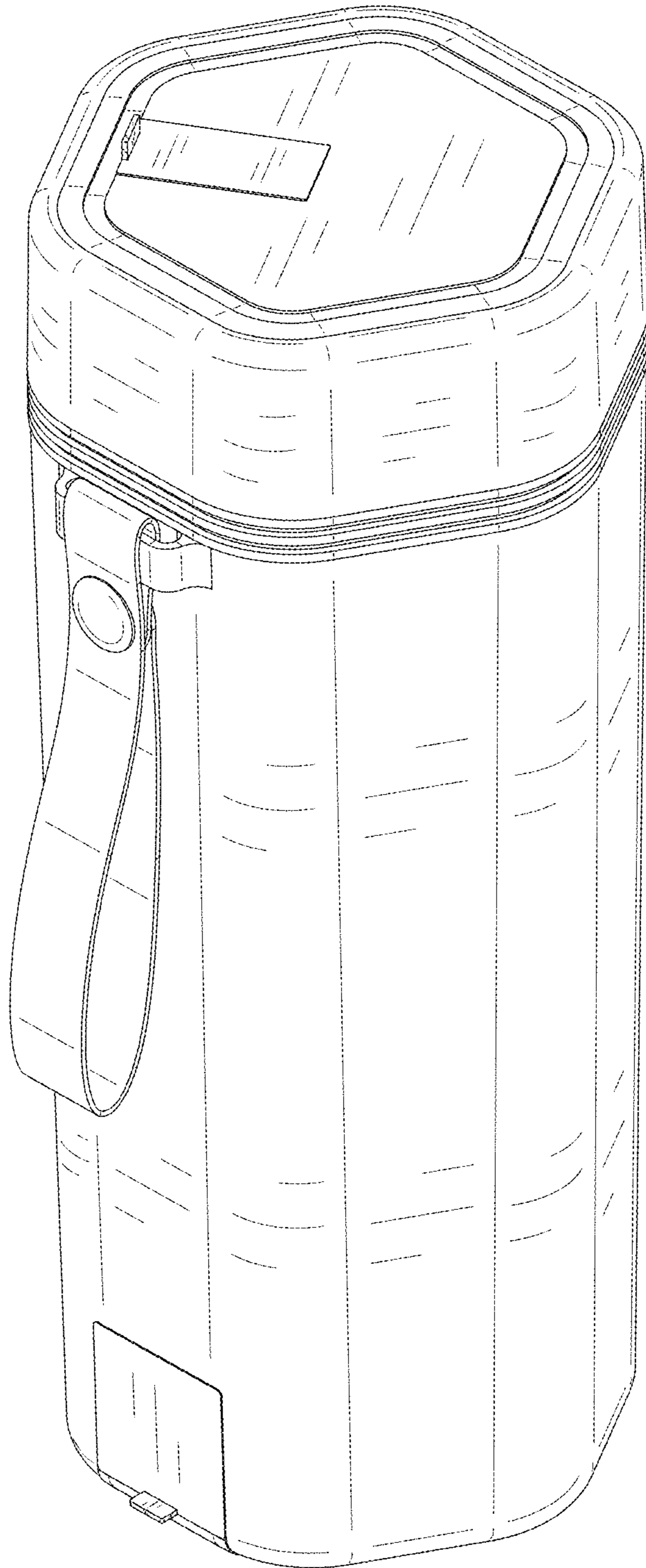


FIG. 1




FIG. 2

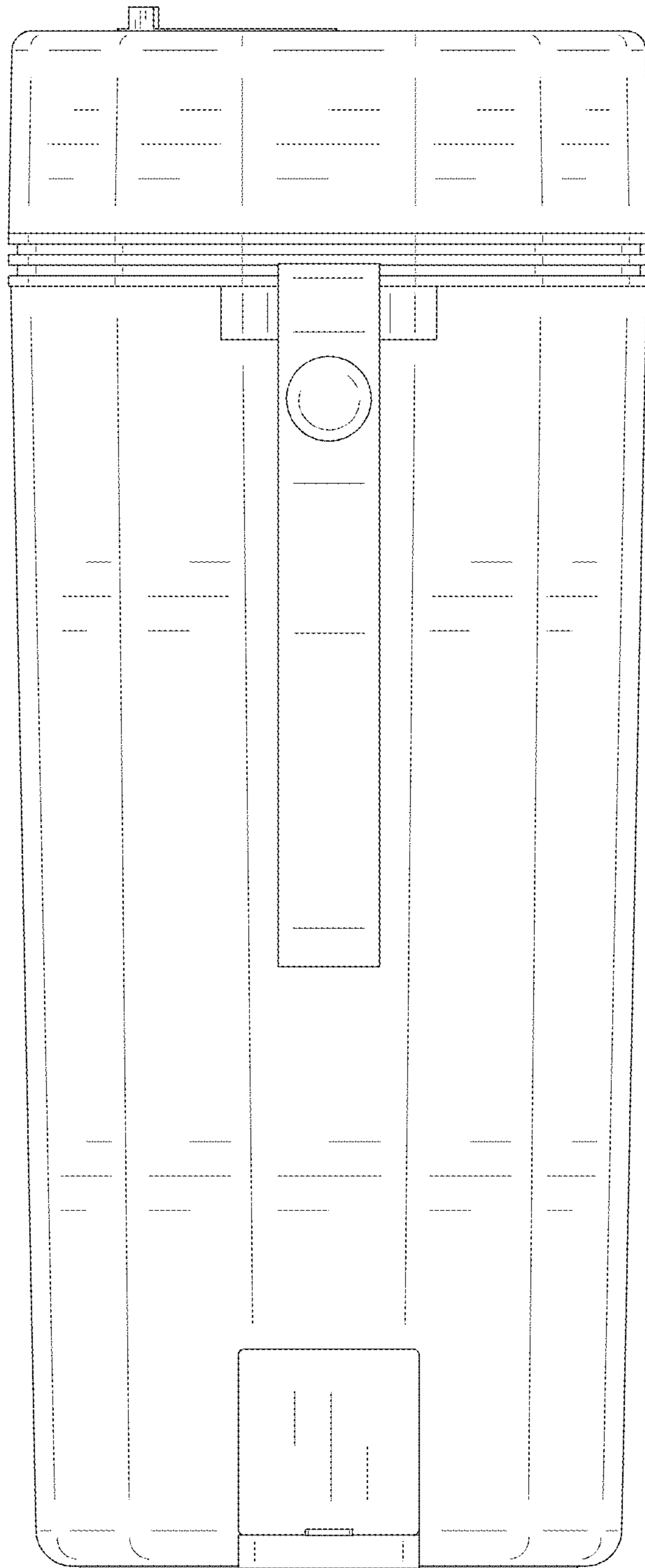


FIG. 3




FIG. 4

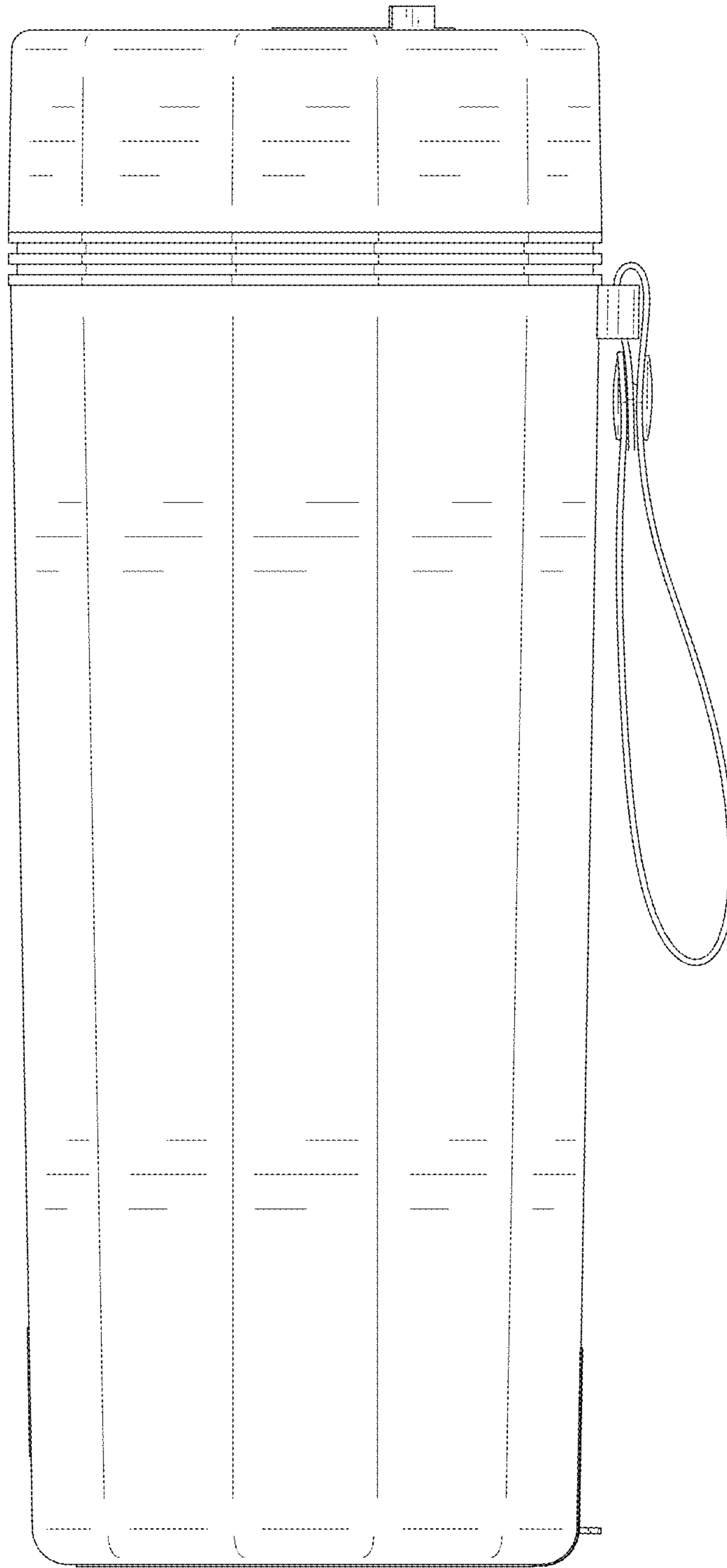


FIG. 5




FIG. 6

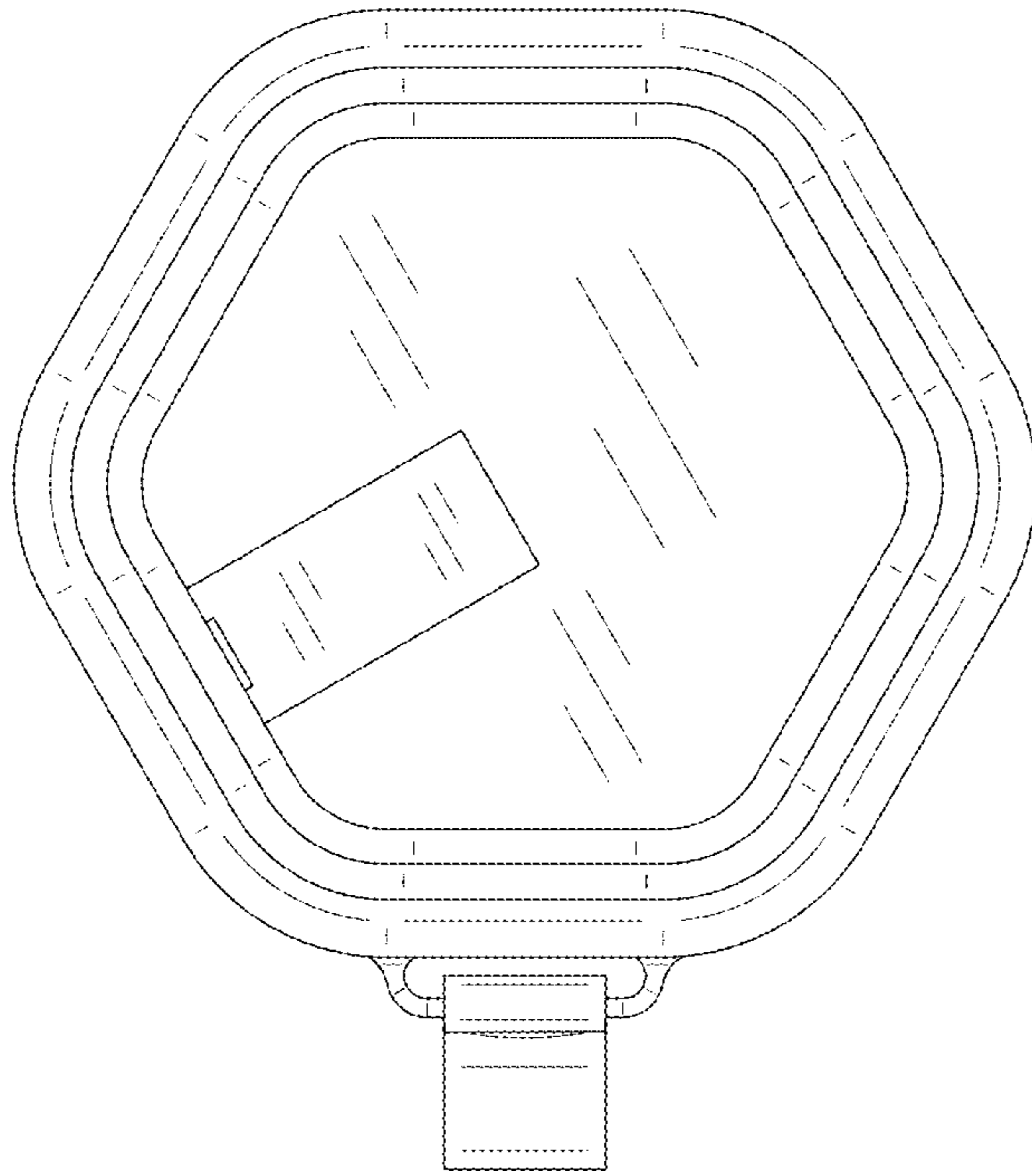


FIG. 7



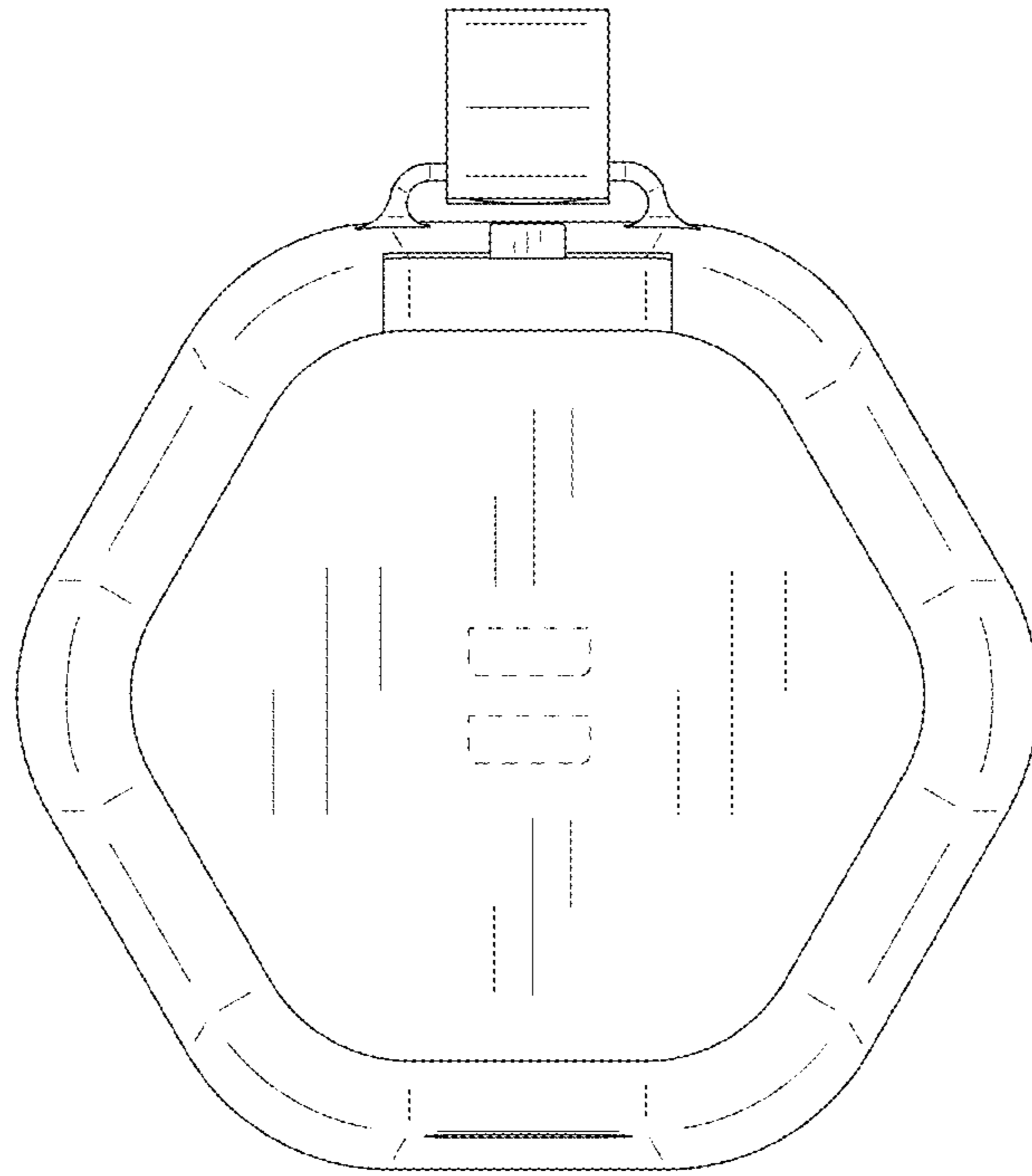


FIG. 8