



US00D982928S

(12) **United States Design Patent** (10) **Patent No.:** **US D982,928 S**
Lee (45) **Date of Patent:** **** Apr. 11, 2023**

(54) **AUTOMATIC HAND CLEANER**
(71) Applicant: **Dong Kyu Lee**, Busan (KR)
(72) Inventor: **Dong Kyu Lee**, Busan (KR)
(**) Term: **15 Years**

D840,829 S * 2/2019 Ben-Simon D23/367
D884,343 S * 5/2020 Peng D9/602
D889,728 S * 7/2020 Wanders D26/98
D899,532 S * 10/2020 Zhang D21/606
D955,506 S * 6/2022 Wu D21/585
D963,766 S * 9/2022 Kim D21/653

(21) Appl. No.: **29/767,019**
(22) Filed: **Jan. 20, 2021**

OTHER PUBLICATIONS

PRP Automatic Soap Dispenser-Cute Penguin, available in Amazon.co.jp, date first available Aug. 24, 2021 [online], Retrieved on Sep. 19, 2022 from URL: https://www.amazon.co.jp/dp/B09DGQMHXJ/ref=sbl_dp_x_jp-bath-dispensers_B09Q29ZCBI_0 (Year: 2021).*

(30) **Foreign Application Priority Data**

Aug. 24, 2020 (KR) 30-2020-0039533

* cited by examiner

(51) **LOC (14) Cl.** **23-08**

Primary Examiner — Vy N Koenig

(52) **U.S. Cl.**

Assistant Examiner — Michelle M Reeves

USPC **D6/542**; D21/653

(74) *Attorney, Agent, or Firm* — Goldilocks Zone IP Law

(58) **Field of Classification Search**

USPC D6/512, 515, 518, 522, 542, 524, 543,
D6/545; D9/447, 448, 434, 436, 454,
D9/529, 558, 602, 686, 689, 690;
D24/130; D7/306, 312, 313, 316, 322,
D7/397, 398, 589; D13/158; D23/245,
D23/248, 262, 263, 360; D10/6, 7;
D21/401, 606, 615, 653; D26/98

(57) **CLAIM**

The ornamental design for an automatic hand cleaner, as shown and described.

CPC A47K 5/1214; A47K 5/14; A47K 2210/00;
B01F 25/316; B05B 11/3035; B05B
11/3001; G01F 11/028

DESCRIPTION

See application file for complete search history.

FIG. 1 is a perspective view of an automatic hand cleaner, showing my new design;
FIG. 2 is a front view thereof;
FIG. 3 is a rear view thereof;
FIG. 4 is a left-side view hereof;
FIG. 5 is a right-side view thereof;
FIG. 6 is a top plan view thereof;
FIG. 7 is a bottom plan view thereof; and,
FIG. 8 is a perspective view of the automatic hand cleaner of FIG. 1, shown in an alternate open configuration for adding soap and/or sanitizer.
Broken lines in FIGS. 1-6 and 8 depict features of the automatic hand cleaner that form no part of the claimed design.

(56) **References Cited**

U.S. PATENT DOCUMENTS

D133,483 S * 8/1942 O'Neil D9/604
D300,441 S * 3/1989 Ryland D21/653
D503,018 S * 3/2005 Shih D21/597
D590,095 S * 4/2009 Toomey D26/98
D668,898 S * 10/2012 Diamant D6/542
D669,798 S * 10/2012 van der Lande D10/7
D770,325 S * 11/2016 Hu D11/158
D773,557 S * 12/2016 Huang D21/653

1 Claim, 8 Drawing Sheets

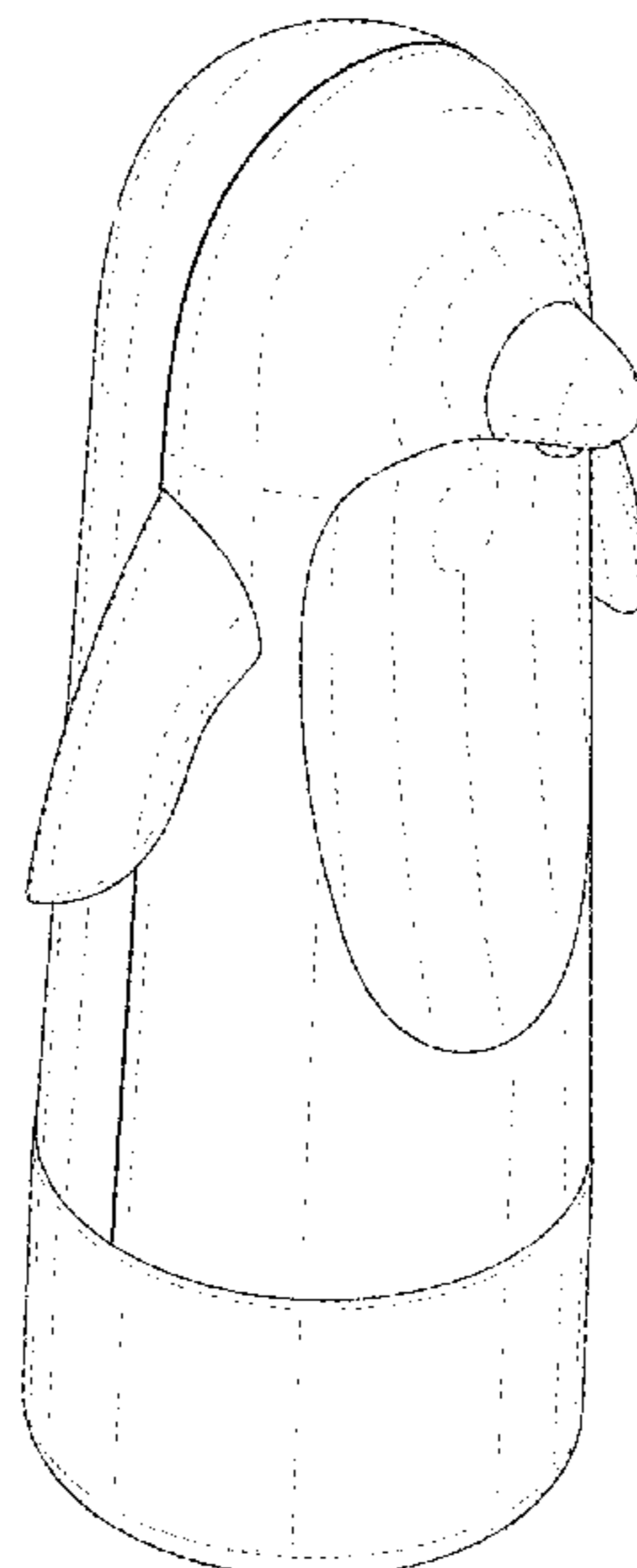


FIG. 1

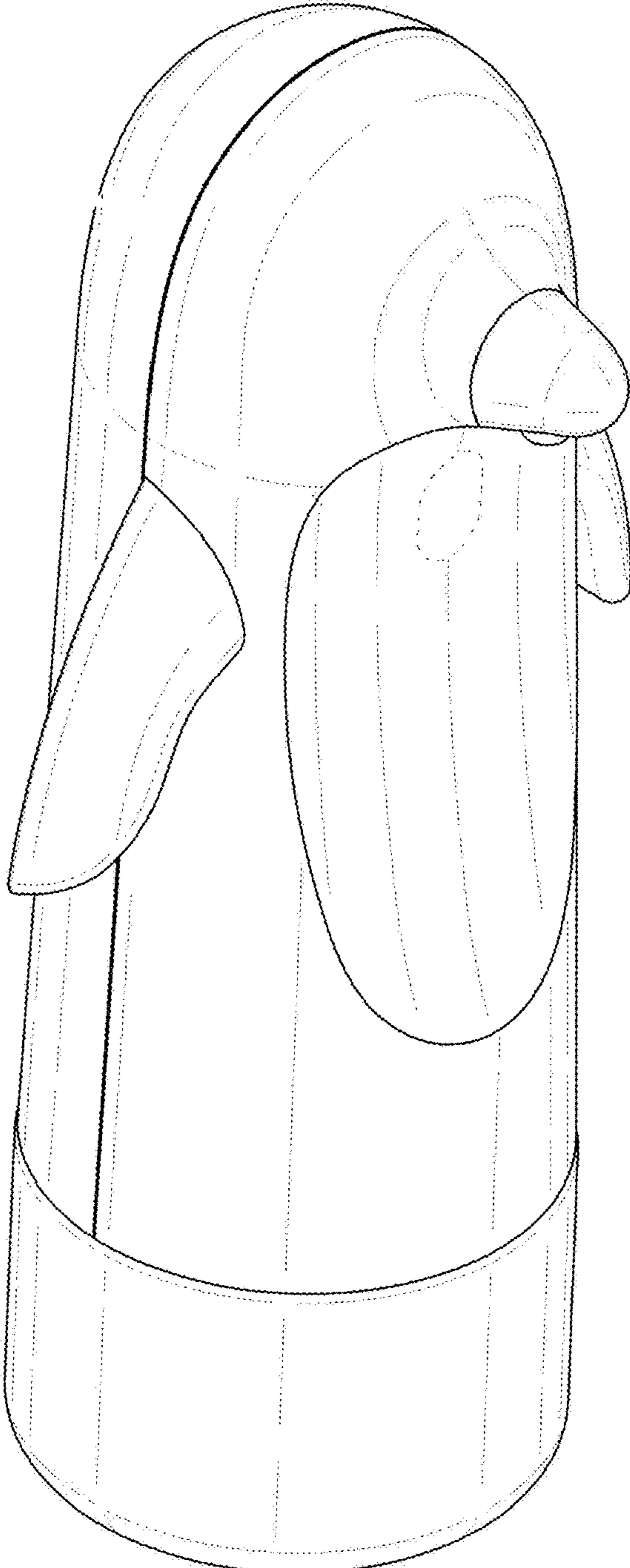


FIG. 2

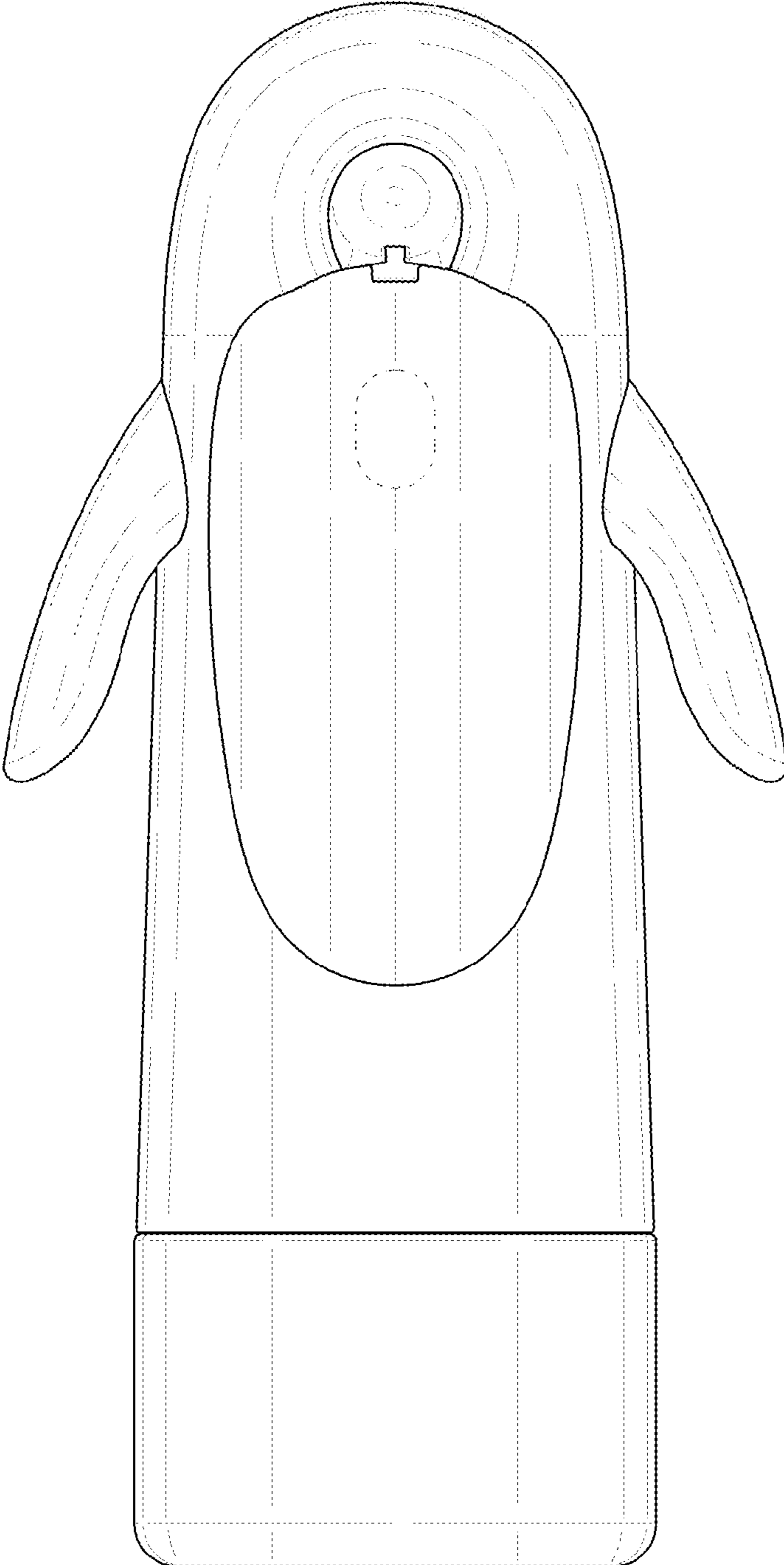


FIG. 3

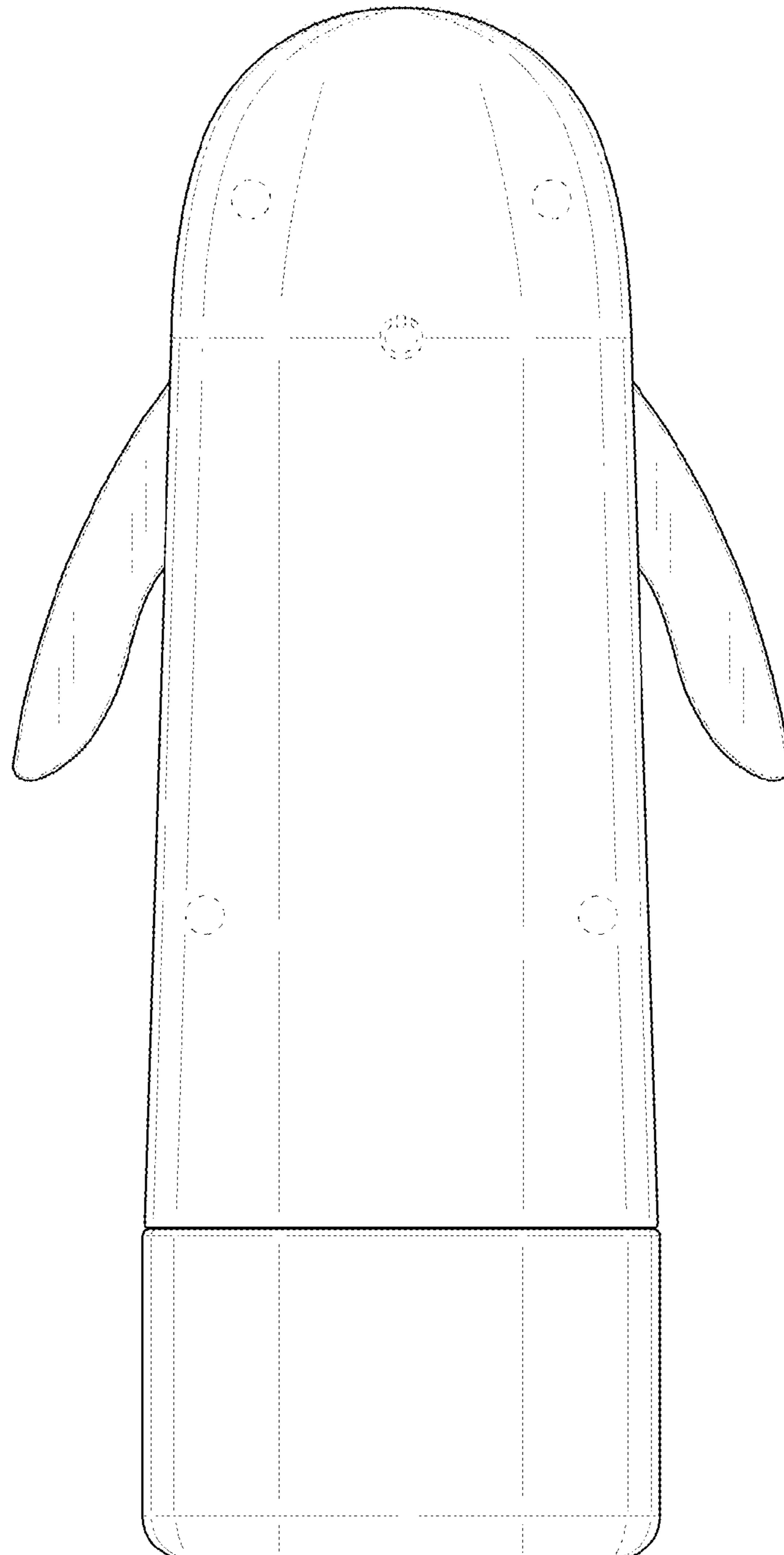


FIG. 4

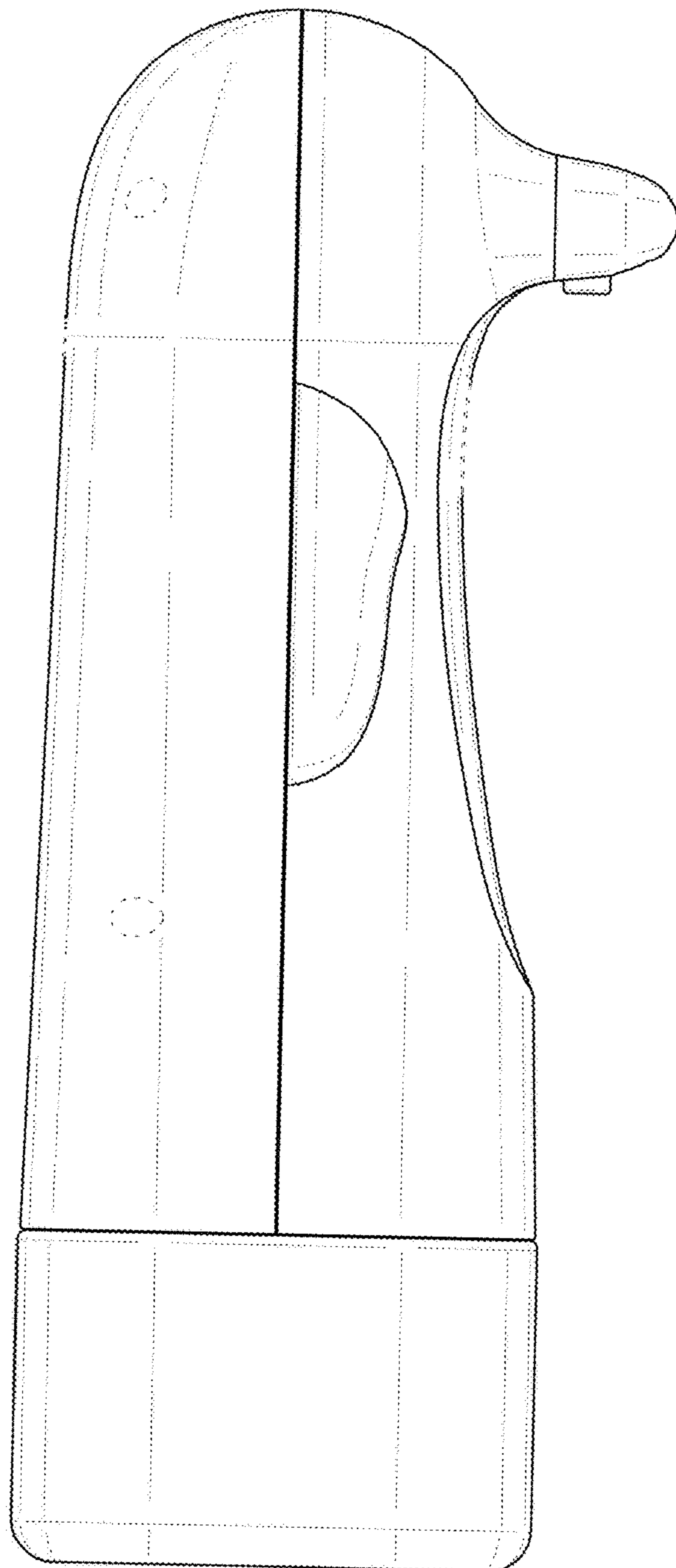


FIG. 5



FIG. 6

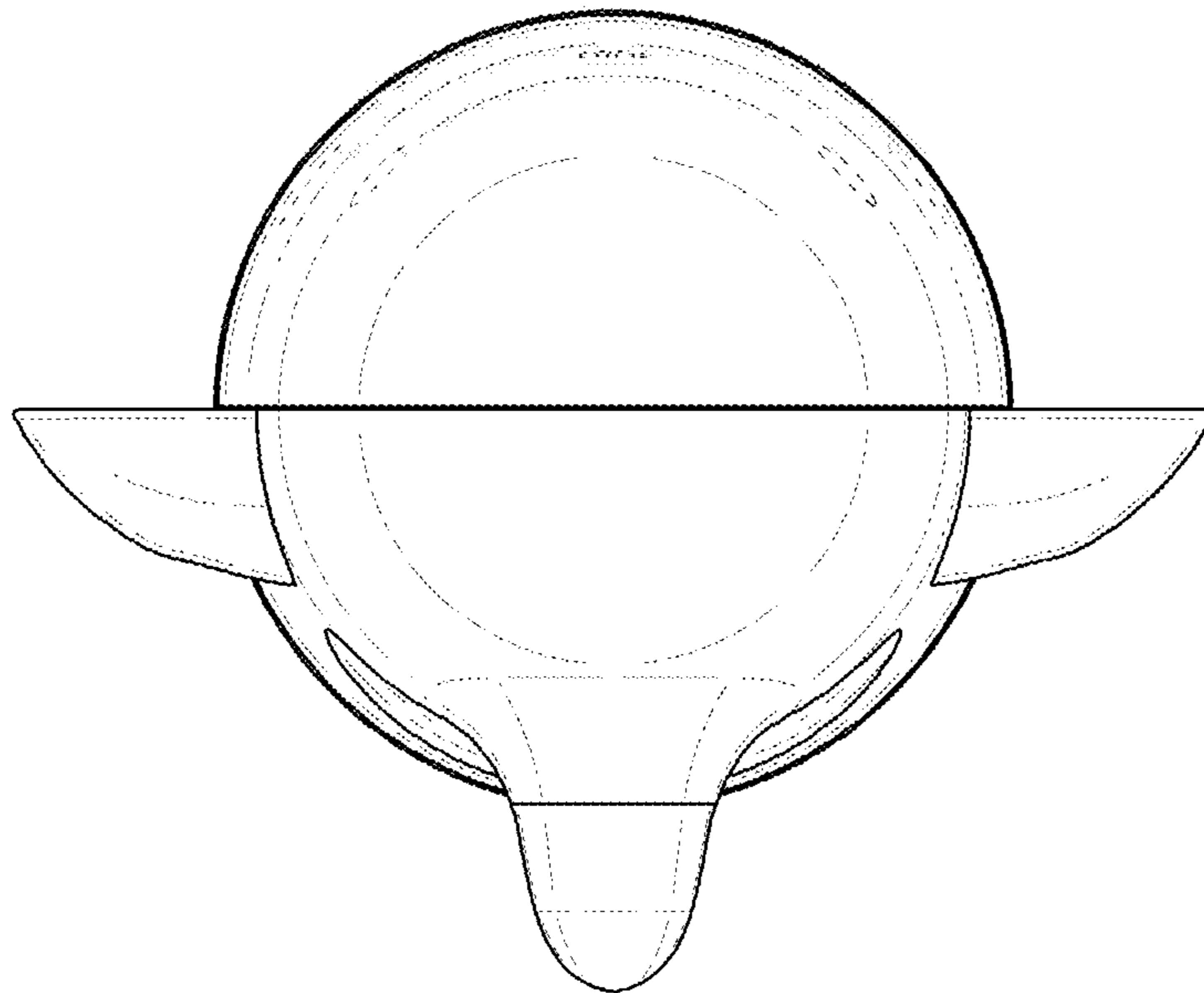


FIG. 7

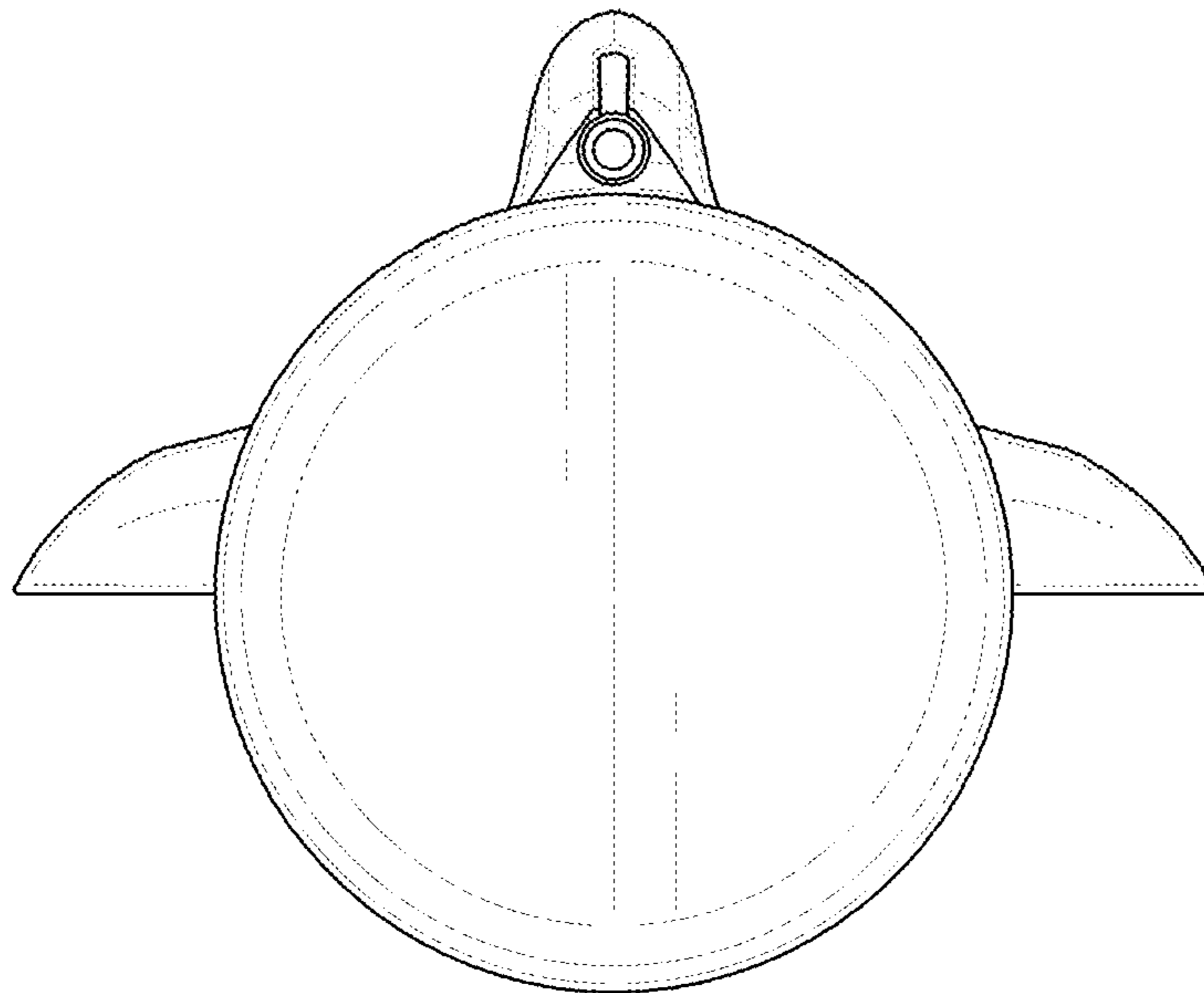


FIG. 8

