



US00D982919S

(12) **United States Design Patent**
Fan

(10) **Patent No.:** **US D982,919 S**

(45) **Date of Patent:** **** Apr. 11, 2023**

(54) **CHAIR**

(71) Applicant: **Weiping Fan**, Zhejiang (CN)

(72) Inventor: **Weiping Fan**, Zhejiang (CN)

(73) Assignee: **Hangzhou Jiexiya Home Furnishing Co., Ltd.**, Hangzhou (CN)

(**) Term: **15 Years**

(21) Appl. No.: **29/769,700**

(22) Filed: **Feb. 7, 2021**

(51) **LOC (14) Cl.** **06-01**

(52) **U.S. Cl.**
USPC **D6/369**

(58) **Field of Classification Search**
USPC D6/334-347, 367, 369, 370, 371,
D6/373-375, 377, 378, 379, 381, 382,
D6/717
CPC A47C 7/18; A47C 7/22; A47C 7/24; A47C
7/54; A47C 7/541; A47C 7/543; A47C
7/546; A47C 17/02; A47C 17/04; A47C
15/002; A47C 5/043
See application file for complete search history.

(56) **References Cited**

U.S. PATENT DOCUMENTS

D182,284 S	*	3/1958	Hrach	D6/369
D225,147 S	*	11/1972	Fisher	D6/369
D228,591 S	*	10/1973	Hammond	D6/369
D443,150 S	*	6/2001	Hutton	D6/369
D465,662 S	*	11/2002	Hutton	D6/334
D529,729 S	*	10/2006	Kreiss	D6/369
D539,556 S	*	4/2007	Doughty	D6/369

D572,031 S	*	7/2008	Lowsky	D6/369
D572,935 S	*	7/2008	Sargent	D6/379
D664,778 S	*	8/2012	Pheasant	D6/334
D677,911 S	*	3/2013	Hamilton	D6/334
D927,876 S	*	8/2021	Vering	D6/369

OTHER PUBLICATIONS

Delphine Tan Natural Legs Cane Accent Arm Chair, available in Homedepot.com, oldest review date of Sep. 27, 2020, site visited on Aug. 17, 2022, URL:https://www.homedepot.com/p/JAYDEN-CREATION-Delphine-Tan-Natural-Legs-Cane-Accent-Arm-Chair-HM18223-TAN/315614887 (Year: 2020).*

* cited by examiner

Primary Examiner — Mary Ann Calabrese
Assistant Examiner — Mark David Wolfley

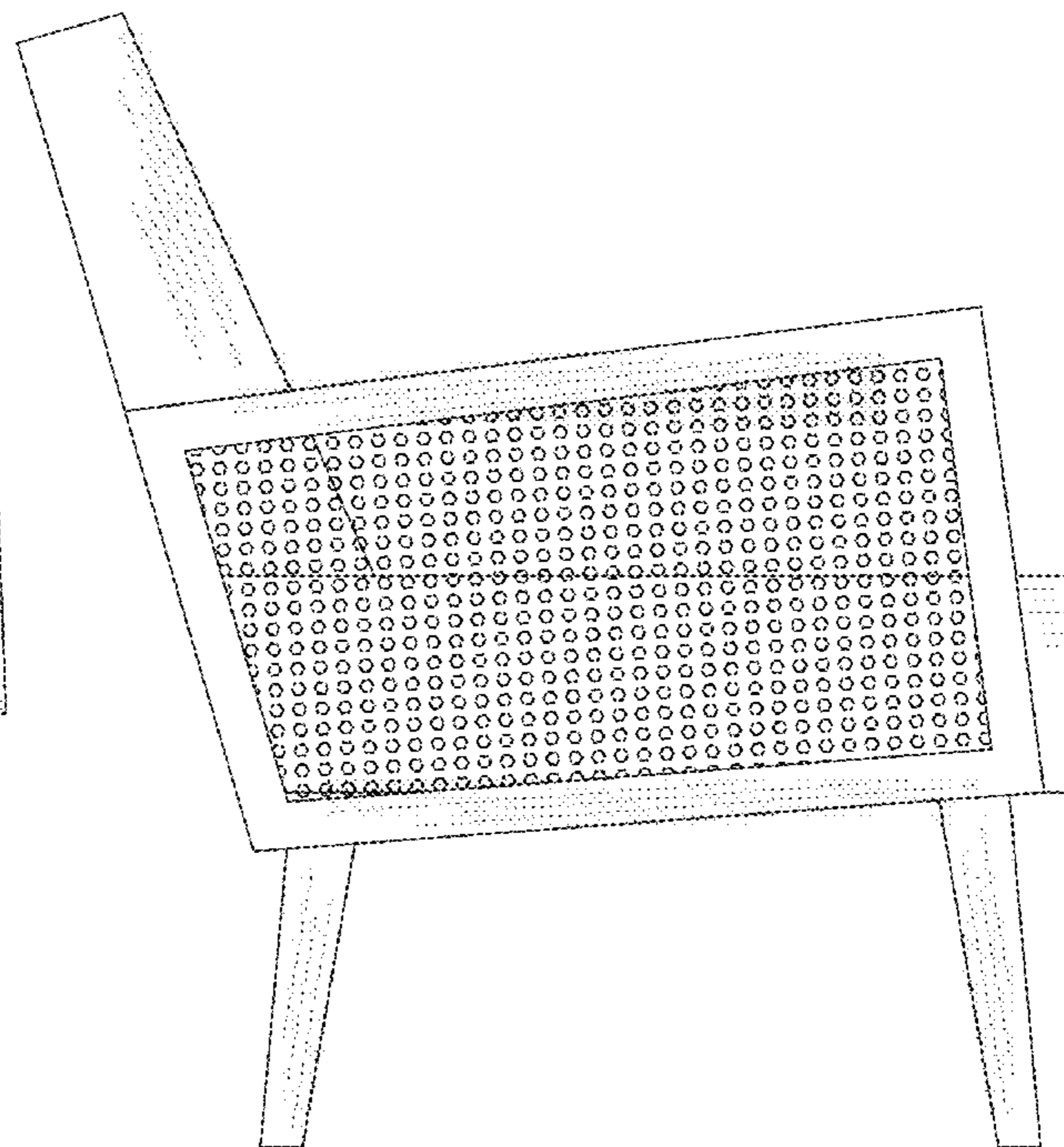

(57) **CLAIM**

The ornamental design for a chair, as shown and described.

DESCRIPTION

FIG. 1 is a perspective view of a chair showing my new design;
FIG. 2 is a front elevation view thereof;
FIG. 3 is a rear elevation view thereof;
FIG. 4 is a left side elevation view thereof;
FIG. 5 is a right side elevation view thereof;
FIG. 6 is a top plan view thereof;
FIG. 7 is a bottom plan view thereof; and,
FIG. 8 is a rear, right side perspective view thereof.
The broken lines in the drawings depict portions of the chair that form no part of the claimed design.

1 Claim, 8 Drawing Sheets






FIG. 1




FIG. 2




FIG. 3

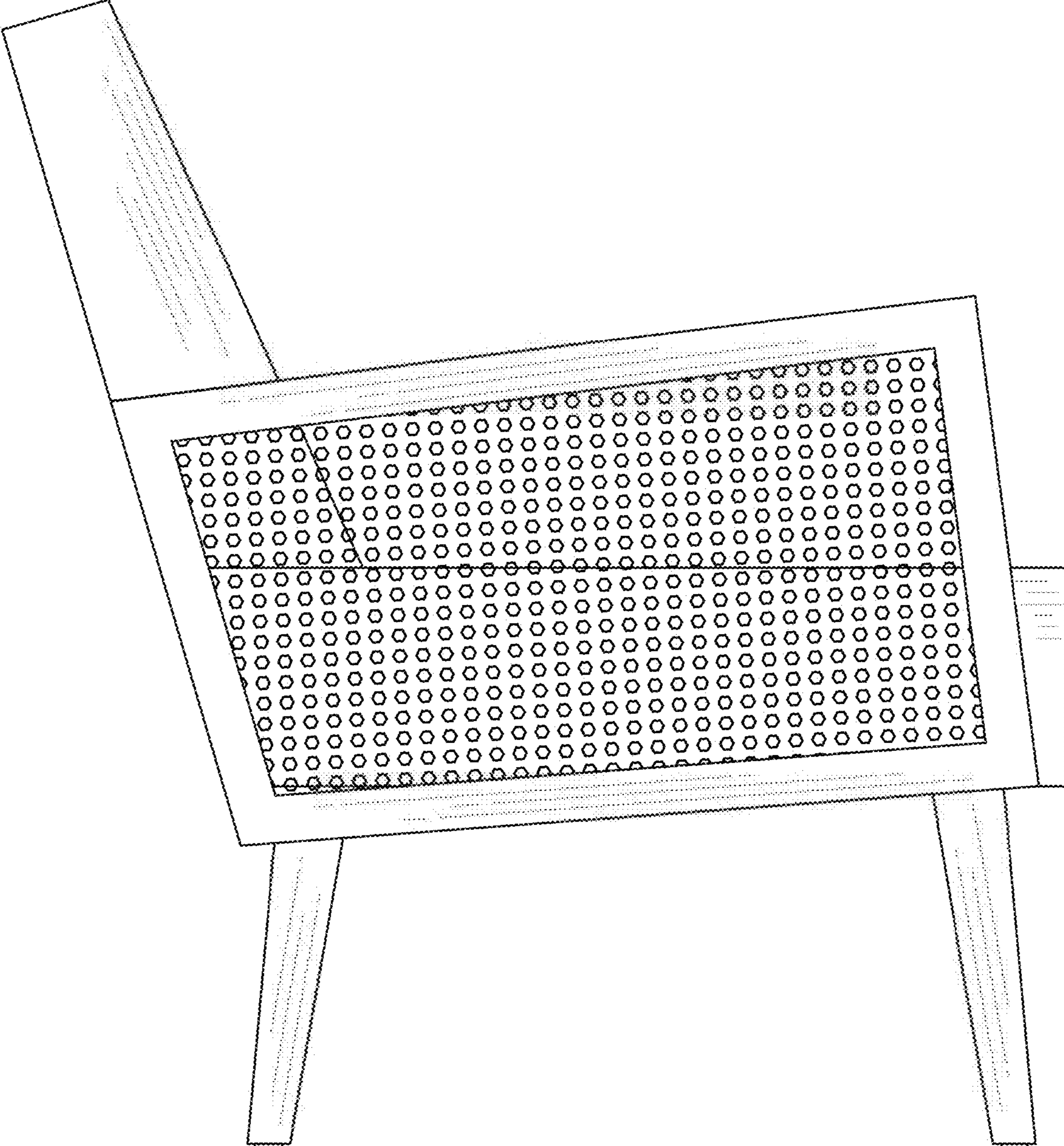


FIG. 4

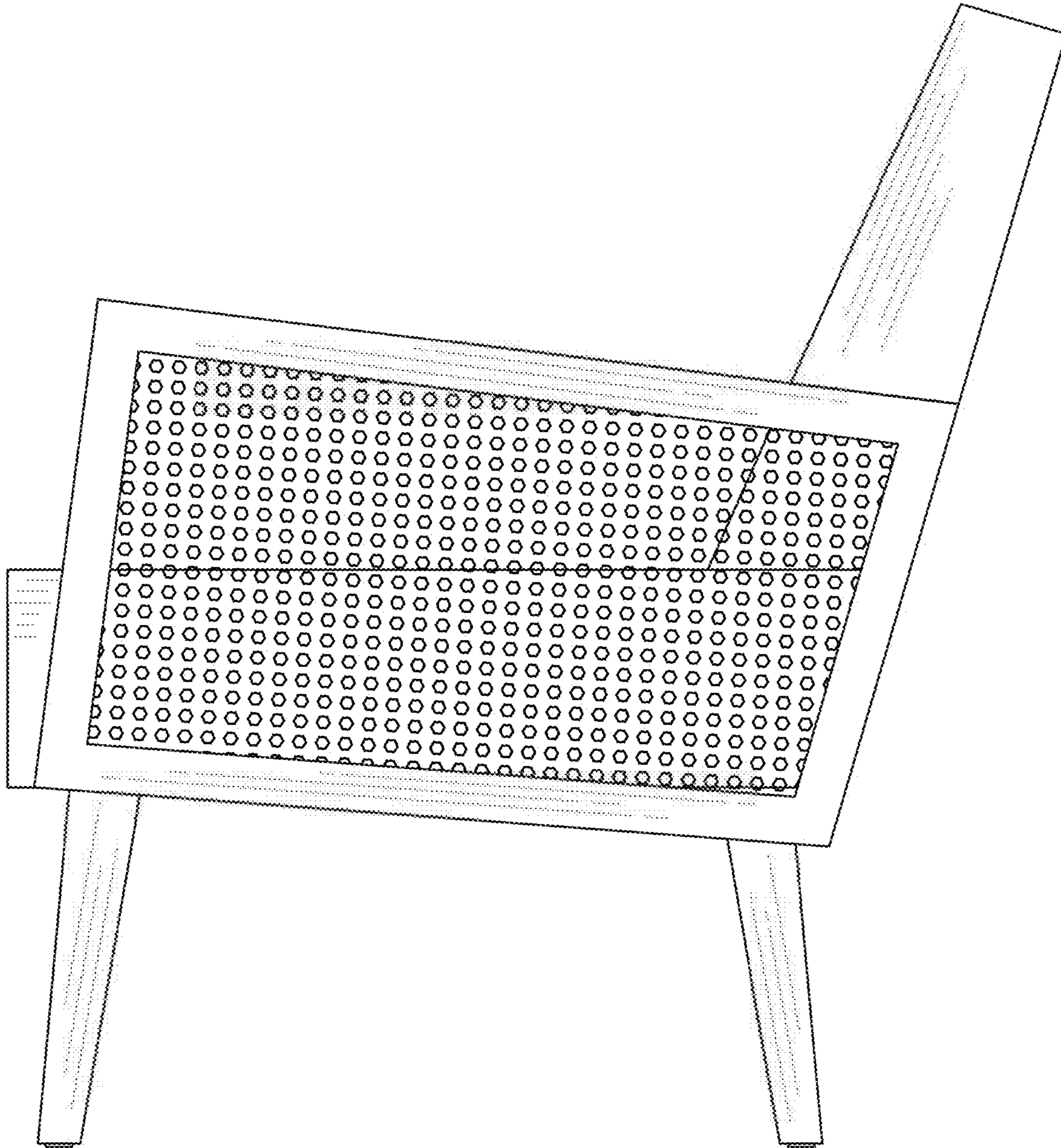


FIG. 5




FIG. 6




FIG. 7




FIG. 8