



US00D982916S

(12) **United States Design Patent** (10) **Patent No.:** **US D982,916 S**
Jia (45) **Date of Patent:** **** Apr. 11, 2023**

(54) **ROCKING CHAIR**
(71) Applicant: **Guangzhou issyzone Technology Co., Ltd**, Guangzhou (CN)
(72) Inventor: **Zhuo Jia**, Guangzhou (CN)
(**) Term: **15 Years**
(21) Appl. No.: **29/810,765**

D548,996 S * 8/2007 Cox D6/368
D597,325 S 8/2009 Lee
D736,528 S 8/2015 Lee
D737,063 S 8/2015 Lin et al.
D812,923 S 3/2018 Mao et al.
D911,057 S * 2/2021 Jacobsen D6/368
D922,790 S * 6/2021 Wang D6/368
D939,232 S * 12/2021 Li D6/368
D947,561 S * 4/2022 Hu D6/368
2020/0154897 A1 * 5/2020 Wang A47C 4/286

(22) Filed: **Oct. 8, 2021**
(51) **LOC (14) Cl.** **06-01**
(52) **U.S. Cl.**
USPC **D6/347**

OTHER PUBLICATIONS

“Deerfamy Camping Swinging Chair . . .” Apr. 1, 2021, amazon.com, site visited Aug. 10, 2022 <https://www.amazon.com/DEERFAMY-Freestyle-Oversized-Foldable-Portable/dp/B08PP47TFL/ref=cm_cr_ar_p_d_product_top?ie=UTF8> (Year: 2021).*

(58) **Field of Classification Search**
USPC D6/335, 367, 368, 716, 716.4; D21/521
CPC A47B 5/00; A47C 1/02; A47C 1/14; A47C 1/03244; A47C 1/032; A47C 3/18; A47C 4/20; A47C 4/28; A47C 4/30; A47C 4/42; A47C 4/46; A47C 4/54; A47C 4/286; A47C 7/06; A47C 7/24; A47C 7/66; A47C 7/68; A47C 7/62; A47C 7/624; A47C 7/622; A47C 7/407; A47C 7/425; A47C 9/06; A47C 9/00; A47C 9/10; A47C 9/105; A47C 11/00; A47C 11/005; A47C 15/00; A47C 21/00; A47C 31/00; A47C 4/02; A01M 31/00; A01M 31/02; A01M 31/025; A45F 3/22; A45F 3/24; A47G 9/06; A61G 7/10; A63B 63/00; B60N 2/04; B25H 1/14; B25H 1/12; B25H 1/04; E04H 15/30; F16M 11/22; F42B 12/38; F41A 23/14; F41A 23/16; F41A 23/18; F41C 27/00; Y10S 135/901
See application file for complete search history.

* cited by examiner

Primary Examiner — Kevin K Rudzinski
Assistant Examiner — Paul D Bohannon
(74) *Attorney, Agent, or Firm* — Runit Ranjit Kanakia

(56) **References Cited**

U.S. PATENT DOCUMENTS

D459,597 S 7/2002 Calvey
D512,252 S 12/2005 Glass et al.

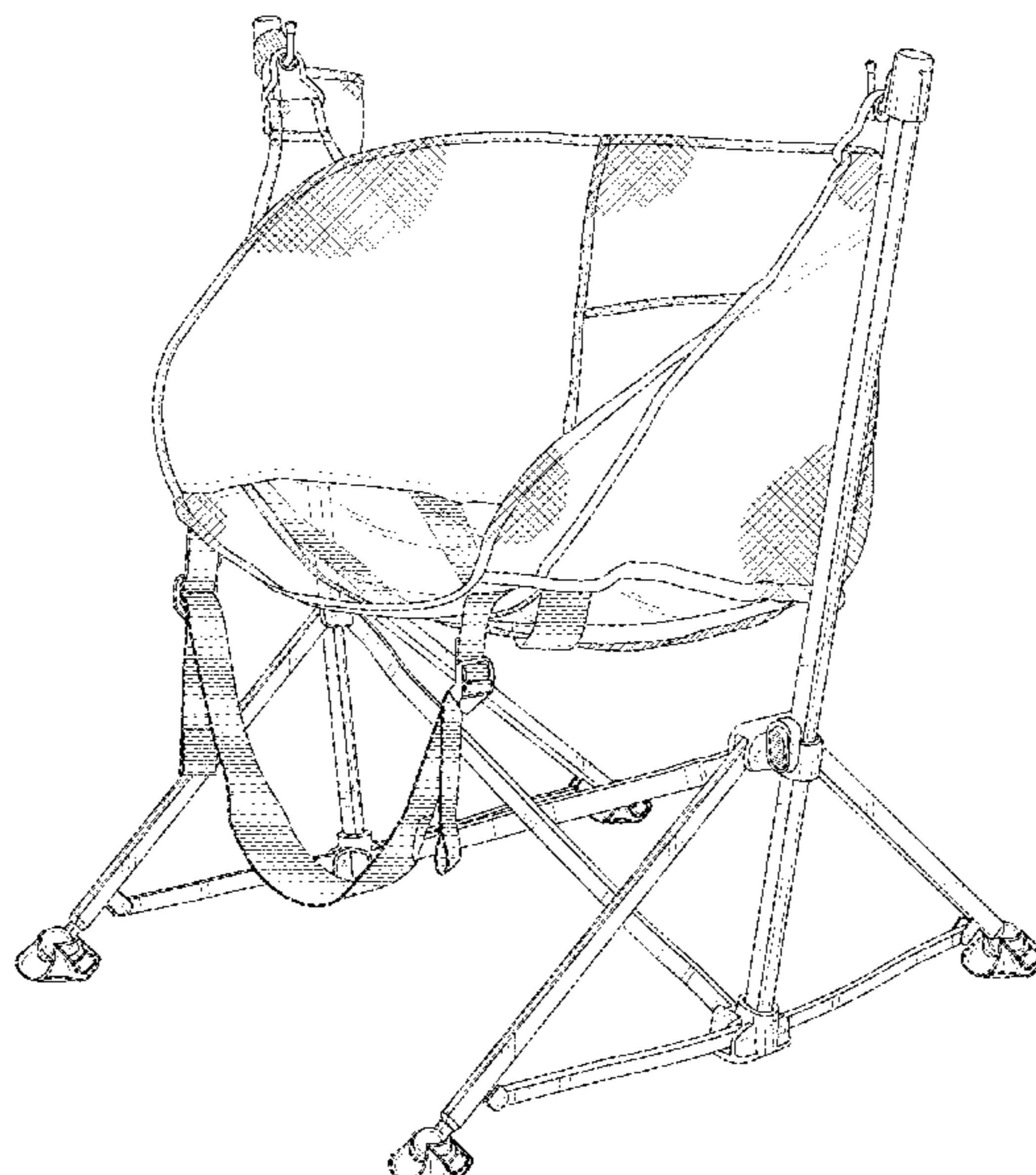
(57) **CLAIM**

The ornamental design for a rocking chair, as shown and described.

DESCRIPTION

FIG. 1 is a front perspective view of a rocking chair showing my new design;
FIG. 2 is a front view thereof;
FIG. 3 is a rear view thereof;
FIG. 4 is a right side view thereof;
FIG. 5 is a left side view thereof;
FIG. 6 is a top view thereof; and,
FIG. 7 is a bottom view thereof.
The broken lines in the drawings depict portions of the rocking chair that form no part of the claimed design.

1 Claim, 7 Drawing Sheets



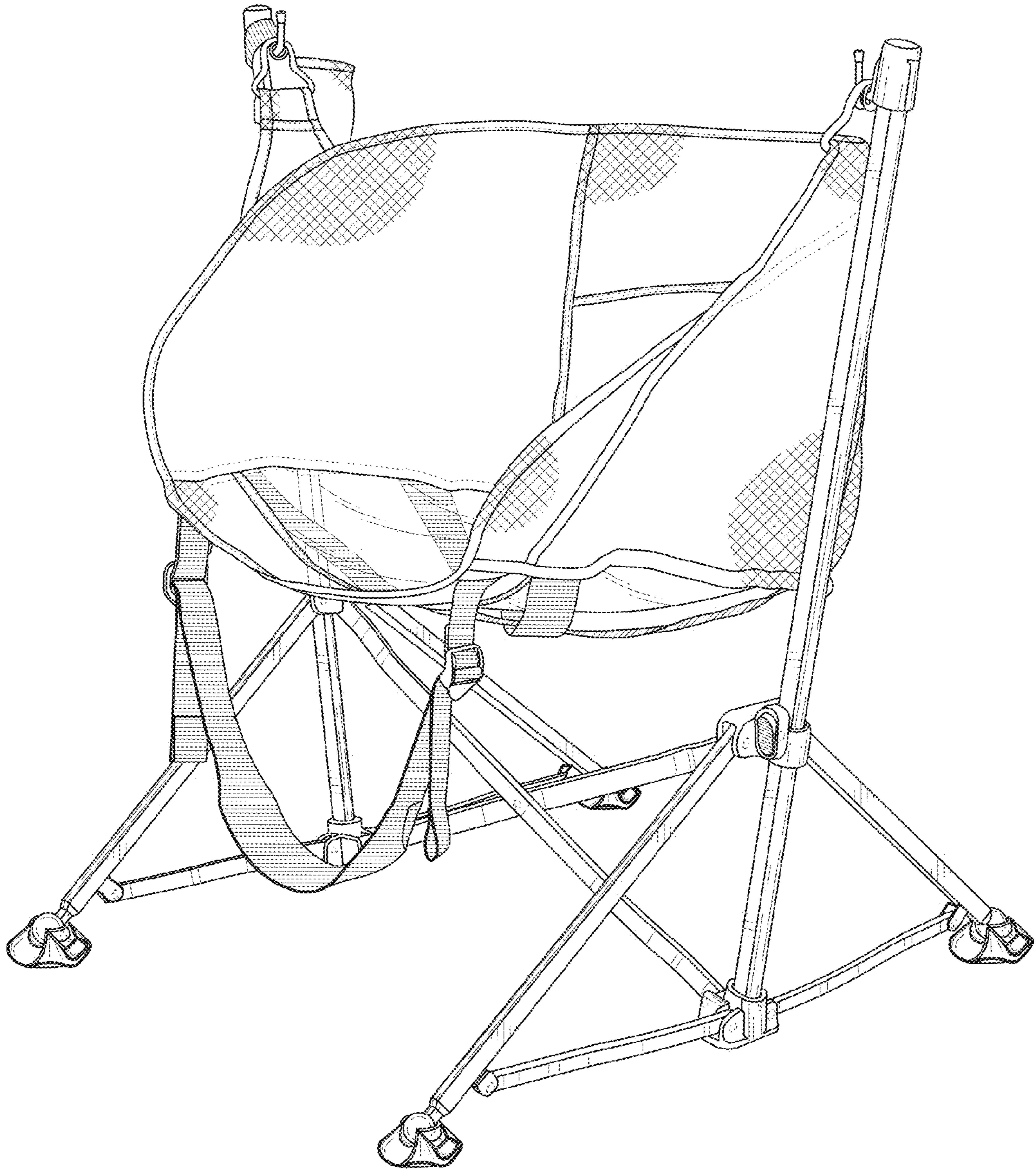


FIG. 1

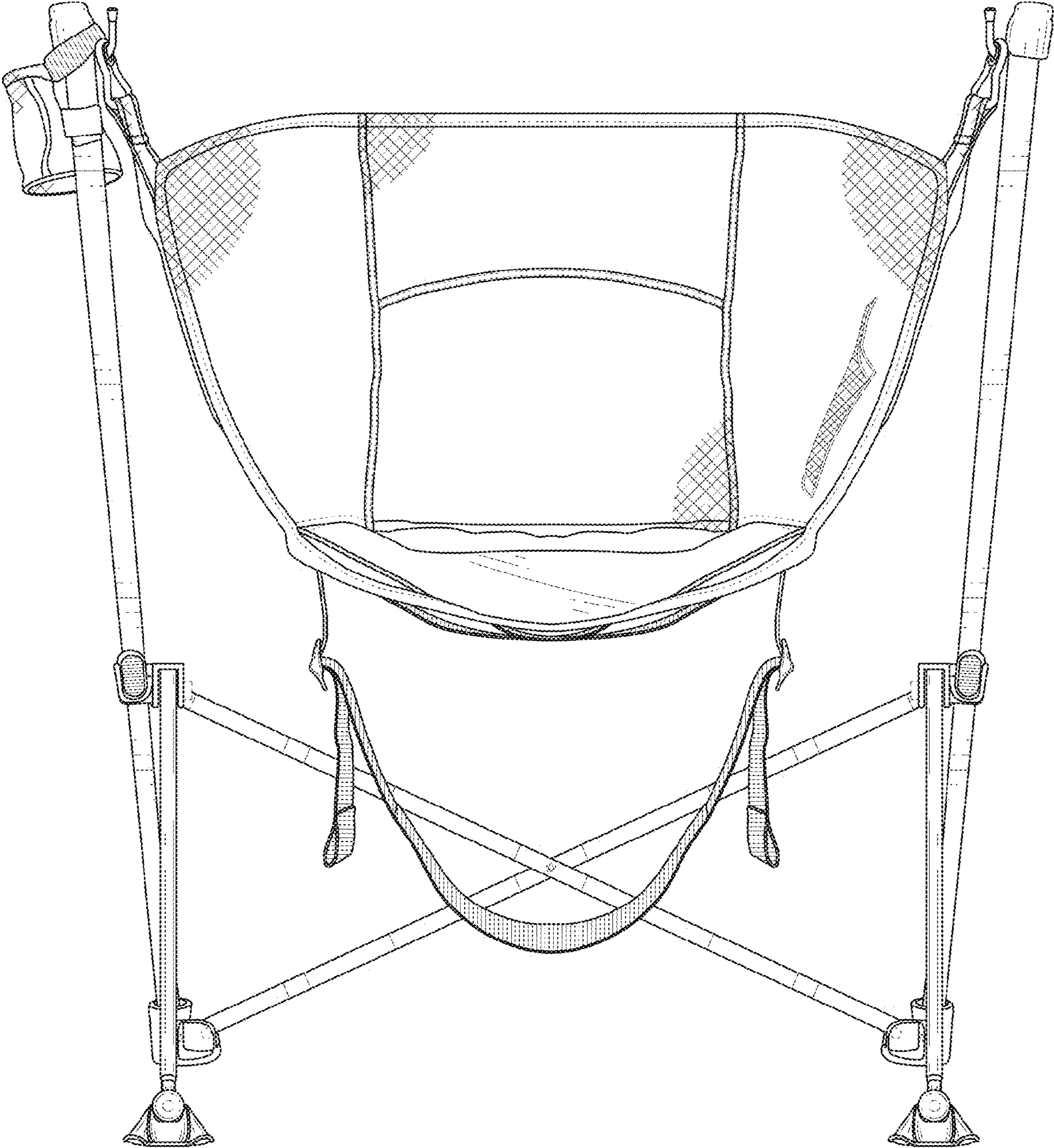


FIG. 2



FIG.3

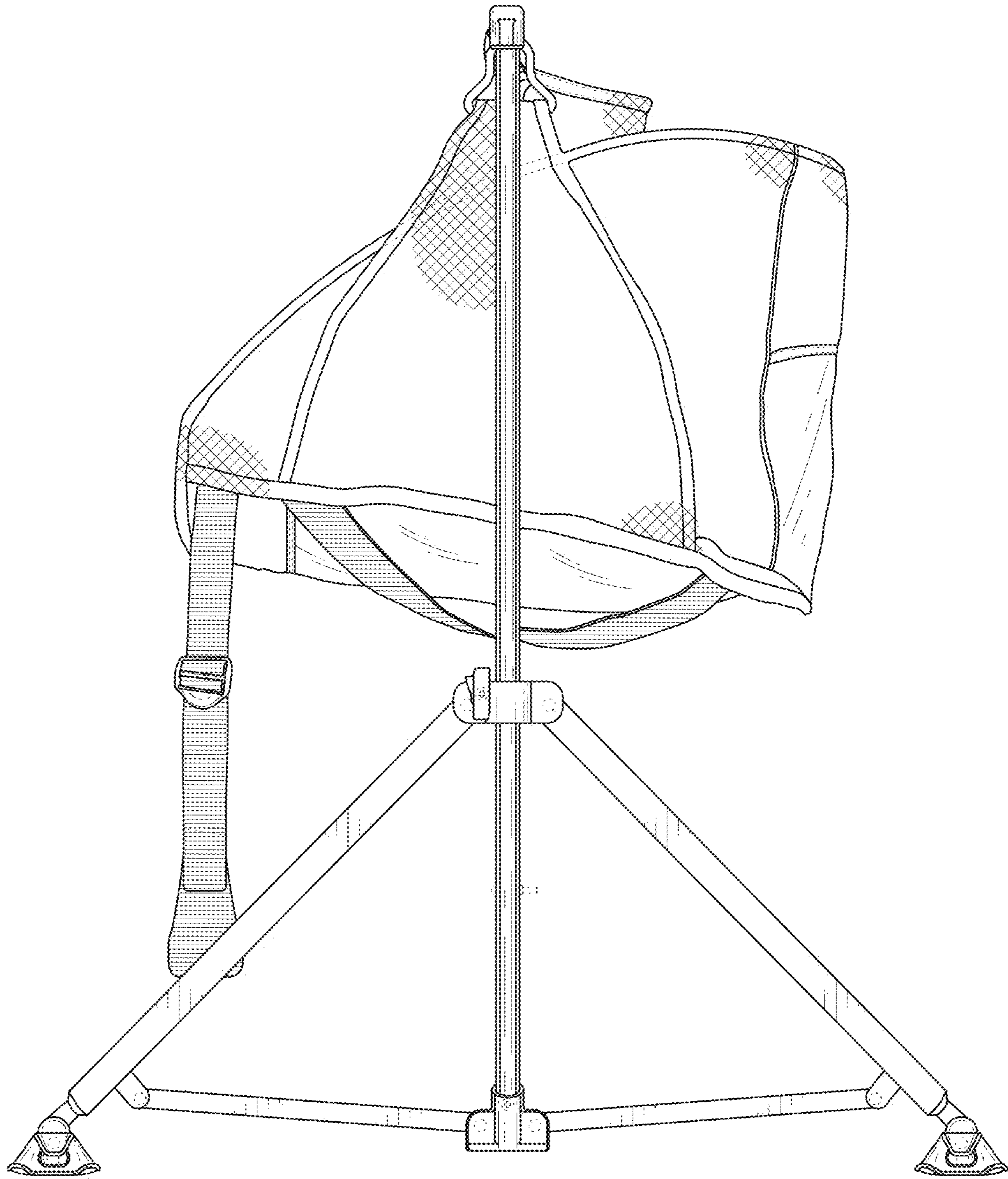


FIG.4

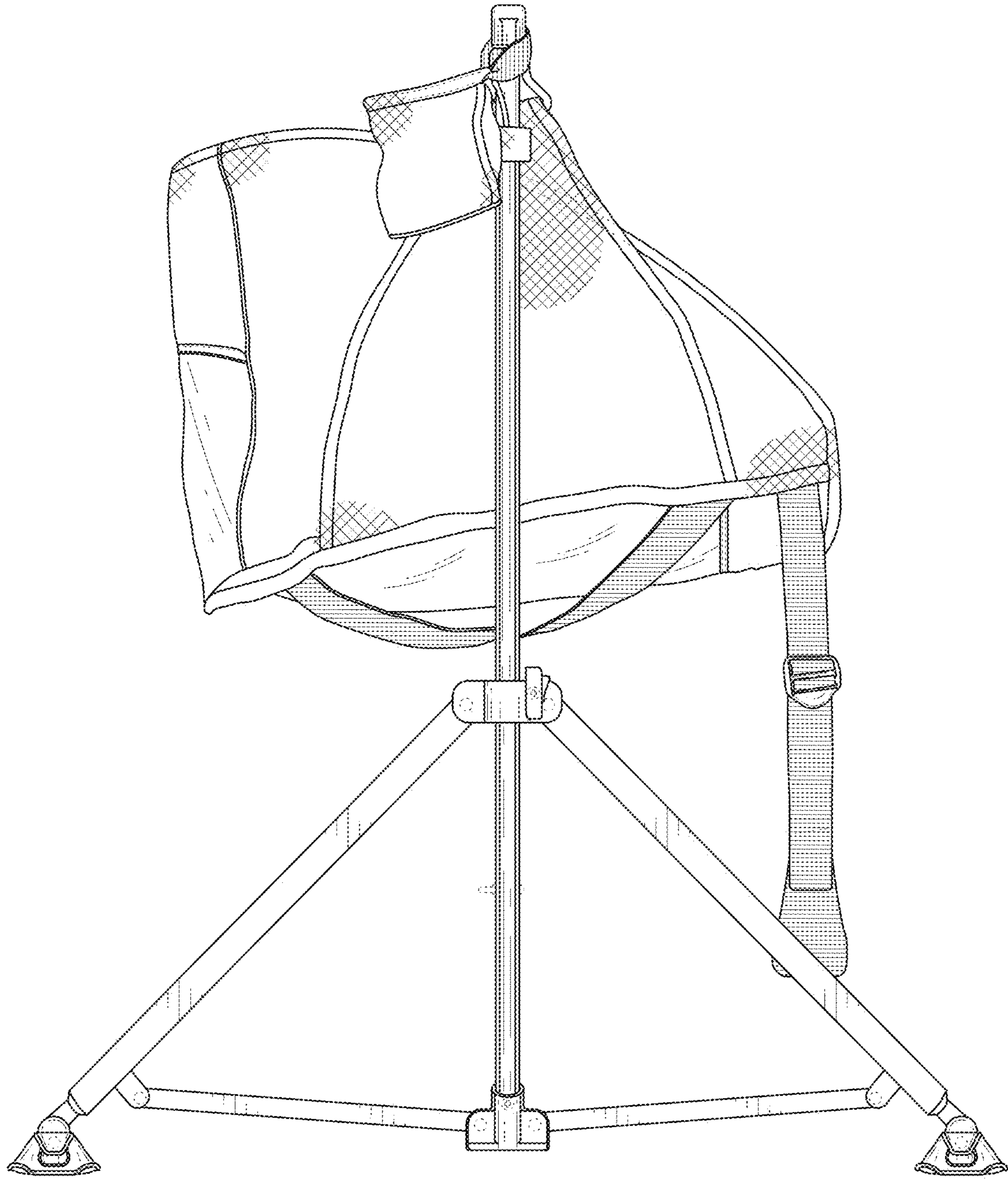


FIG.5

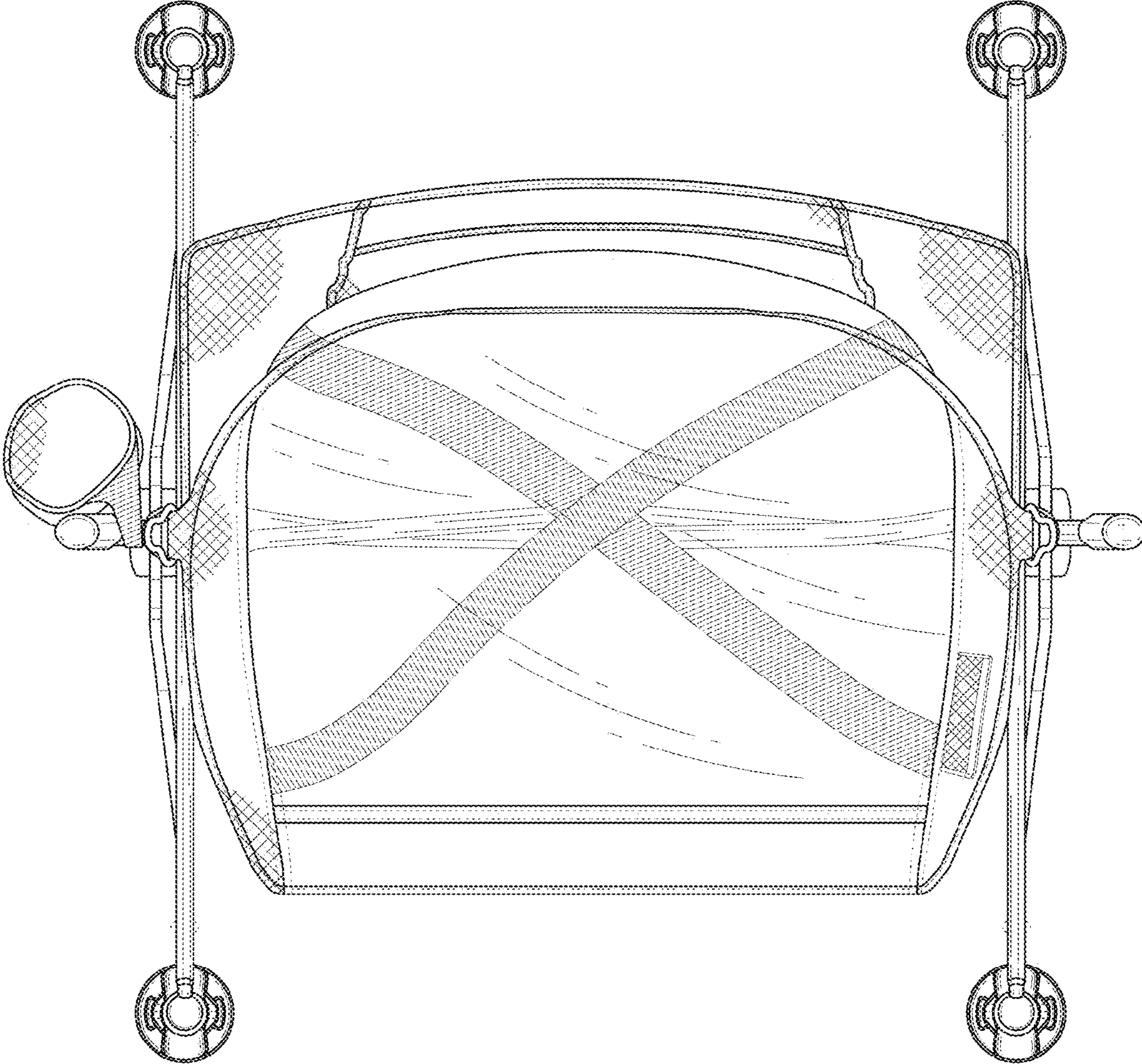


FIG.6

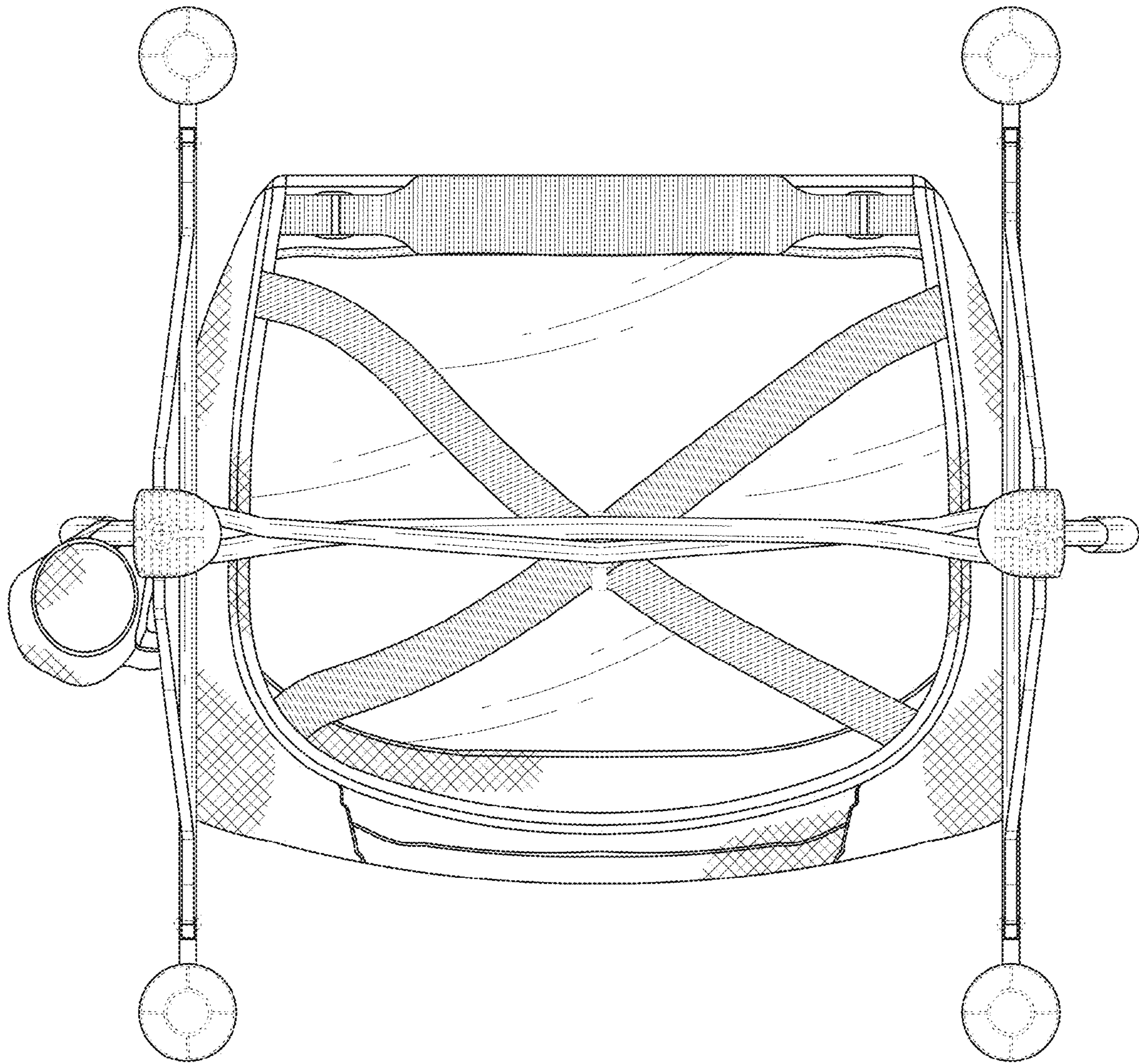


FIG.7