



US00D982878S

(12) **United States Design Patent**  
**Salamon et al.**

(10) **Patent No.:** **US D982,878 S**

(45) **Date of Patent:** **\*\* Apr. 11, 2023**

(54) **DOG BISCUIT**

(71) Applicant: **Best 1 Pet Food Company Pty Ltd,**  
Oakdale (AU)

(72) Inventors: **Samantha Salamon,** Oakdale (AU);  
**Craig Chappelow,** Oakdale (AU)

(\*\*) Term: **15 Years**

(21) Appl. No.: **29/807,386**

(22) Filed: **Sep. 10, 2021**

(30) **Foreign Application Priority Data**

Mar. 10, 2021 (AU) ..... 202111348

(51) **LOC (14) Cl.** ..... **01-01**

(52) **U.S. Cl.**  
USPC ..... **D1/121; D1/120**

(58) **Field of Classification Search**  
USPC ..... D1/100–130, 199; 426/104, 115, 143,  
426/144, 249, 274, 517, 518, 615, 805;  
D21/386; D25/119, 121; D30/160;  
D24/102, 103; D34/28, 29  
CPC . A23G 9/503; A23G 9/48; B26D 3/26; B26D  
3/11; A23L 1/217  
See application file for complete search history.

(56) **References Cited**

**U.S. PATENT DOCUMENTS**

969,173 A \* 9/1910 Loose ..... A21C 11/12  
426/549  
D99,994 S \* 6/1936 Brooks ..... D1/121

D99,995 S \* 6/1936 Brooks ..... D1/121  
D100,257 S \* 7/1936 Brooks ..... D1/121  
D310,579 S \* 9/1990 Ni ..... D24/103  
4,963,379 A \* 10/1990 Ferrero ..... A23G 3/54  
426/94  
D328,964 S \* 9/1992 Karppinen ..... D1/129  
5,523,103 A \* 6/1996 Loalbo ..... A21D 13/32  
426/302  
D560,326 S \* 1/2008 Bruno ..... D1/127  
D623,069 S \* 9/2010 Warsaw ..... D7/628  
D808,031 S \* 1/2018 Bredemeier ..... D24/195  
D838,081 S \* 1/2019 Marks ..... A23L 35/00  
D1/120  
D953,690 S \* 6/2022 Hanyu ..... D1/120

\* cited by examiner

*Primary Examiner* — Katie Jane Stofko  
(74) *Attorney, Agent, or Firm* — Law Office of Jeff  
Williams PLLC; J. Oliver Williams

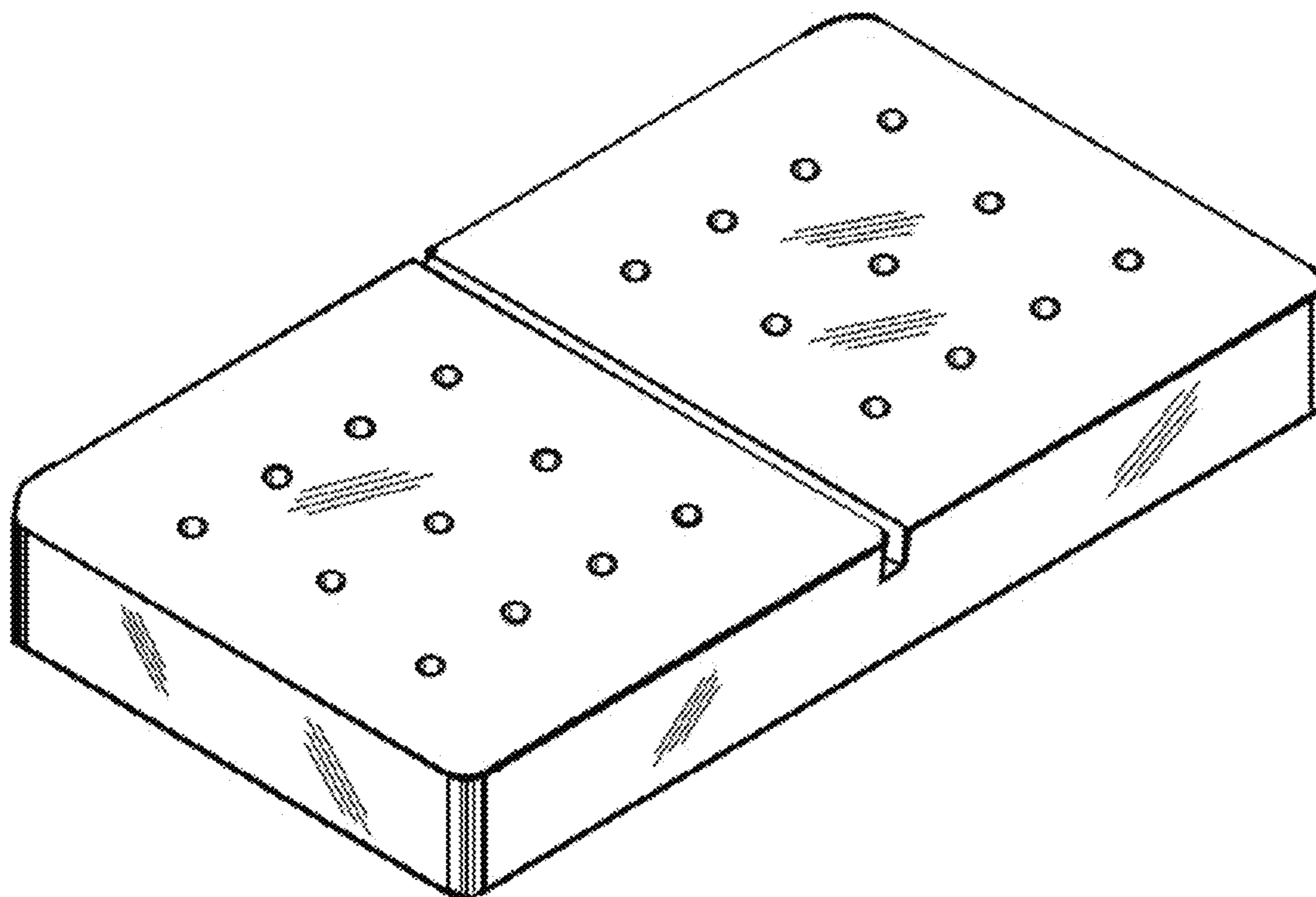
(57) **CLAIM**

The ornamental design for a dog biscuit, as shown.

**DESCRIPTION**

FIG. 1 is a top, front and left side perspective view of a dog biscuit according to our new design;  
FIG. 2 is a top plan view thereof;  
FIG. 3 is a bottom plan view thereof;  
FIG. 4 is a front elevation view thereof; and,  
FIG. 5 is a right side elevation view thereof.

**1 Claim, 4 Drawing Sheets**



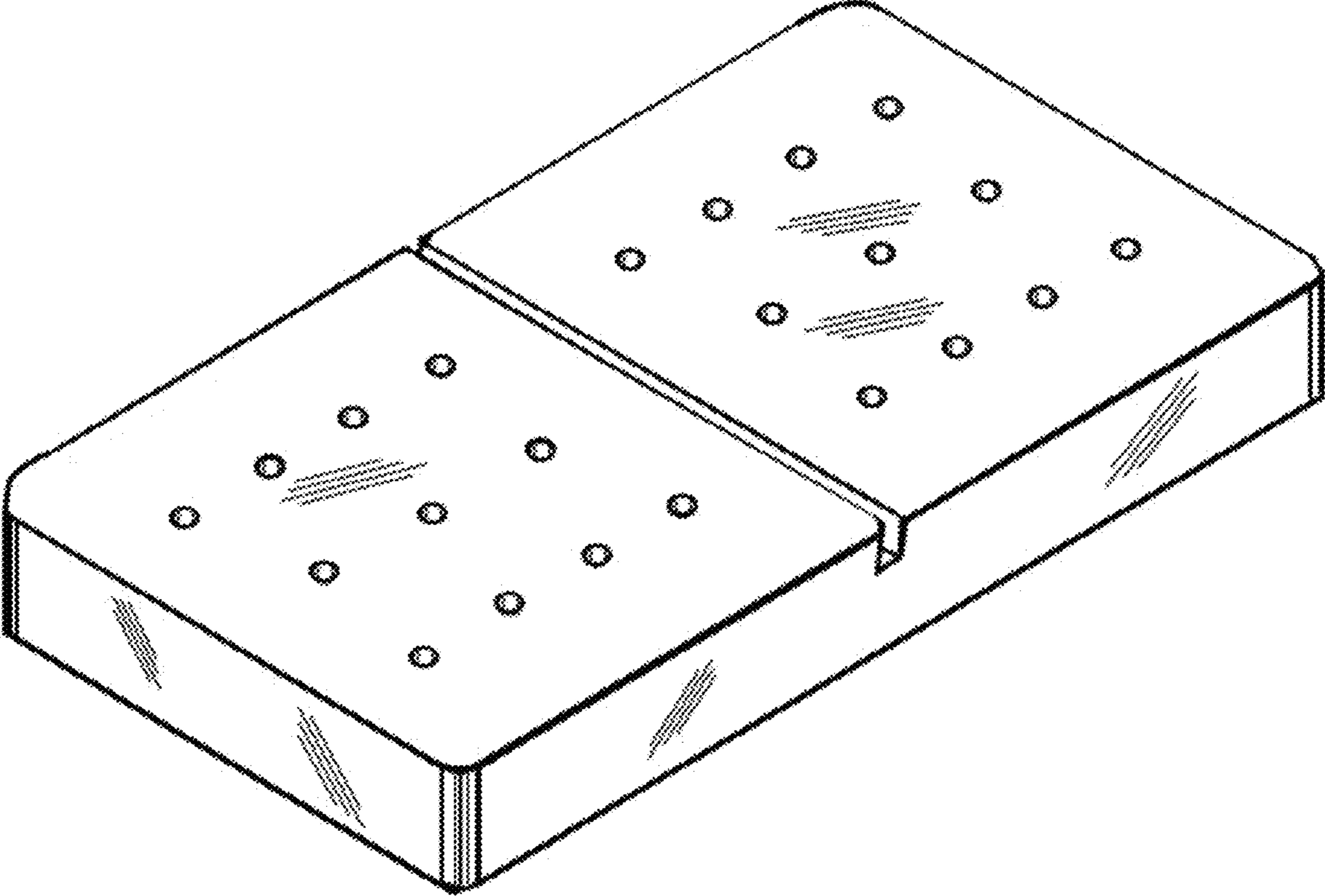


FIG. 1

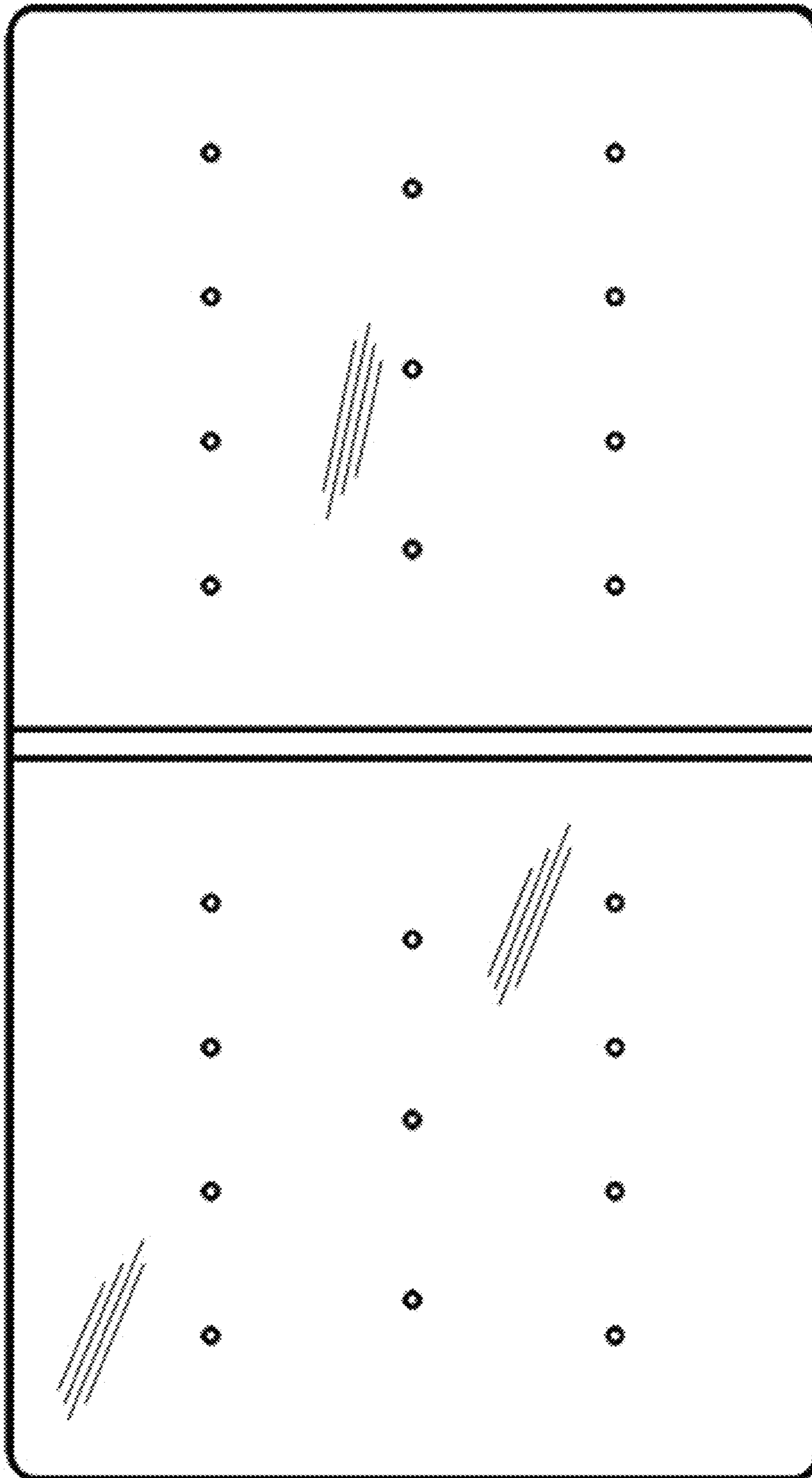


FIG. 2




FIG. 3

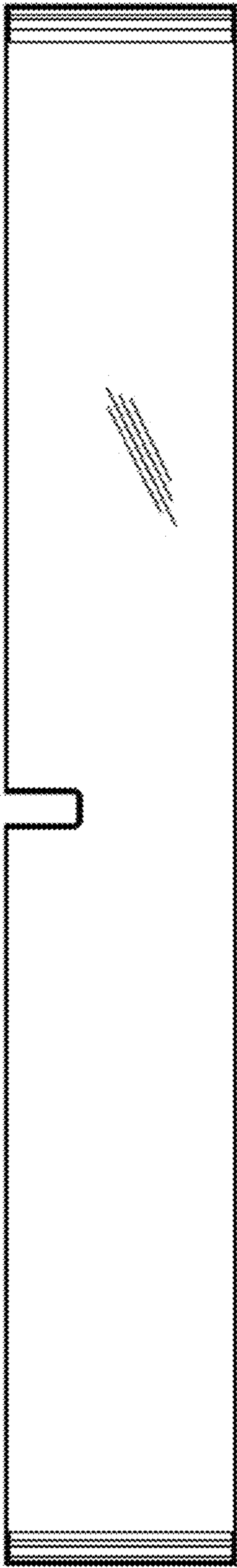


FIG. 4




FIG. 5