



US00D982831S

(12) **United States Design Patent** (10) **Patent No.:** **US D982,831 S**
Du (45) **Date of Patent:** **** Apr. 4, 2023**

(54) **NAIL DRILL** 2006/0137703 A1* 6/2006 Kling A45D 29/05
132/73.6
(71) Applicant: **Yuanhao Du**, Guilin (CN) 2020/0037727 A1* 2/2020 Butler A45D 29/14
2021/0045513 A1* 2/2021 Cheng A45D 29/14

(72) Inventor: **Yuanhao Du**, Guilin (CN)

(**) Term: **15 Years**

(21) Appl. No.: **29/803,895**

(22) Filed: **Aug. 17, 2021**

(51) **LOC (14) Cl.** **28-03**

(52) **U.S. Cl.**
USPC **D28/58**

(58) **Field of Classification Search**
USPC D28/9, 56-62, 99; D30/158
CPC A45D 44/00; A45D 2200/1054; A45D
29/00; A45D 29/007; A45D 29/02; A45D
29/04; A45D 29/06; A45D 29/11; A45D
29/14; A45D 29/18; A61B 17/54
See application file for complete search history.

(56) **References Cited**

U.S. PATENT DOCUMENTS

D688,109 S	8/2013	Vanderbeek et al.	
D751,762 S	3/2016	Hollinger	
D781,496 S	3/2017	Butler	
D861,450 S	10/2019	Mancini et al.	
D895,210 S *	9/2020	Wu	D28/59
D903,197 S *	11/2020	Du	D28/58
D912,904 S	3/2021	Tan et al.	
D915,675 S	4/2021	Li	
D925,126 S *	7/2021	Li	D28/58
D929,042 S *	8/2021	Lu	D28/58
D933,299 S *	10/2021	Fu	D28/58
D940,396 S *	1/2022	Lu	D28/58
D945,073 S *	3/2022	Lu	D30/158
D952,948 S *	5/2022	Lu	D28/58
D954,352 S *	6/2022	Lu	D28/58

OTHER PUBLICATIONS

ISTON Cordless Nail Drill Machine, available as early as Jul. 17, 2021 on amazon.com, retrieved from: https://www.amazon.com/ISTON-36-piece-Professional-Manicure-Pedicure/dp/B095BWZ3WZ/ref=sr_1_69?crd=2VBVSLWKXIGXP&keywords=nail%2Bdrill&qid=1661450864&sprefix=nail%2Bdrill%2Caps%2C166&sr=8-69&th=1#customerReviews.*

* cited by examiner

Primary Examiner — Alison M Ofstun
(74) *Attorney, Agent, or Firm* — Rumit Ranjit Kanakia

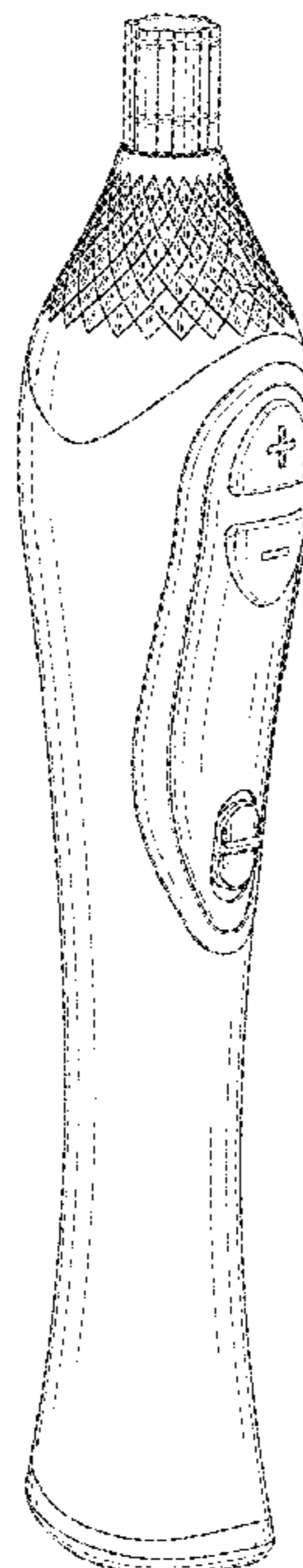
(57) **CLAIM**

I claim the ornamental design for a nail drill, as shown and described.

DESCRIPTION

FIG. 1 is a Perspective view of a nail drill showing my new design;
FIG. 2 is a Front view thereof;
FIG. 3 is a Back view thereof;
FIG. 4 is a Right-side view thereof;
FIG. 5 is a Left-side view thereof;
FIG. 6 is a Top view thereof; and,
FIG. 7 is a Bottom view thereof.
The broken lines in the drawings depict portions of the nail drill that form no part of the claimed design.

1 Claim, 7 Drawing Sheets



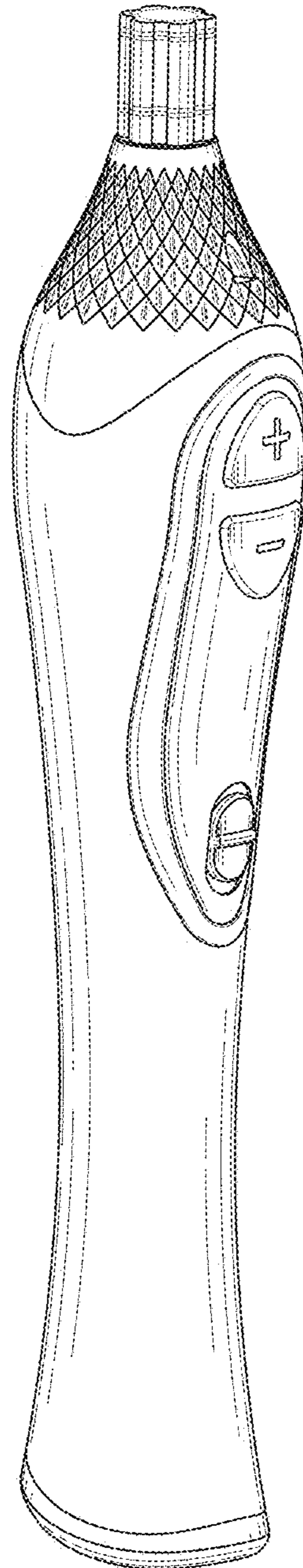


FIG. 1

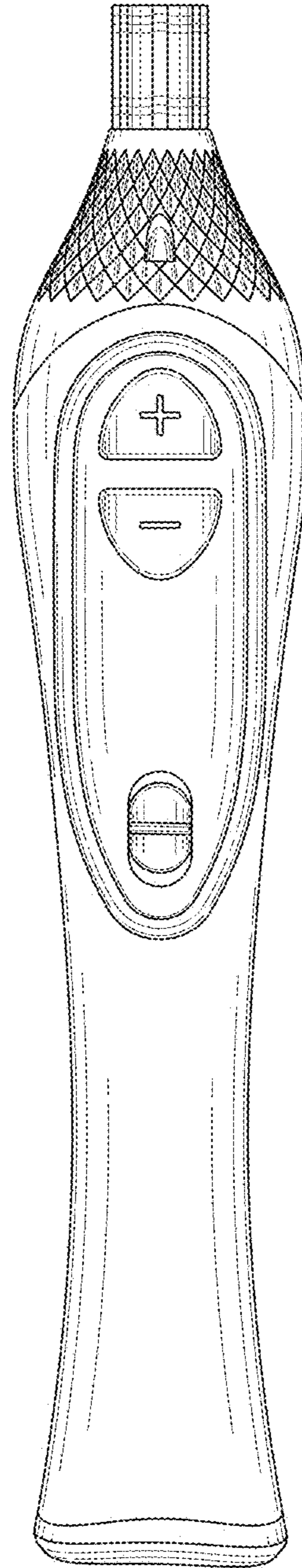


FIG. 2

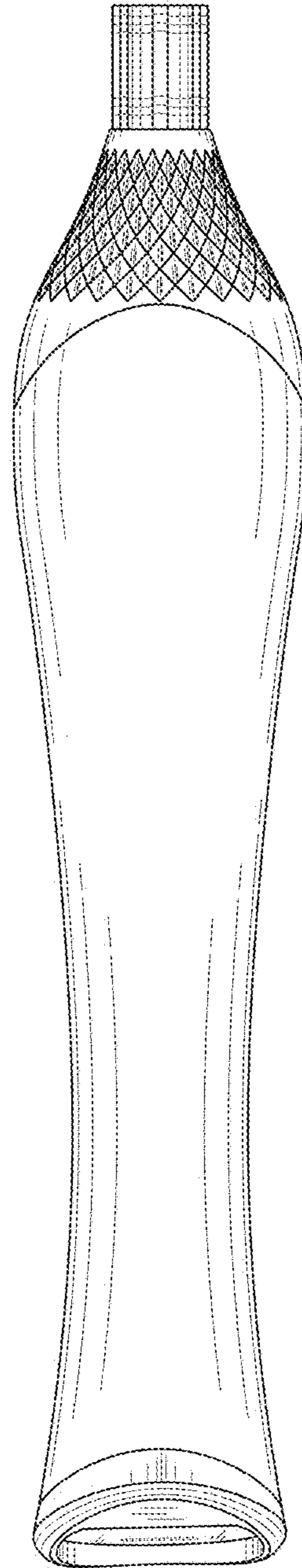


FIG. 3

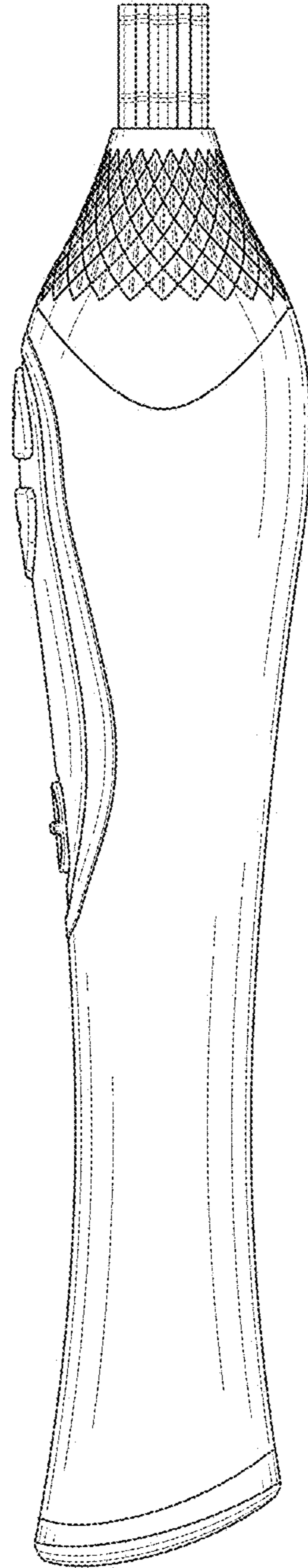


FIG. 4

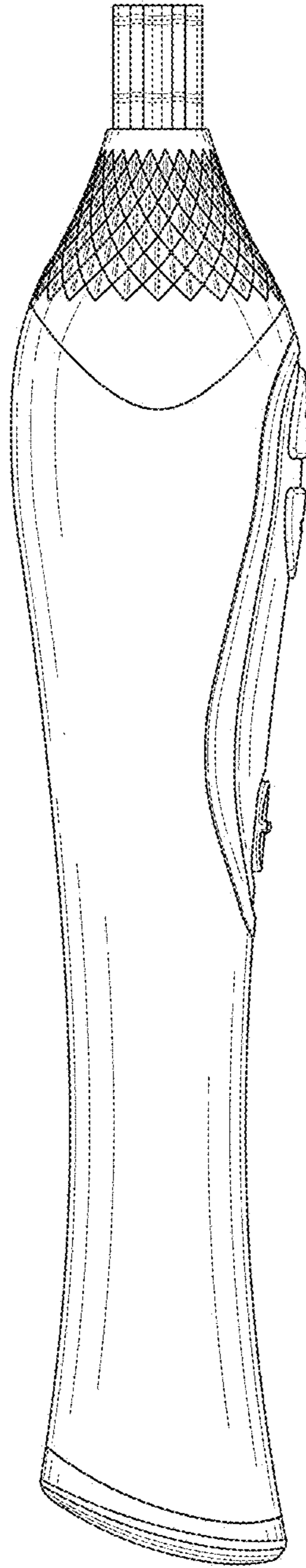


FIG. 5

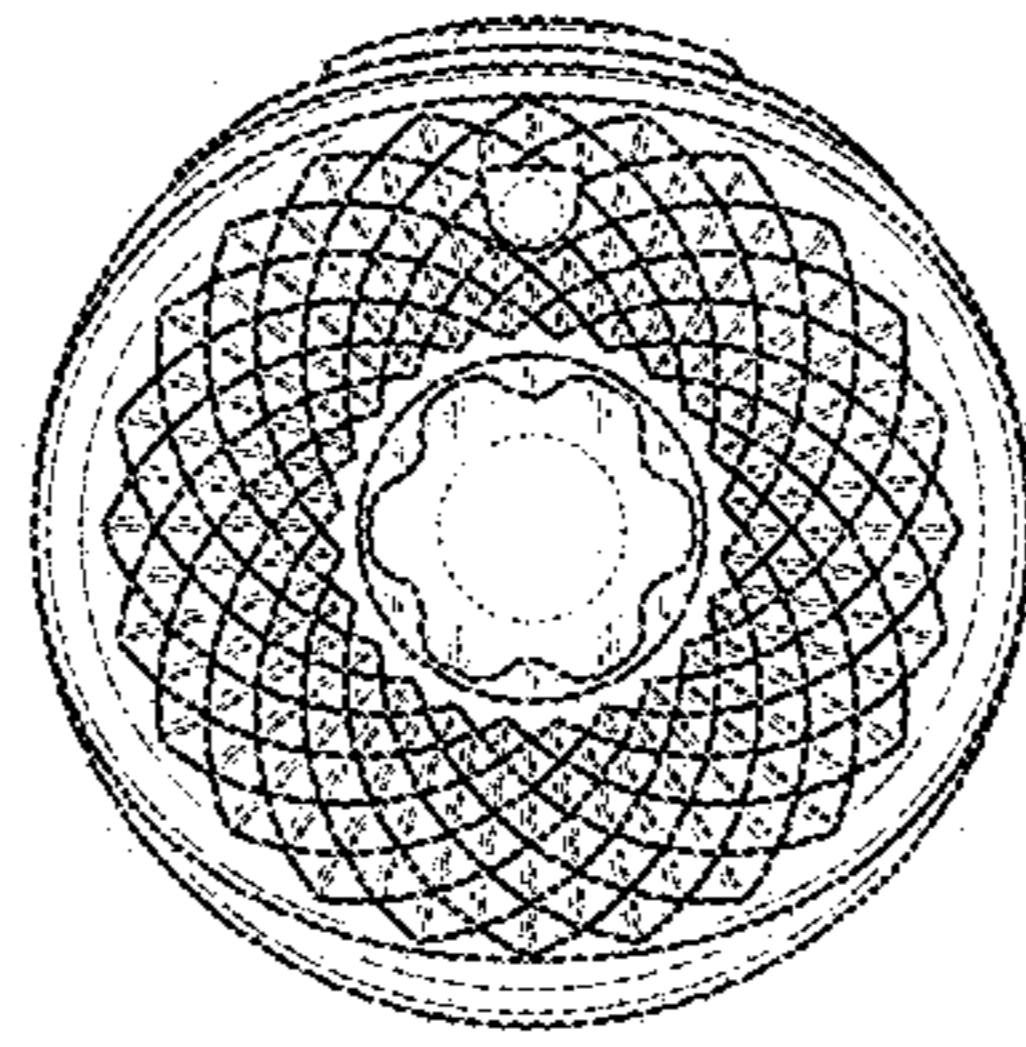


FIG. 6

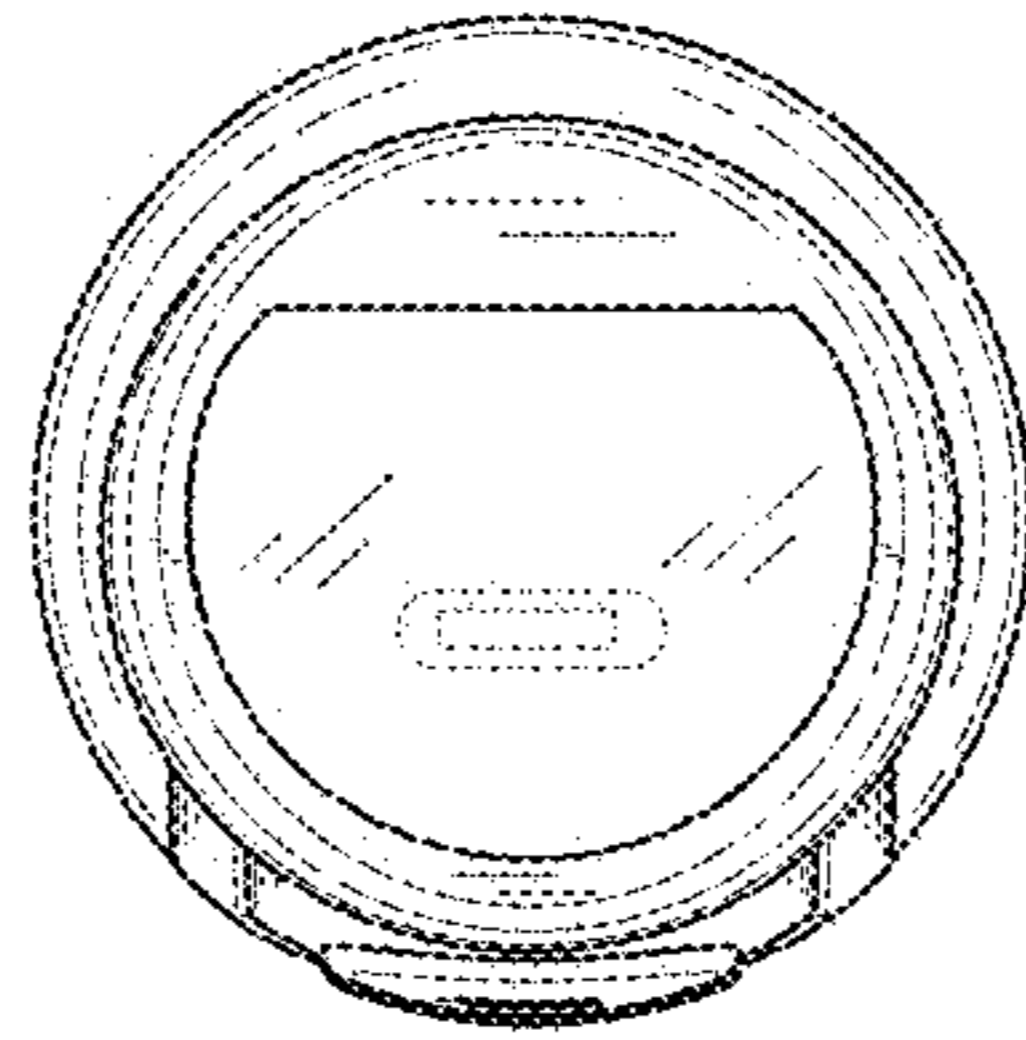


FIG. 7