



US00D982830S

(12) **United States Design Patent** (10) **Patent No.:** **US D982,830 S**
Lou (45) **Date of Patent:** **** Apr. 4, 2023**

(54) **TRIMMER**
(71) Applicant: **Changpei Lou**, Fenghua (CN)
(72) Inventor: **Changpei Lou**, Fenghua (CN)
(73) Assignee: **Changpei Lou**, Fenghua (CN)
(**) Term: **15 Years**

D971,503 S * 11/2022 Mao D28/53
D971,504 S * 11/2022 Fleming D28/54
D972,217 S * 12/2022 Werner D28/54
D972,778 S * 12/2022 Li D28/53
D973,278 S * 12/2022 Brandt D28/54
2022/0184833 A1* 6/2022 Novak B26B 19/12
2022/0234227 A1* 7/2022 Fan B26B 19/28
2022/0395993 A1* 12/2022 Johnson B26B 19/282

(21) Appl. No.: **29/859,504**
(22) Filed: **Nov. 10, 2022**
(51) **LOC (14) Cl.** **28-03**
(52) **U.S. Cl.**
USPC **D28/53**
(58) **Field of Classification Search**
USPC D28/45-54; D30/158-159
CPC B26B 19/00; B26B 19/02; B26B 19/04;
B26B 19/06; B26B 19/10; B26B 19/30;
B26B 19/3853; B26B 19/3873; B26B
19/38-3826; B26B 19/384-48; B26B
19/12; B26B 19/2024; B26B 19/00107
See application file for complete search history.

FOREIGN PATENT DOCUMENTS

EM 009164262-0002 * 9/2022

OTHER PUBLICATIONS

“DIY Home Haircut” Apr. 15, 2020, Youtube, site visited Apr. 24, 2022: <https://www.youtube.com/watch?v=V8g2hpXniFM> (Year: 2020).*

(Continued)

Primary Examiner — Jack Reickel
Assistant Examiner — Salamah Jordan
(74) *Attorney, Agent, or Firm* — Nitin Kaushik

(56) **References Cited**

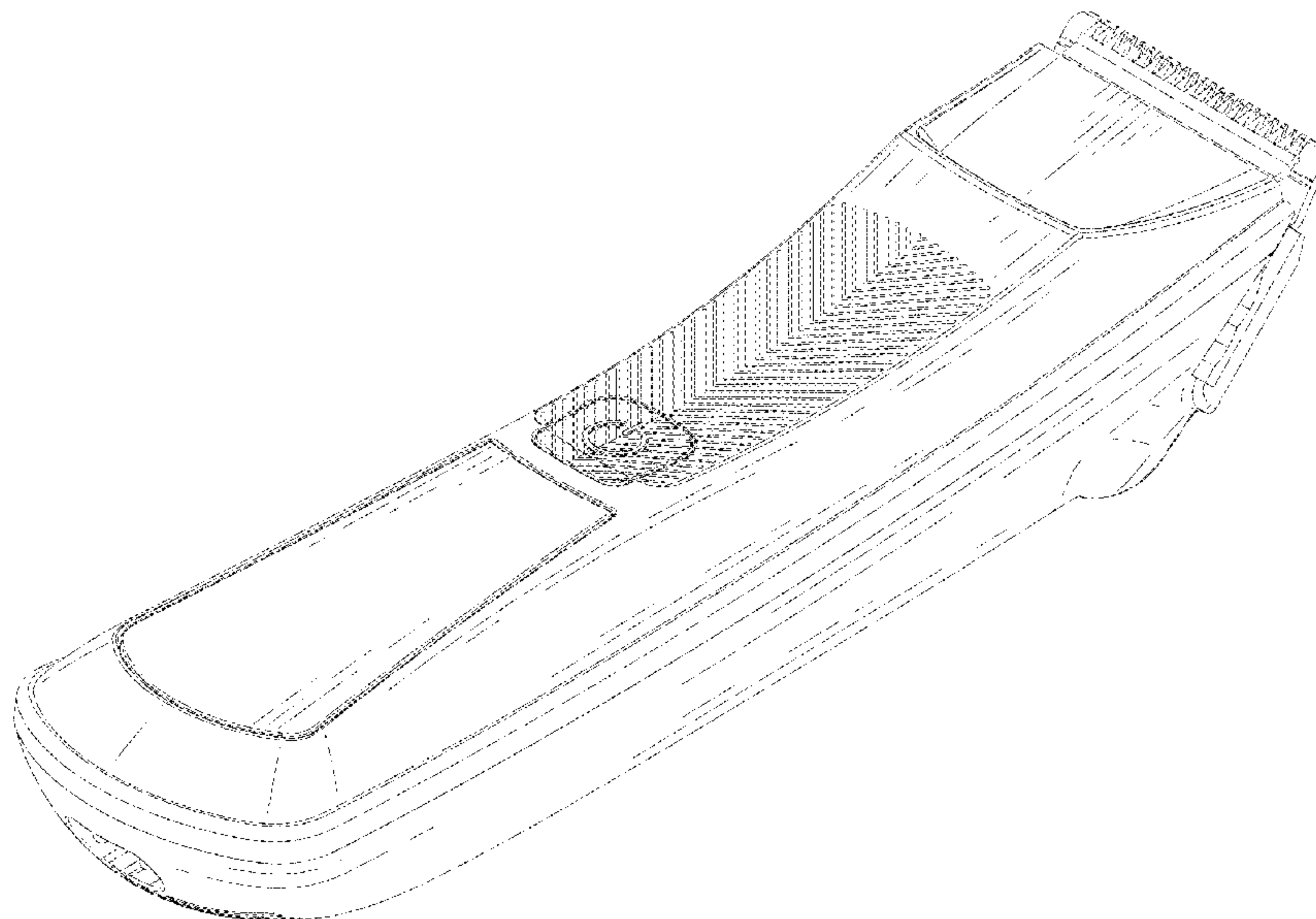
U.S. PATENT DOCUMENTS

D923,247 S * 6/2021 Jiang D28/53
D923,248 S * 6/2021 Jiang D28/53
D930,244 S * 9/2021 Cai D28/73
D946,827 S * 3/2022 Hunt D28/53
D947,453 S * 3/2022 Cai D28/53
D949,480 S * 4/2022 Lou D28/53
D950,851 S * 5/2022 Cai D28/53
D952,257 S * 5/2022 Jiang D28/53
D955,049 S * 6/2022 Tran D28/51
D963,942 S * 9/2022 Xu D28/53
D965,896 S * 10/2022 Chen D28/53
D968,024 S 10/2022 Qiu et al.
D968,708 S * 11/2022 Romero D28/53
D968,709 S * 11/2022 Jiang D28/54
D971,502 S * 11/2022 Huang D28/53

DESCRIPTION

FIG. 1 is a front perspective view of a trimmer, showing my new design;
FIG. 2 is a front view thereof;
FIG. 3 is a rear view thereof;
FIG. 4 is a left side view thereof;
FIG. 5 is a right side view thereof;
FIG. 6 is a top view thereof; and,
FIG. 7 is a bottom view thereof.
The broken lines in the drawings illustrate the portions of the trimmer, which form no part of the claimed design.

1 Claim, 7 Drawing Sheets



(56)

References Cited

OTHER PUBLICATIONS

“Beard Trim” Apr. 12, 2019, Youtube, site visited Apr. 24, 2022:

https://www.youtube.com/watch?v=aSEF_AOenW8 (Year: 2019).*

“DIY Home Haircut” May 2, 2020, Youtube, site visited Feb. 8,

2023: <https://www.youtube.com/watch?v=zae04BSqivg> (Year: 2020).*

“Beard Trimming” Aug. 25, 2018, Youtube, site visited Feb. 8,

2023: <https://www.youtube.com/watch?v=rBZsMsl-djY> (Year: 2018).*

* cited by examiner

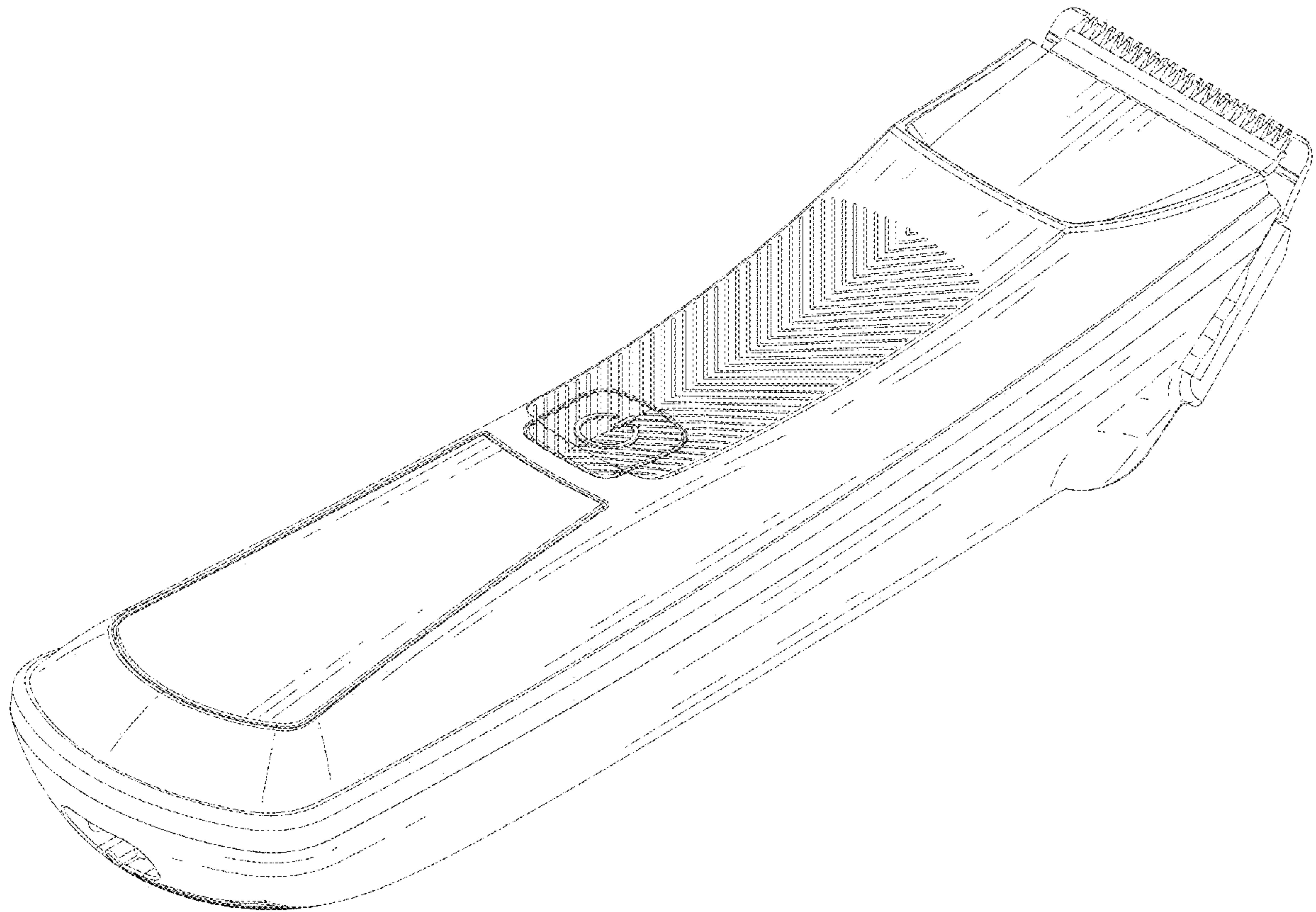


FIG. 1

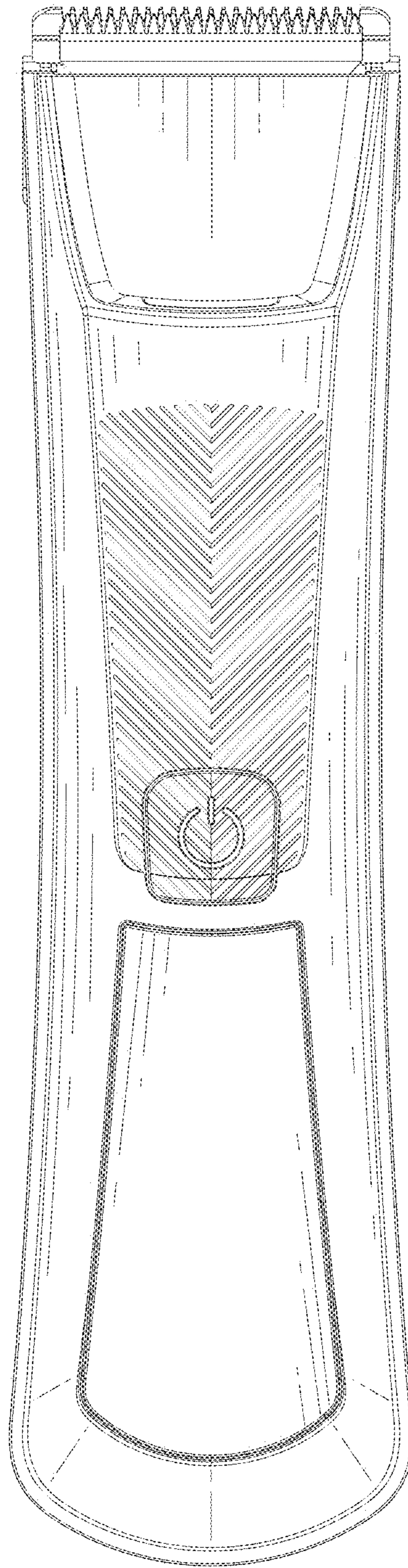


FIG. 2

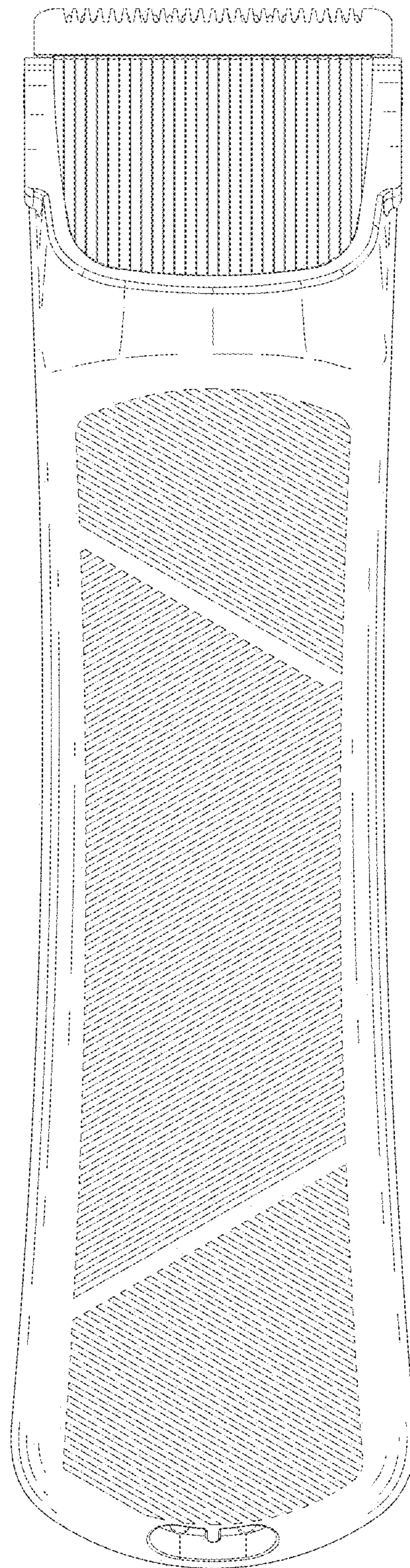


FIG. 3

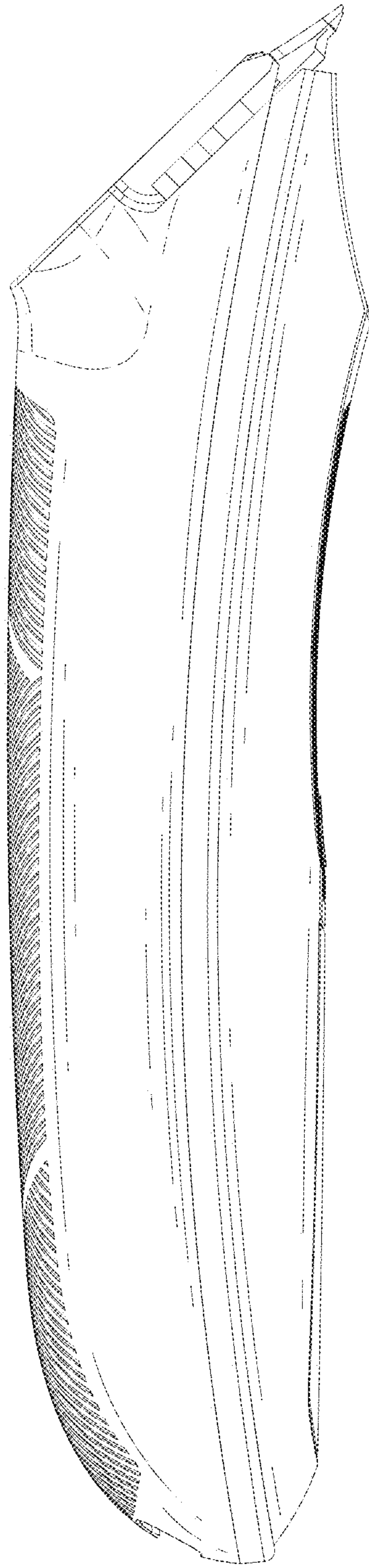


FIG. 4




FIG. 5

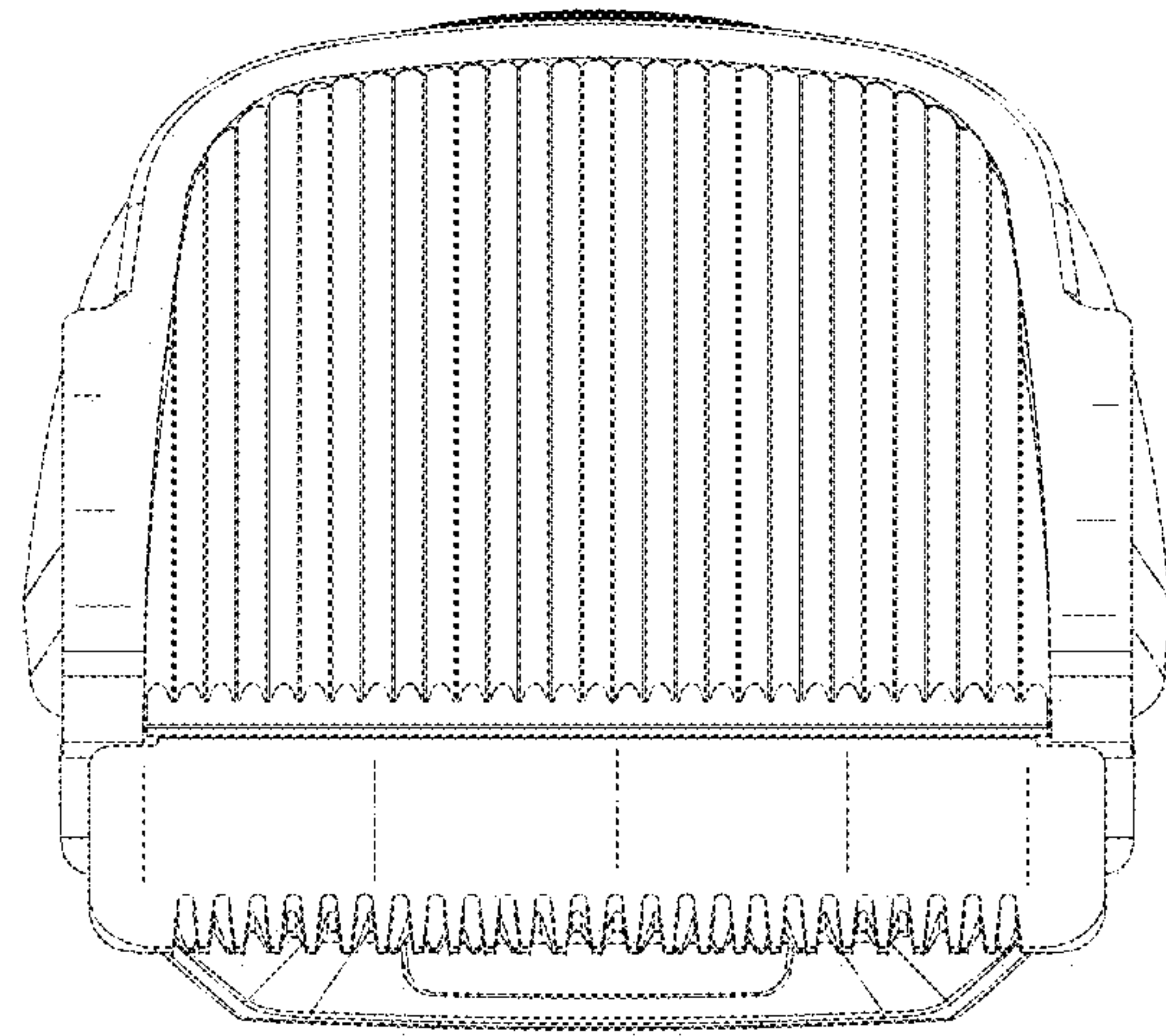


FIG. 6

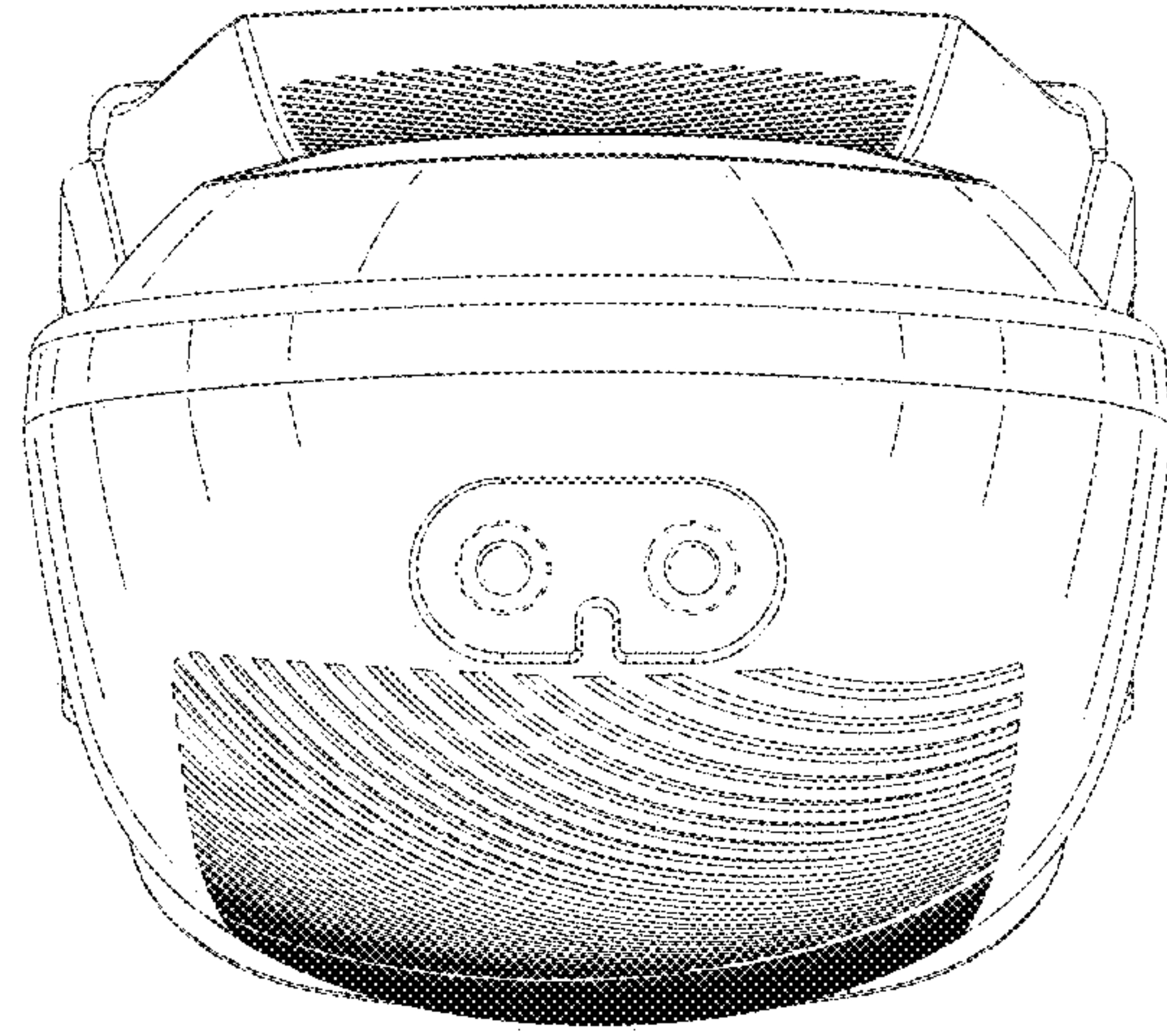


FIG. 7