



US00D982828S

(12) **United States Design Patent**  
**Jun**

(10) **Patent No.:** **US D982,828 S**

(45) **Date of Patent:** **\*\* Apr. 4, 2023**

- (54) **RAZOR CARTRIDGE**
- (71) Applicant: **Dorco Co., Ltd.**, Seoul (KR)
- (72) Inventor: **Park Jun**, Seoul (KR)
- (73) Assignee: **DORCO CO., LTD.**, Seoul (KR)
- (\*\*) Term: **15 Years**
- (21) Appl. No.: **29/776,286**
- (22) Filed: **Mar. 29, 2021**
- (30) **Foreign Application Priority Data**

Dec. 3, 2020 (KR) ..... 30-2020-0059439

- (51) **LOC (14) Cl.** ..... **28-03**
- (52) **U.S. Cl.**  
USPC ..... **D28/47**
- (58) **Field of Classification Search**  
USPC ..... D28/46-48  
CPC ..... B26B 21/22-227; B26B 21/30; B26B  
21/40-4006; B26B 21/4012-4031; B26B  
21/56  
See application file for complete search history.

(56) **References Cited**

**U.S. PATENT DOCUMENTS**

D665,130 S *	8/2012	Wain	.....	D28/47
D731,708 S *	6/2015	Tucker	.....	D28/47
D764,101 S *	8/2016	Cataudella	.....	D28/47
D843,059 S *	3/2019	Lettenberger	.....	D28/47
D850,722 S *	6/2019	Knapp	.....	D28/47
D867,661 S *	11/2019	Ovvadias	.....	D28/47
D884,969 S *	5/2020	Zucker	.....	D28/47

D888,339 S *	6/2020	Go	.....	D28/47
D905,908 S *	12/2020	Washington	.....	D28/47
D912,324 S *	3/2021	Han	.....	D28/47
D912,325 S *	3/2021	Go	.....	D28/47
D940,394 S *	1/2022	Fyfield	.....	D28/47
D945,064 S *	3/2022	Lee	.....	D28/47
2014/0000114 A1 *	1/2014	Wester	.....	B26B 21/28 30/32
2017/0217033 A1 *	8/2017	Tucker	.....	B26B 21/443
2019/0160699 A1 *	5/2019	Park	.....	B26B 21/4025
2019/0202076 A1 *	7/2019	Park	.....	B26B 21/4025
2021/0245378 A1 *	8/2021	Blatter	.....	B26B 21/225

**FOREIGN PATENT DOCUMENTS**

EP 3738731 A1 \* 11/2020

\* cited by examiner

*Primary Examiner* — Jennifer Rivard

(57) **CLAIM**

An ornamental design for a razor cartridge, as shown and described.

**DESCRIPTION**

FIG. 1 is a top, front and right side perspective of a razor cartridge showing my new design;  
 FIG. 2 is a front elevational view thereof;  
 FIG. 3 is a rear elevational view thereof;  
 FIG. 4 is a left side elevational view thereof;  
 FIG. 5 is a right side elevational view thereof;  
 FIG. 6 is top plan view thereof; and,  
 FIG. 7 is a bottom plan view thereof.  
 The broken lines illustrate portions of the razor cartridge and form no part of the claimed design.

**1 Claim, 7 Drawing Sheets**

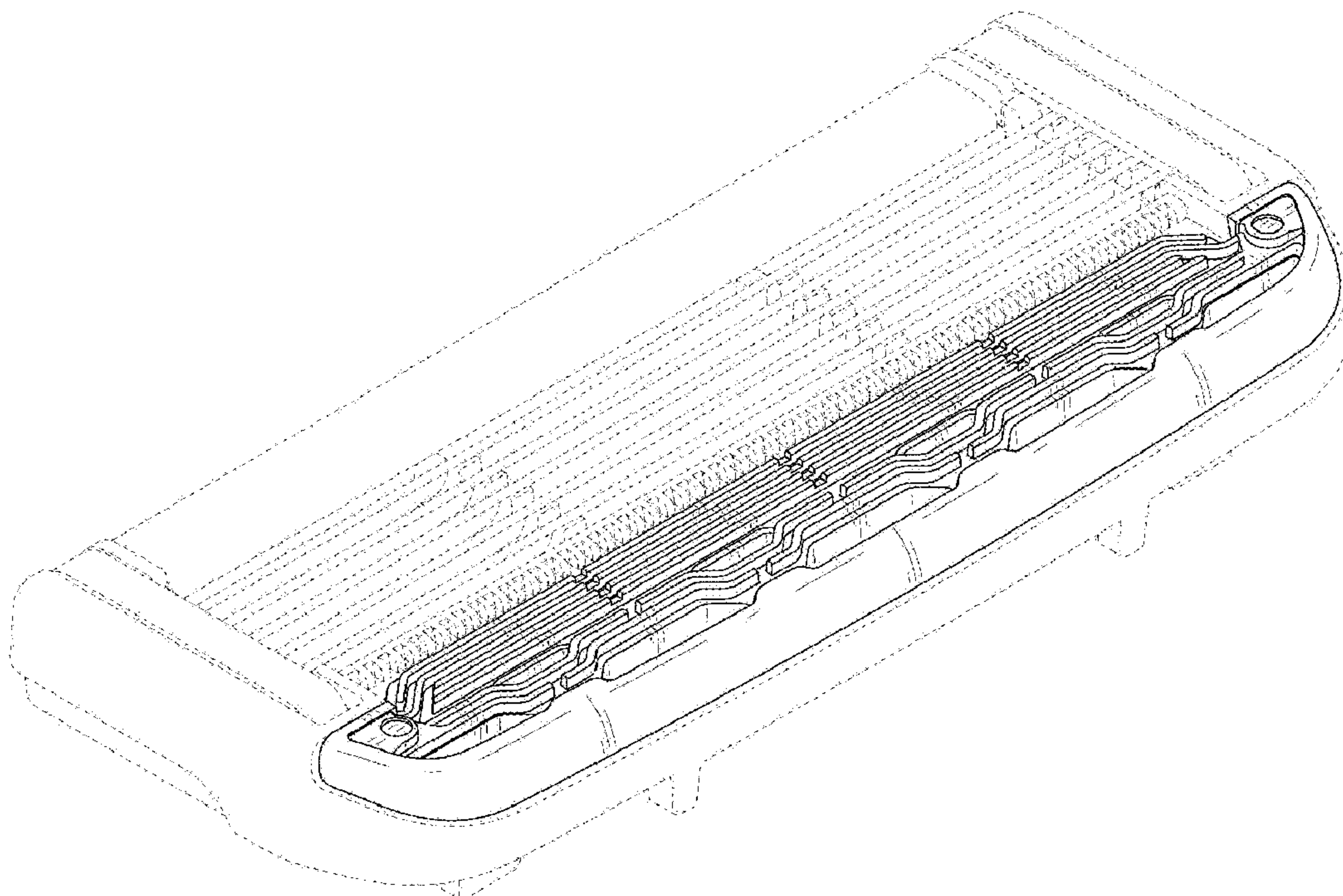


FIG. 1

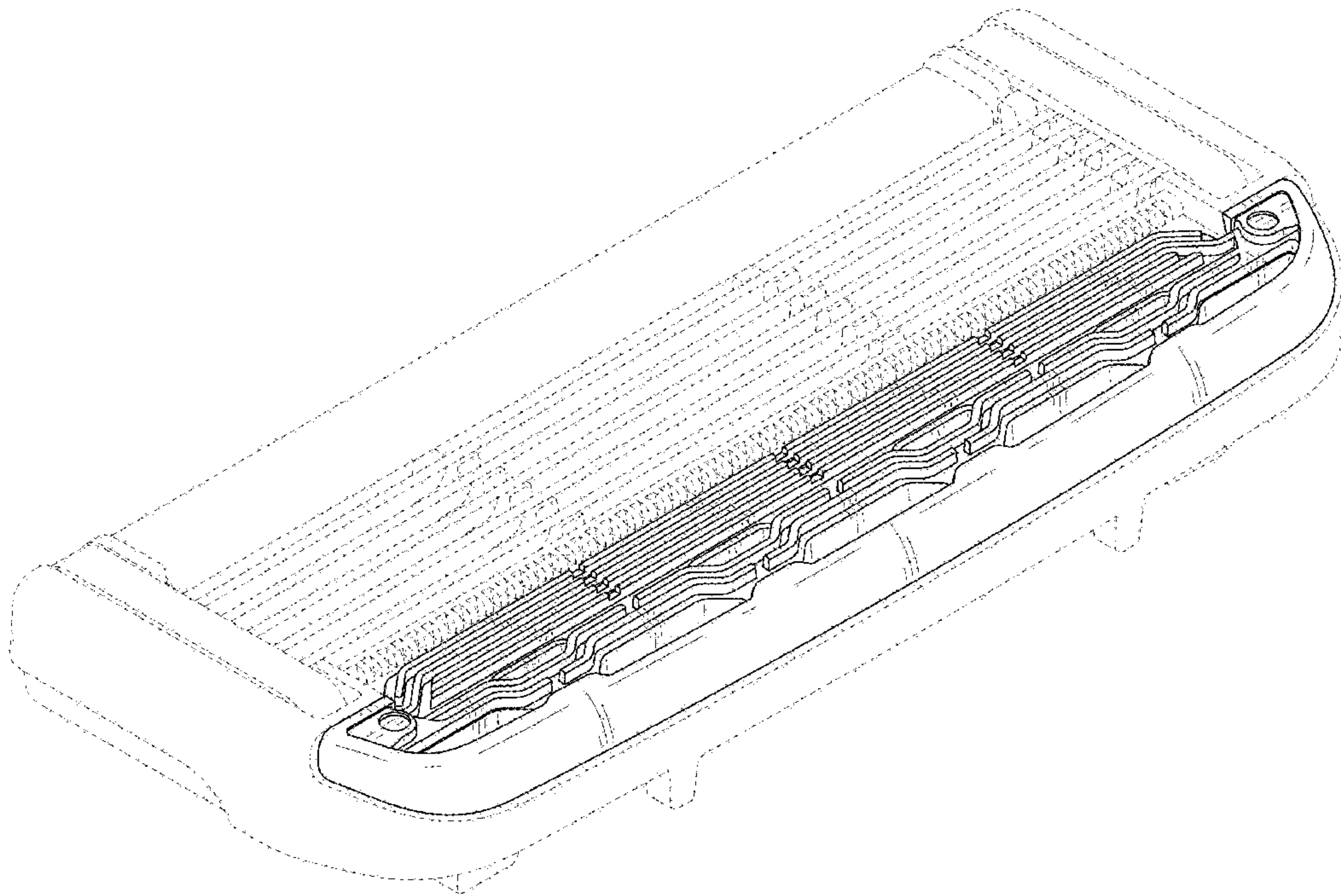


FIG. 2

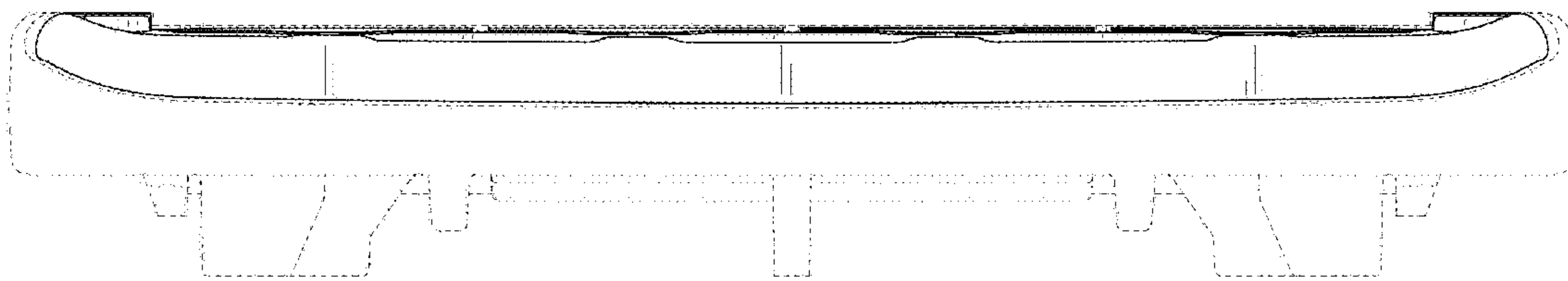


FIG. 3

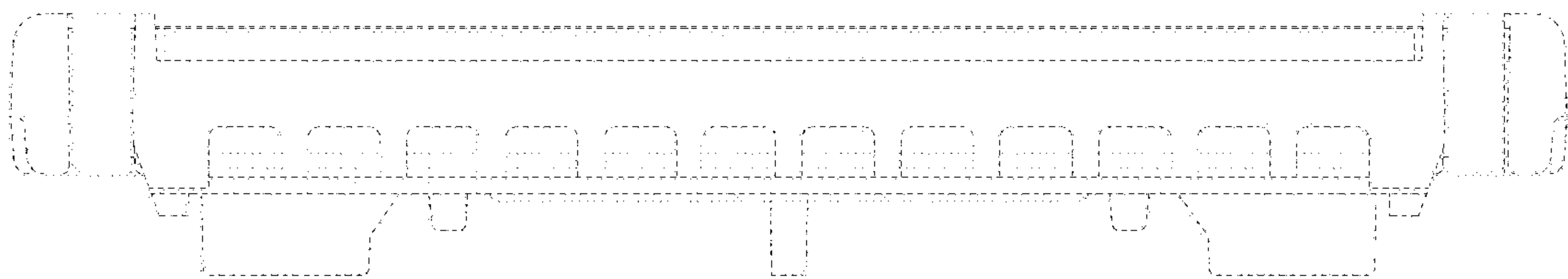


FIG. 4




FIG. 5






FIG. 6

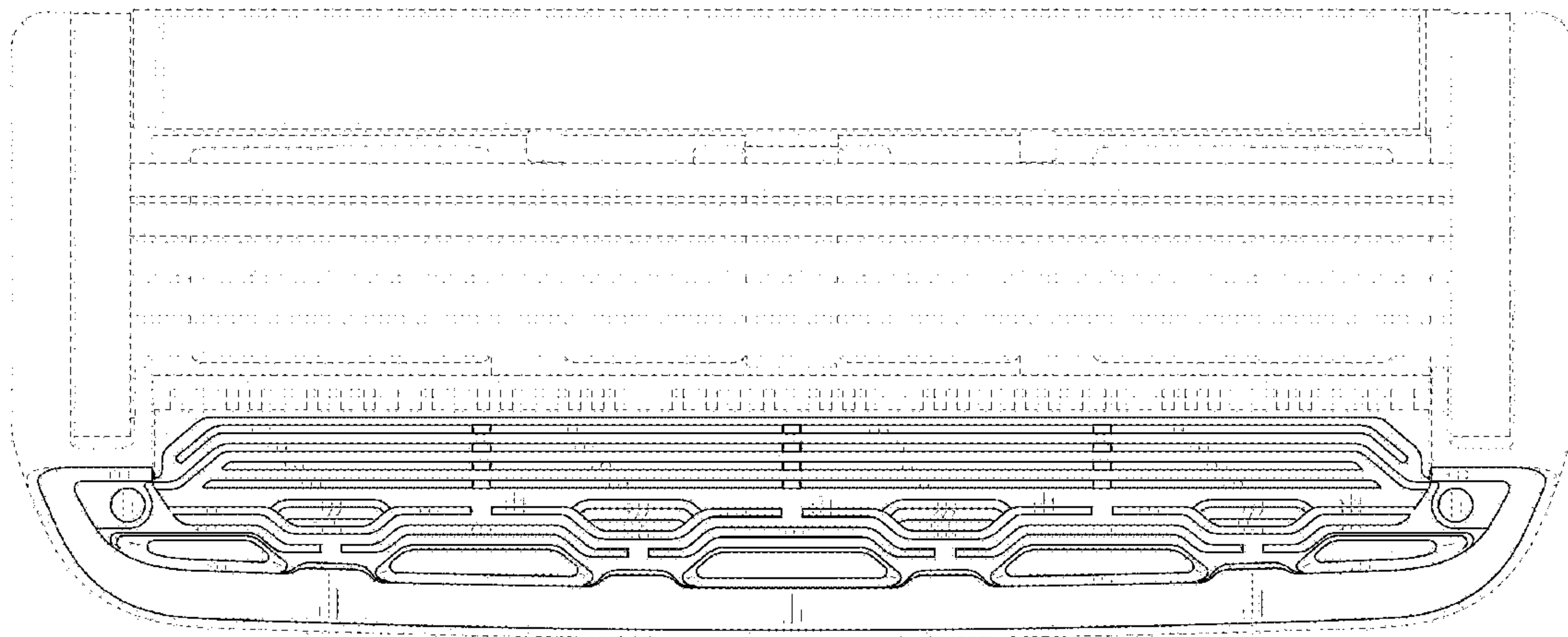


FIG. 7

