



US00D982804S

(12) **United States Design Patent**  
**Li**

(10) **Patent No.:** **US D982,804 S**  
(45) **Date of Patent:** **\*\* Apr. 4, 2023**

(54) **CEILING LAMP**

(71) Applicant: **Yao Li**, Dengzhou (CN)

(72) Inventor: **Yao Li**, Dengzhou (CN)

(\*\*) Term: **15 Years**

(21) Appl. No.: **29/841,037**

(22) Filed: **Jun. 2, 2022**

(51) **LOC (14) Cl.** ..... **26-05**

(52) **U.S. Cl.**

USPC ..... **D26/72**; D26/85; D26/88

(58) **Field of Classification Search**

USPC ..... D26/24, 25, 58, 59, 63, 67, 72, 74-93,  
D26/105, 113, 118, 119, 120, 122, 138,  
D26/141

CPC ..... F21S 8/03; F21S 8/033; F21S 8/04; F21V  
3/04; F21V 3/0418; F21V 3/0427; F21V  
3/0436; F21V 3/0445; F21V 21/02; F21V  
21/03; F21V 29/506; F21V 3/049; F21V  
5/045; F21V 7/04; F21V 11/06

See application file for complete search history.

(56) **References Cited**

**U.S. PATENT DOCUMENTS**

D82,862 S	*	12/1930	Nesson	.....	D26/72
D627,503 S	*	11/2010	Postelmans	.....	D26/93
D634,056 S	*	3/2011	Hokazono	.....	D26/89
D649,679 S	*	11/2011	Germain	.....	D26/85
D694,943 S	*	12/2013	Sonneman	.....	D26/88
D698,969 S		2/2014	Johns et al.		
D701,635 S	*	3/2014	Lim	.....	D26/88
D709,238 S	*	7/2014	May	.....	D26/72
D714,988 S	*	10/2014	Park	.....	D26/74
D716,487 S	*	10/2014	Martin	.....	D26/88
D770,077 S	*	10/2016	Lai	.....	D26/89
D770,083 S	*	10/2016	Clark	.....	D26/120
D776,328 S	*	1/2017	Bacus	.....	D26/113
D779,105 S	*	2/2017	Krueckeberg	.....	D26/89
D779,698 S		2/2017	De Bevilacqua		
D813,440 S	*	3/2018	Xia	.....	D26/80
D825,814 S	*	8/2018	Sonneman	.....	D26/85
D830,609 S	*	10/2018	Sonneman	.....	D26/85

D831,262 S	*	10/2018	Amato	.....	D26/88
D886,358 S	*	6/2020	Silver	.....	D26/90
D906,574 S	*	12/2020	Jiang	.....	D26/85

(Continued)

**FOREIGN PATENT DOCUMENTS**

CN	302432732	*	5/2013
CN	304113234	*	4/2017
CN	304007898	*	11/2017

**OTHER PUBLICATIONS**

Vejrek Modern LED Ceiling Light. Oct. 17, 2021. Site visited Sep. 29, 2022. [https://www.amazon.com/dp/B09JMNL1SW/ref=sspa\_dk\_detail\_0?psc=1&pd\_rd\_i=B09JMNL1SW&pd\_rd\_w=MsAQV&content-id=amzn1.sym.9f074495-da4d-4e1c-b407-69e85fa47fdb&pf\_rd\_p=9f074495-da4d-4e1c-b407-69e85fa47fdb&pf\_rd\_r=HEA9997DRV67Y701QEFT&pd\_rd\_wg=PlwdK&pd\_rd\_r=7fddd249-8fb2-4e77-bca3-855077c85b2c&s=hi&sp\_csd=d2lkZ2V0TmFtZT1zcF9kZXRhaWxfidGhlbWF0aWM&spLa=ZW5jcmlwdGVkUXVhbGlmaWVyPUE4RTZCMUHQsZBL0FImZW5jcnlwdGVkSWQ9QTazMTU5MDYzSUozR0cwQ0RMMk5YJmVuY3J5cHRlZEFkSWQ9QTEwMDUzMjMzNTVSSVpWRDRXVjdTJndpZGdlldE5hbWU9c3BfZGV0YWIsX3RoZW1hdGljJmFjdGlvbj1jbGlja1JlZGlzZWNoJmRvTm90TG9nQ2xpY2s9dHJlZQ==](Year: 2021).\*

(Continued)

*Primary Examiner* — Wendy L Arminio  
*Assistant Examiner* — Maheen Khurshid  
(74) *Attorney, Agent, or Firm* — Jeenam Park

(57) **CLAIM**

The ornamental design for a ceiling lamp, as shown and described.

**DESCRIPTION**

FIG. 1 is a perspective view of a ceiling lamp, showing my new design;  
FIG. 2 is a front view thereof;  
FIG. 3 is a rear view thereof;  
FIG. 4 is a right side view thereof;  
FIG. 5 is a left side view thereof;

(Continued)




FIG. 6 is a top plan view thereof; and,  
FIG. 7 is a bottom plan view thereof.  
The broken lines illustrate portions of the ceiling lamp that  
form no part of the claimed design.

**1 Claim, 7 Drawing Sheets**

(56)

**References Cited**

U.S. PATENT DOCUMENTS

D926,347 S \* 7/2021 Amato ..... D26/82  
D930,885 S \* 9/2021 Cao ..... D26/86  
D945,678 S \* 3/2022 Ambrozus ..... D26/118  
D955,622 S \* 6/2022 Chen ..... D26/89

OTHER PUBLICATIONS

LED Living Room Dining Room Flush Mount Ceiling. Apr. 18,  
2019. Site visited Sep. 29, 2022. [[https://www.amazon.com/Fixtures-Lighting-Dimmable-Chandeliers-Rectangle/dp/B07QY4C5GX/ref=sr\\_1\\_13?keywords=wood%2Bblocks%2Bfloor%2Blamp%2Bhanging%2Bbulb%2Blight&qid=1664412737&sr=8-13&th=1](https://www.amazon.com/Fixtures-Lighting-Dimmable-Chandeliers-Rectangle/dp/B07QY4C5GX/ref=sr_1_13?keywords=wood%2Bblocks%2Bfloor%2Blamp%2Bhanging%2Bbulb%2Blight&qid=1664412737&sr=8-13&th=1)]  
(Year: 2019).\*

\* cited by examiner



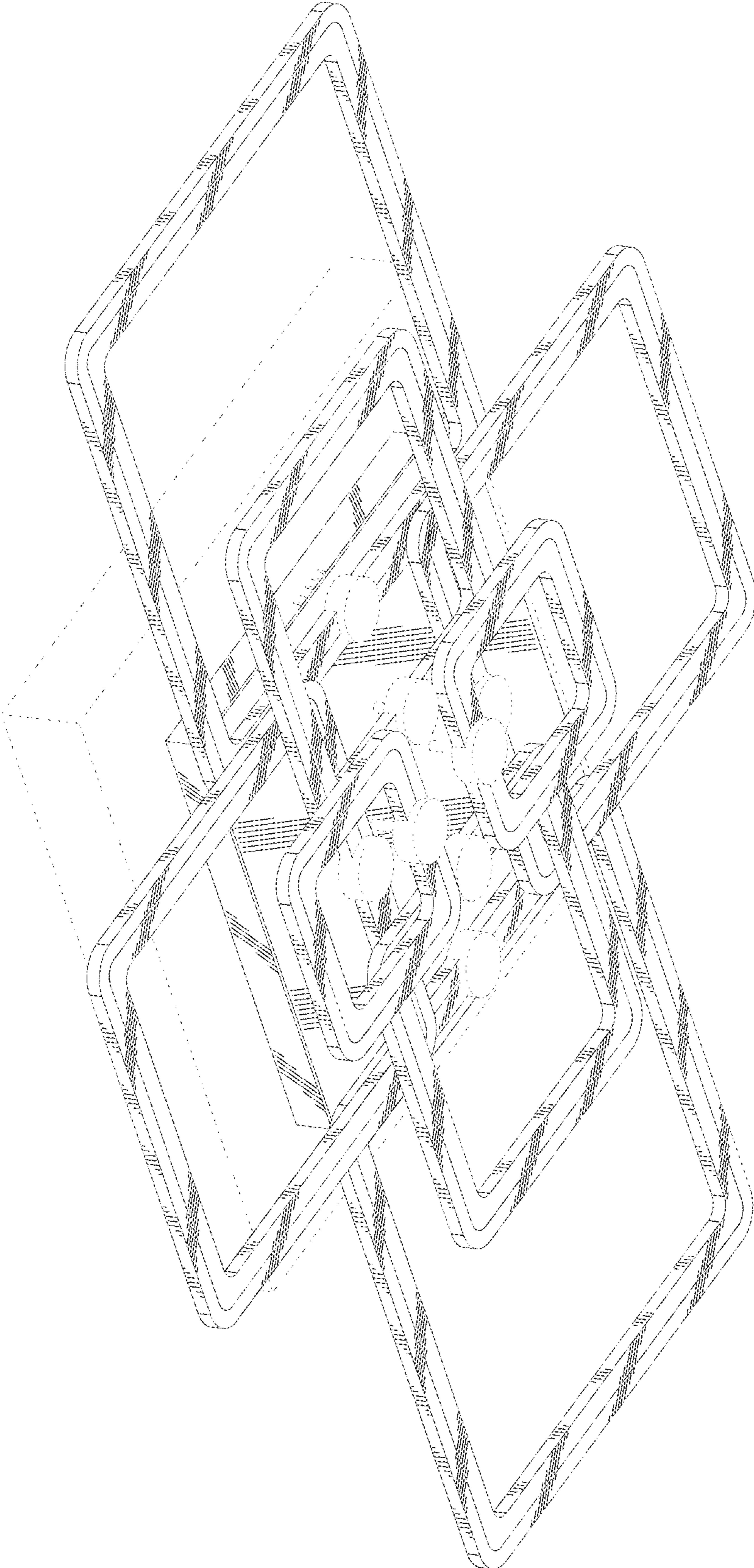


FIG. 1




FIG. 2

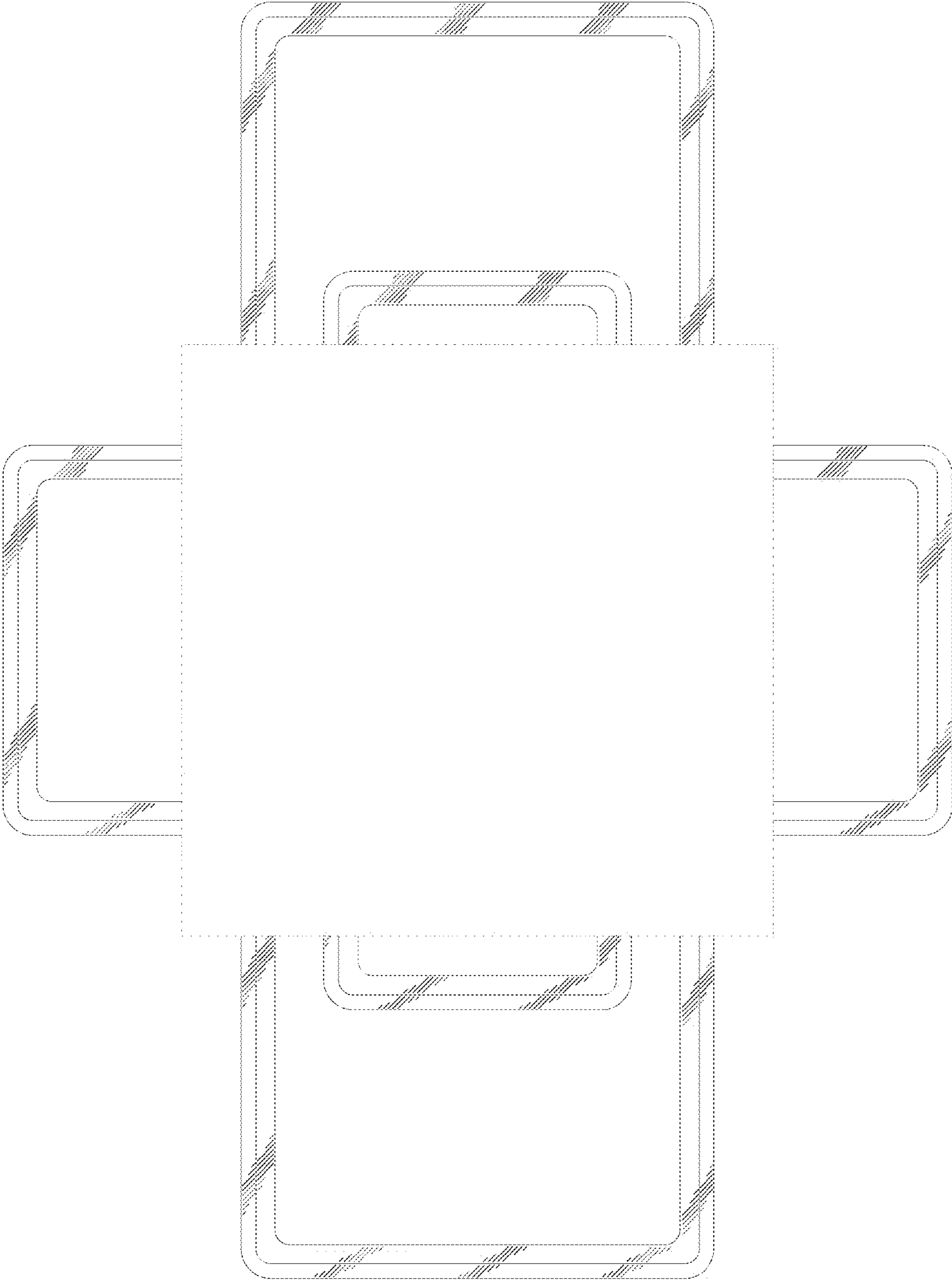


FIG. 3

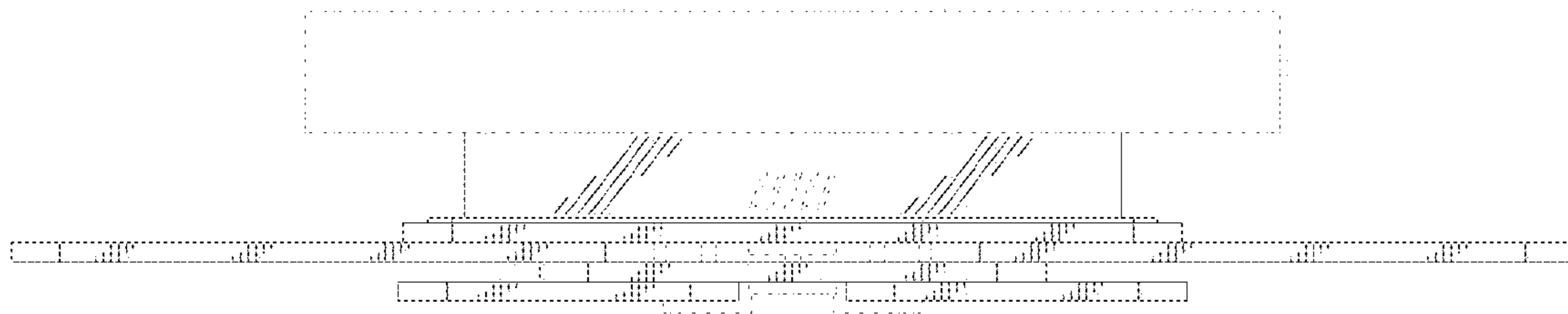


FIG. 4

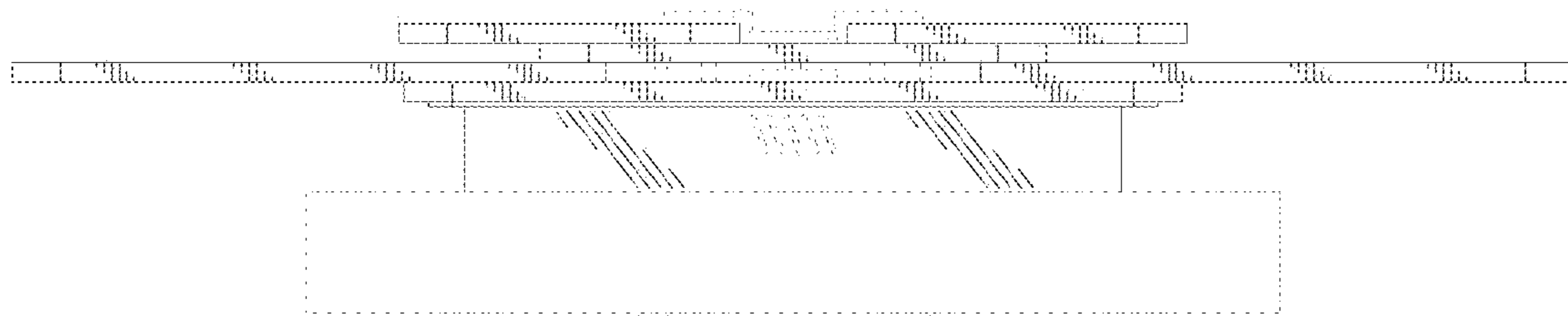


FIG. 5

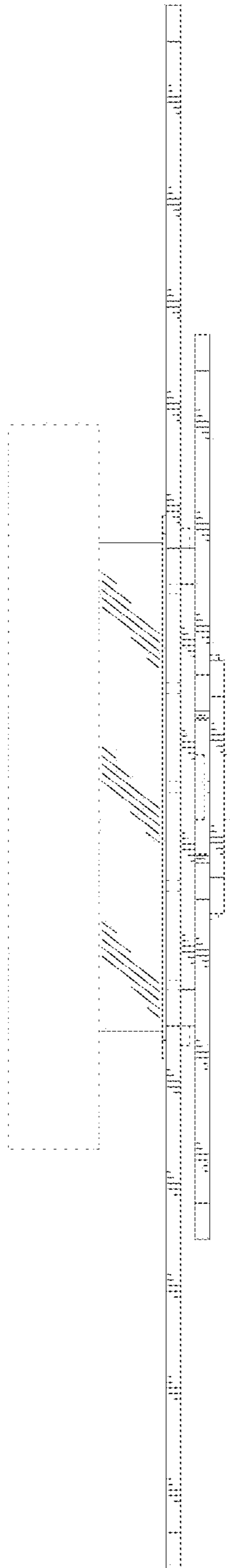


FIG. 6



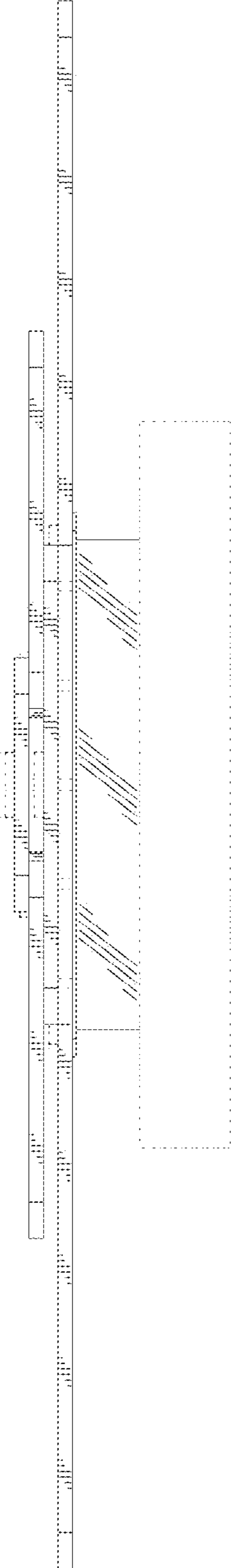


FIG. 7