



US00D982791S

(12) **United States Design Patent** (10) **Patent No.:** **US D982,791 S**
Zhang (45) **Date of Patent:** **** Apr. 4, 2023**

(54) **PALACE LANTERN**
(71) Applicant: **Donglin Zhang**, Jinniu Town (CN)
(72) Inventor: **Donglin Zhang**, Jinniu Town (CN)
(73) Assignee: **Shenzhen YuYiYuan Technology Co., Ltd**, Shenzhen (CN)
(**) Term: **15 Years**
(21) Appl. No.: **29/778,186**
(22) Filed: **Apr. 12, 2021**
(51) **LOC (14) Cl.** **26-02**
(52) **U.S. Cl.**
USPC **D26/37**
(58) **Field of Classification Search**
USPC D26/9, 22, 24, 37, 40, 41, 72, 87
CPC . F21L 15/08; F21L 17/00; F21L 19/00; F21V 35/00; F21W 2131/10; F21W 2131/30; F21W 2131/109; F21W 2111/10; F21Y 2107/00

See application file for complete search history.

(56) **References Cited**

U.S. PATENT DOCUMENTS

D470,968 S * 2/2003 Kuelbs F21V 23/003
D26/118
D563,584 S * 3/2008 Lee F21V 23/0442
D26/85
D754,907 S * 4/2016 Orozco D26/85
D756,545 S * 5/2016 Goodsell D26/9
D920,560 S * 5/2021 Wang D26/51
D942,061 S * 1/2022 Peng D26/37
D955,025 S * 6/2022 Luo D26/40
2006/0279956 A1* 12/2006 Richmond F21V 15/01
362/803

2007/0177384 A1* 8/2007 Sibalich F21V 23/0442
362/276
2017/0122550 A1* 5/2017 Sculler F21V 33/0028
2019/0203890 A1* 7/2019 Moore F21V 23/003

OTHER PUBLICATIONS

Amazon | Mulberry Rice Paper Shade Lattice Pattern . . . , posted on May 19, 2012, © 1996-2022, Amazon.com, Inc. [online], site visited Oct. 16, 2022]. Available from Internet, <URL: https://www.amazon.com/Mulberry-Paper-Handmade-Decorative-Lamp/dp/B0084LGASS> (Year: 2012).*

Amazon | YAZAHOH Deck Stigma Lantern Fixtures, (n.d.), © 1996-2022, Amazon.com, Inc. [online], site visited Oct. 16, 2022]. Available from Internet, <URL: https://www.amazon.com/YAZAHOH-Deck-Stigma-Lantern-Fixtures/dp/B09W9JXXZY> (Year: 2022).*

* cited by examiner

Primary Examiner — Cary M Robinson
Assistant Examiner — Julie Marie Bailey
(74) *Attorney, Agent, or Firm* — Xuan Zhang

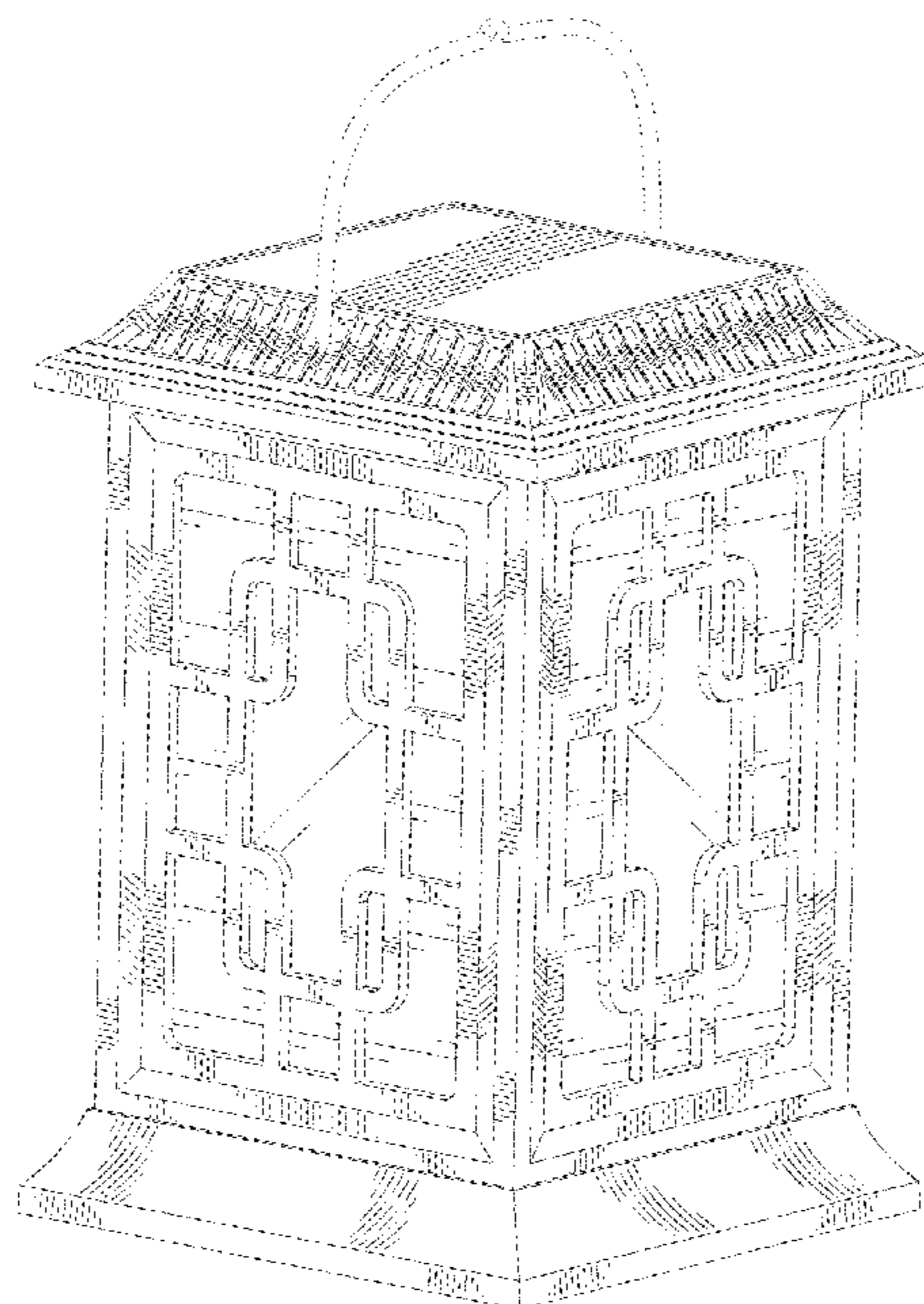
(57) **CLAIM**

The ornamental design for a palace lantern, as shown and described.

DESCRIPTION

FIG. 1 is a perspective view of a palace lantern showing my new design;
FIG. 2 is a front view thereof;
FIG. 3 is a rear view thereof;
FIG. 4 is a left view thereof;
FIG. 5 is a right view thereof;
FIG. 6 is a top view thereof; and,
FIG. 7 is a bottom view thereof.
The broken lines in the drawings are included for the purpose of illustrating environmental structure and forms no part of the claimed design.

1 Claim, 7 Drawing Sheets






FIG. 1

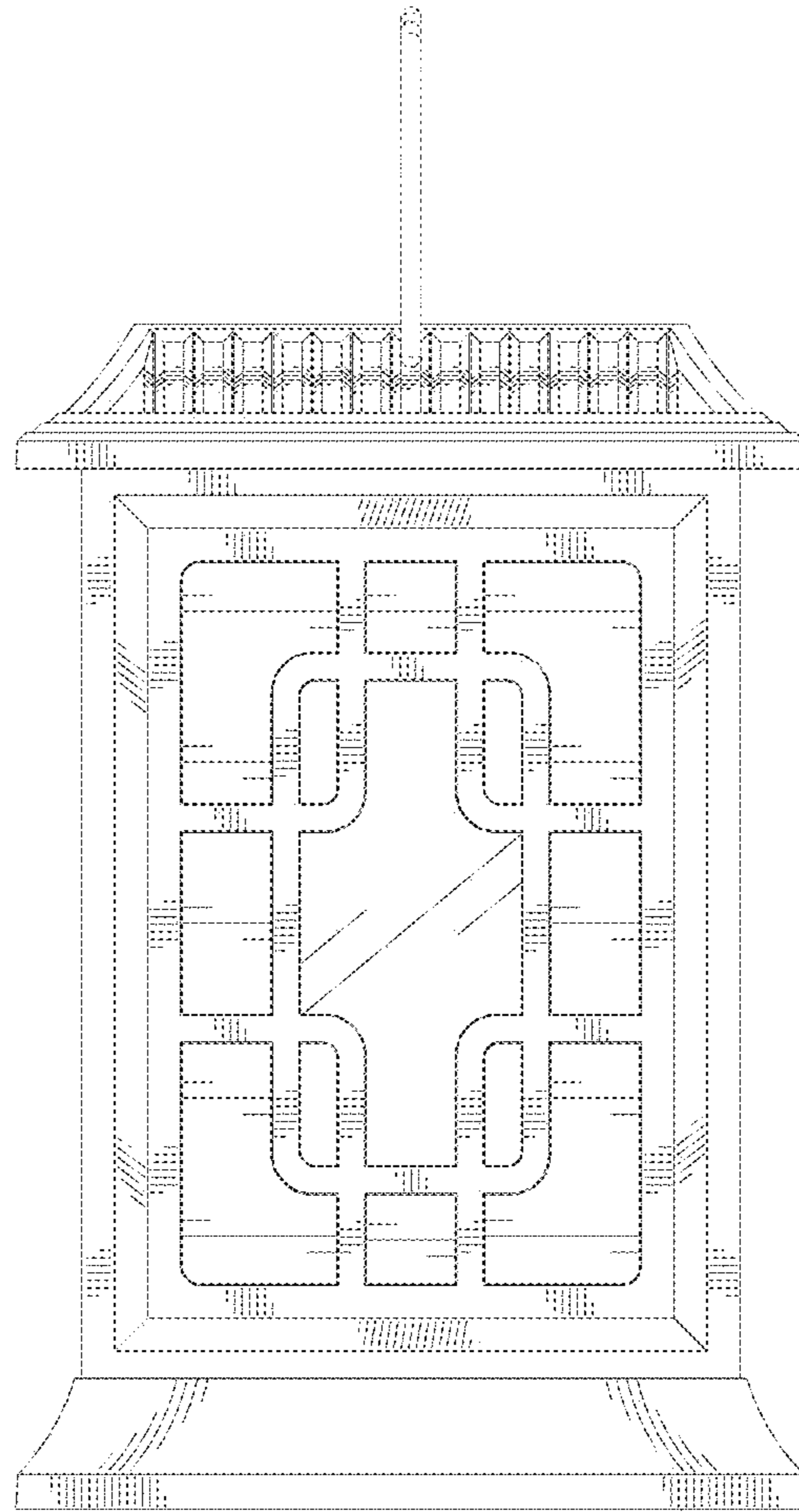


FIG.2

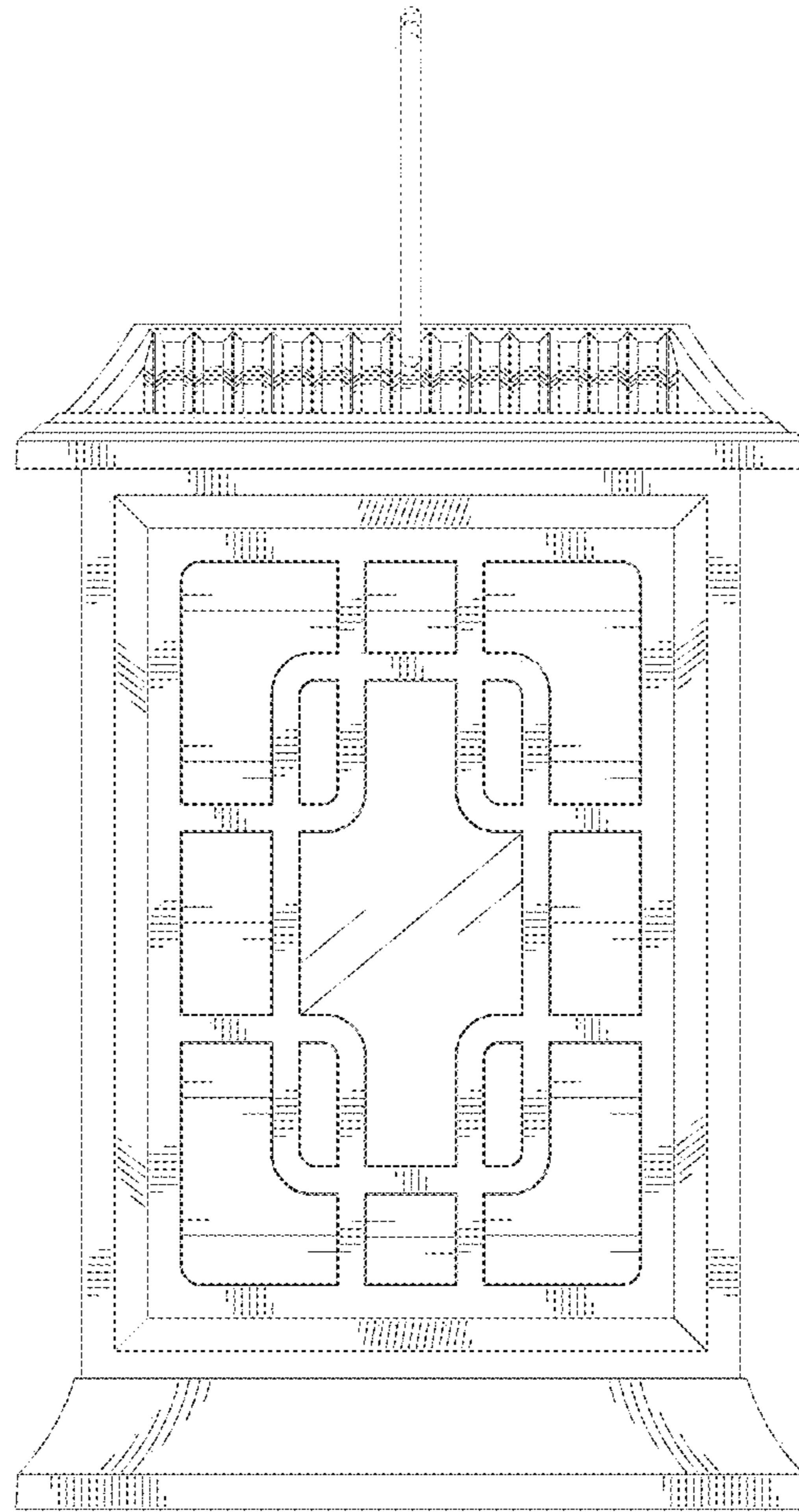


FIG.3

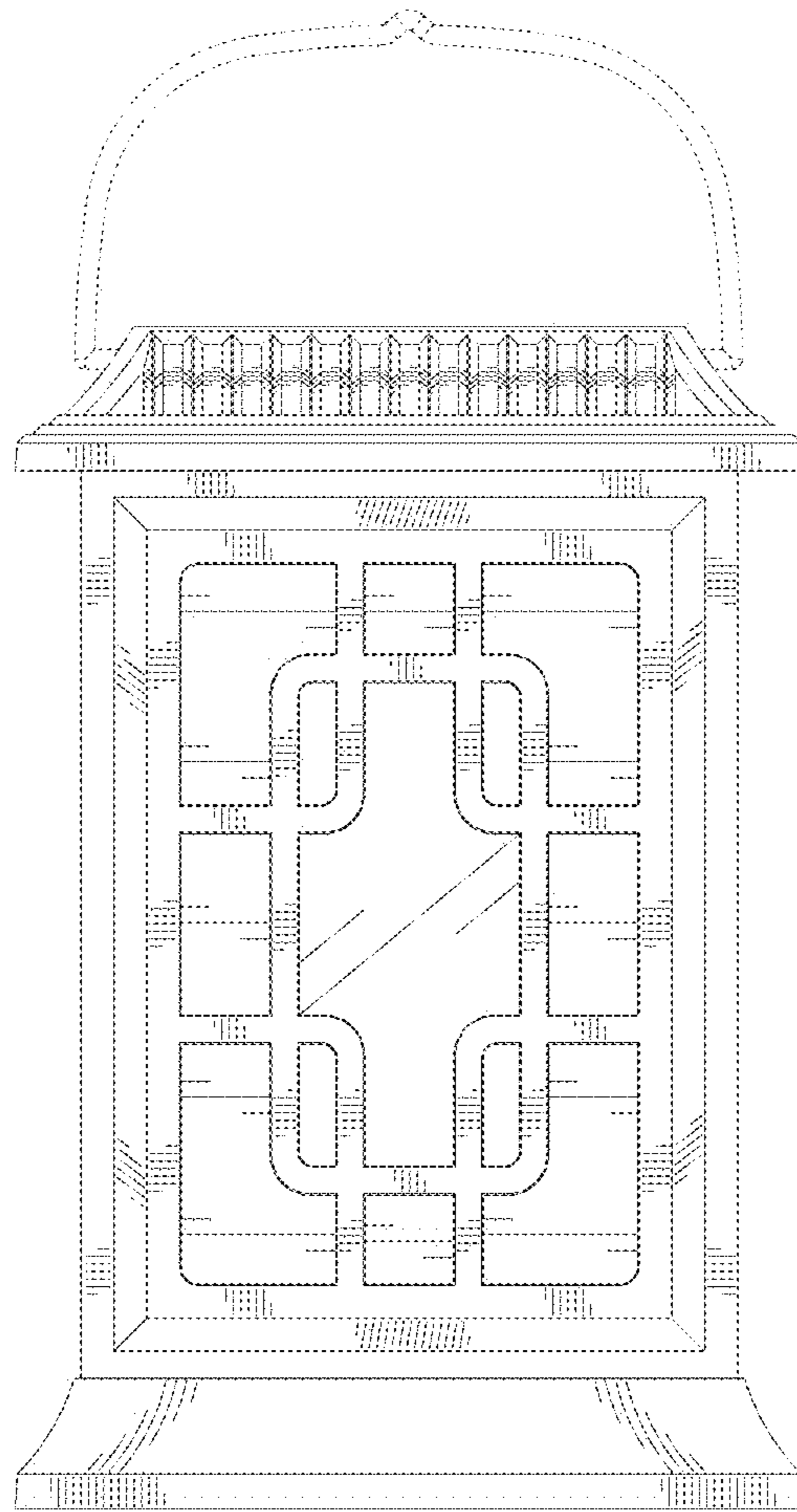


FIG. 4

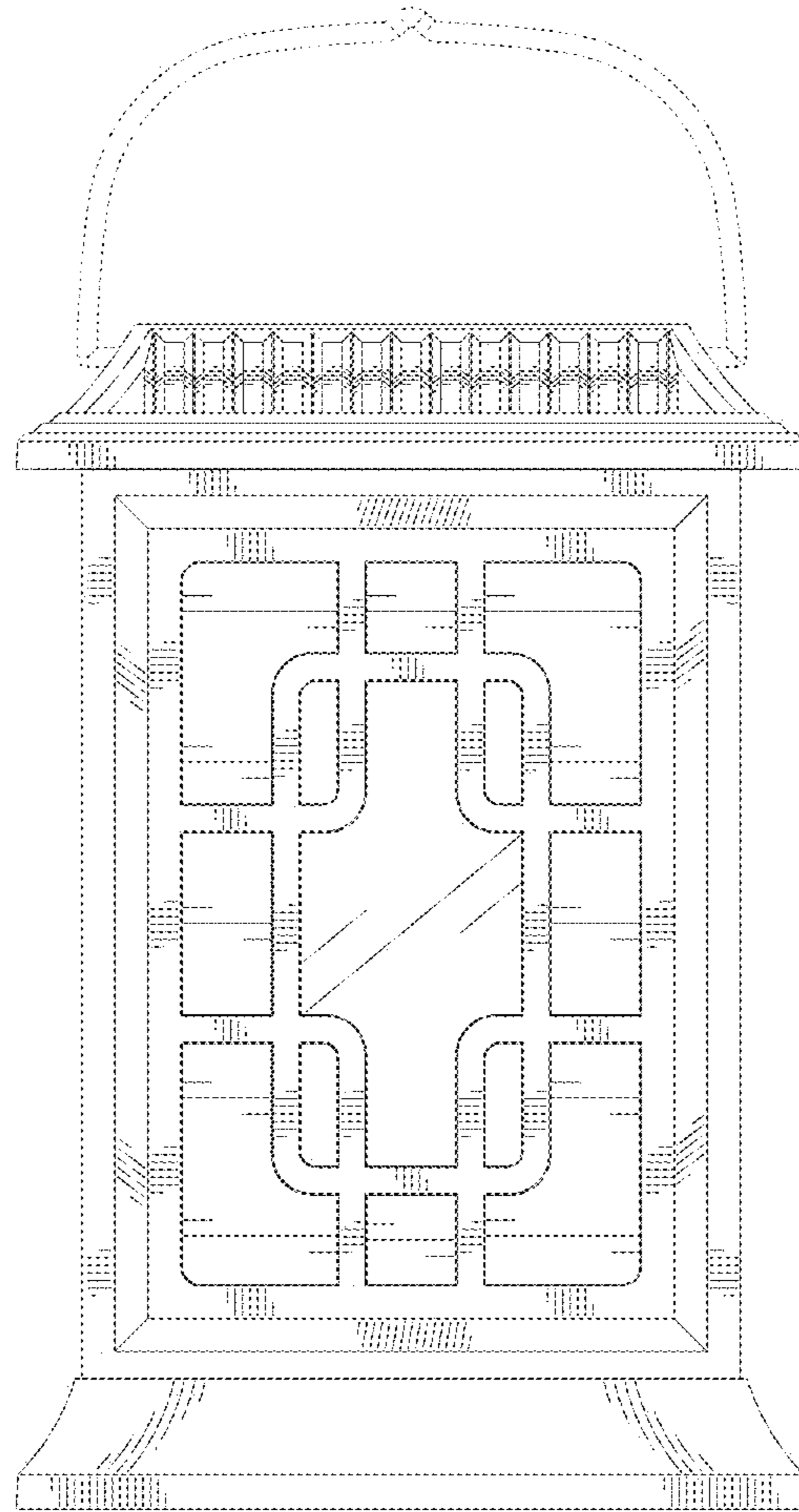


FIG. 5

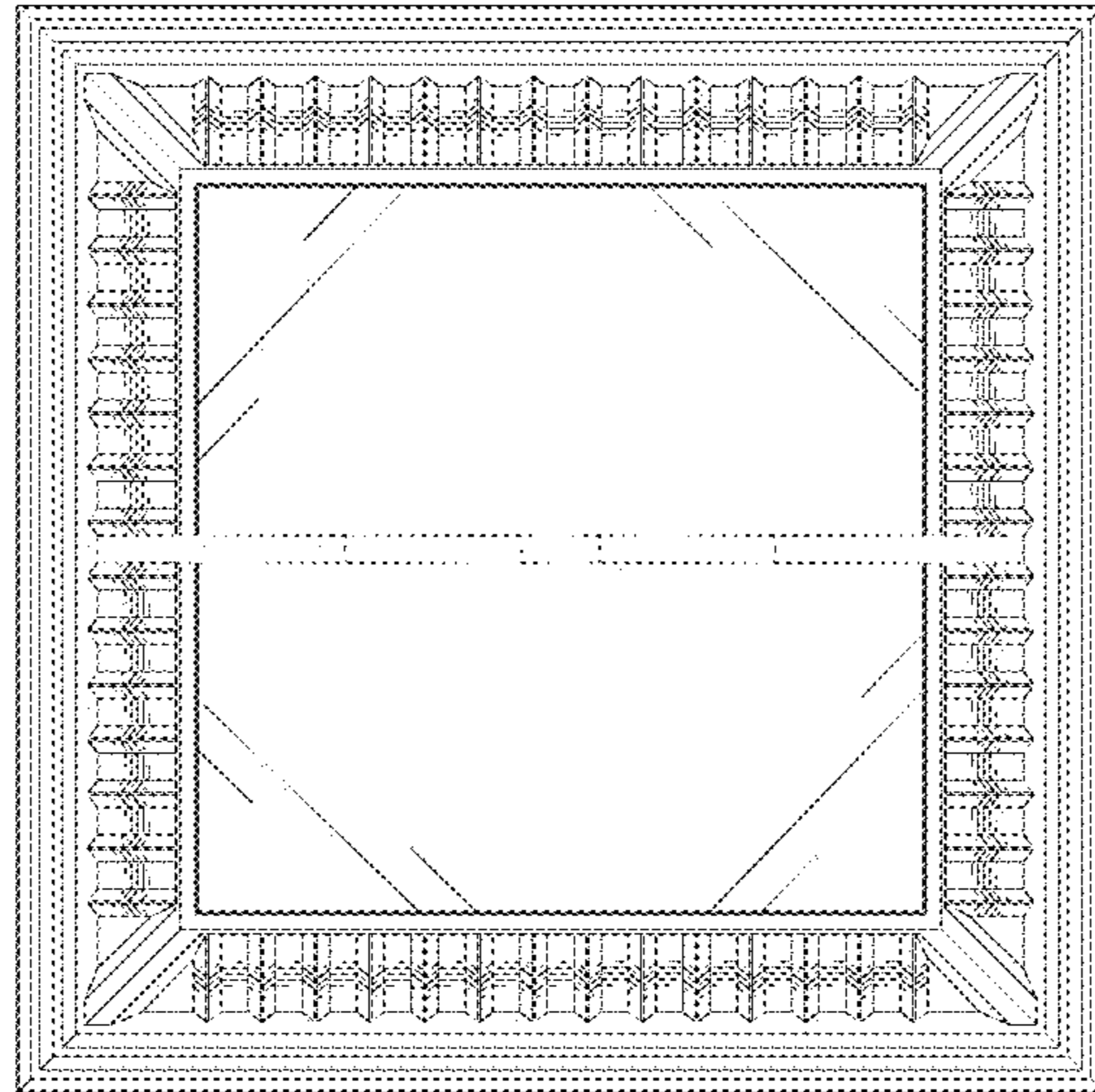


FIG.6

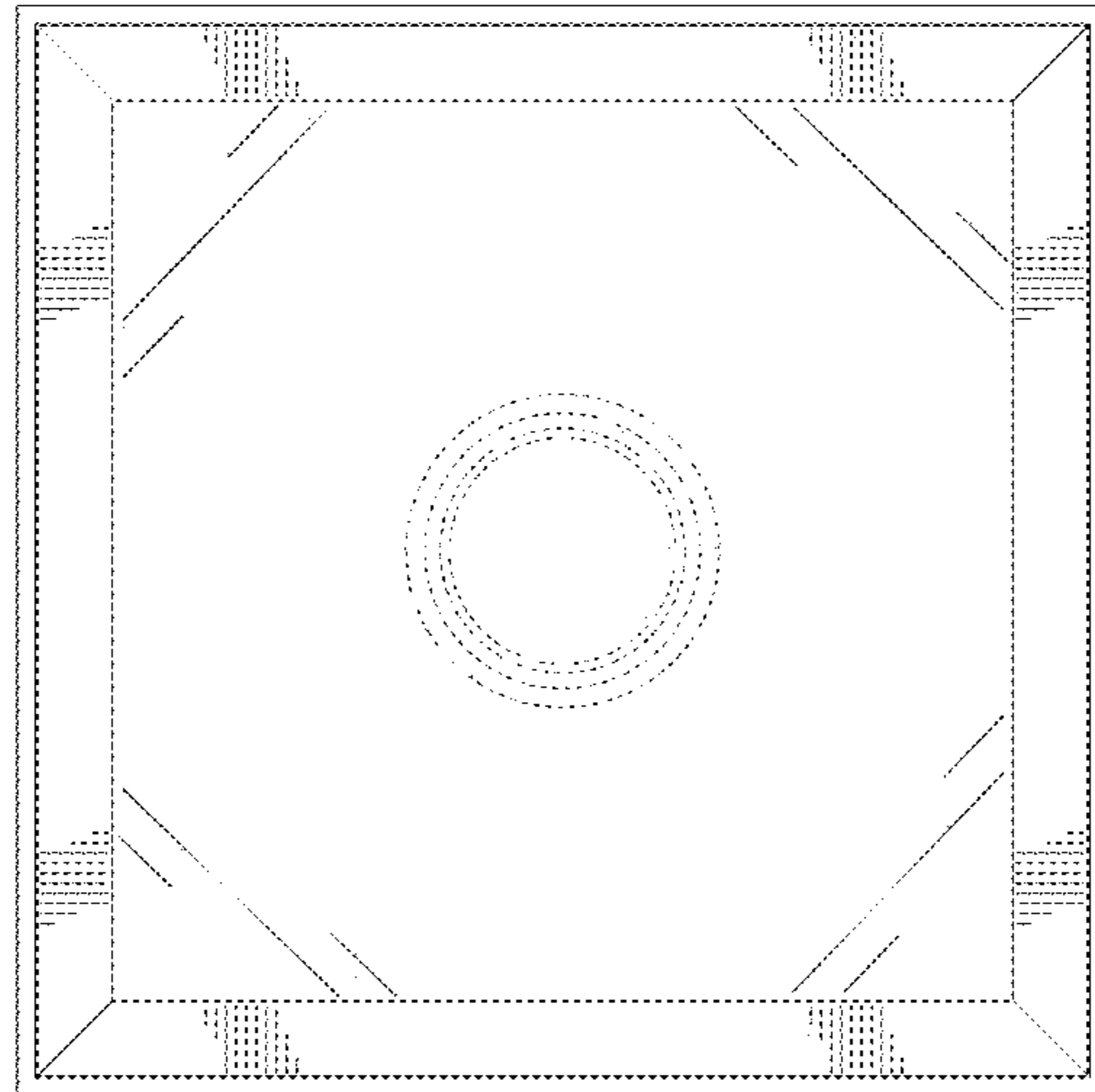


FIG.7