



US00D982786S

(12) **United States Design Patent**  
**Lin**

(10) **Patent No.:** **US D982,786 S**

(45) **Date of Patent:** **\*\* Apr. 4, 2023**

(54) **AUTOMOBILE TAIL LIGHT**

(71) Applicant: **Chi-Chung Lin**, Hsinchu (TW)

(72) Inventor: **Chi-Chung Lin**, Hsinchu (TW)

(\*\*) Term: **15 Years**

(21) Appl. No.: **29/811,079**

(22) Filed: **Oct. 11, 2021**

(51) **LOC (14) Cl.** ..... **26-06**

(52) **U.S. Cl.**  
USPC ..... **D26/28**

(58) **Field of Classification Search**  
USPC ..... D26/28, 29, 30, 31, 32, 33, 34, 35, 36,  
D26/139

CPC ..... F21S 41/00; F21S 41/141; F21S 41/162;  
F21S 41/18; F21S 41/20; F21S 41/33;  
F21S 41/36; F21S 41/60; F21S 43/00;  
F21W 2103/35; F21W 2103/40; F21W  
2102/17; F21W 2102/30; F21W 2103/00;  
F21W 2103/55; F21W 2104/00; F21W  
2107/17; F21W 2107/13

See application file for complete search history.

(56) **References Cited**

**U.S. PATENT DOCUMENTS**

D693,037 S \* 11/2013 Jeong ..... D26/28  
D700,982 S \* 3/2014 Kim ..... D26/28  
D720,484 S \* 12/2014 Nordmann ..... D26/28  
D720,872 S \* 1/2015 Lim ..... D26/28  
D721,839 S \* 1/2015 Ha ..... D26/28  
D791,377 S \* 7/2017 Bilodeau et al.  
D857,266 S \* 8/2019 Choo ..... F21S 43/00  
D26/28  
D869,020 S \* 12/2019 Allmendinger ..... D26/28

D872,328 S \* 1/2020 Kim ..... D26/28  
D884,937 S \* 5/2020 Zhai ..... D26/28  
D893,773 S \* 8/2020 Binder ..... D26/28  
D923,217 S \* 6/2021 Lee ..... F21S 43/00  
D26/28  
D936,255 S \* 11/2021 Ito ..... D26/28  
D942,056 S \* 1/2022 Allmendinger ..... D26/28

**FOREIGN PATENT DOCUMENTS**

CN 305481205 \* 12/2019  
EM DM/210016 8/2020  
EM DM/210450 9/2020

\* cited by examiner

*Primary Examiner* — Angela J Lee

(74) *Attorney, Agent, or Firm* — Alexander Chen, Esq.

(57) **CLAIM**

The ornamental design for an automobile tail light, as shown and described.

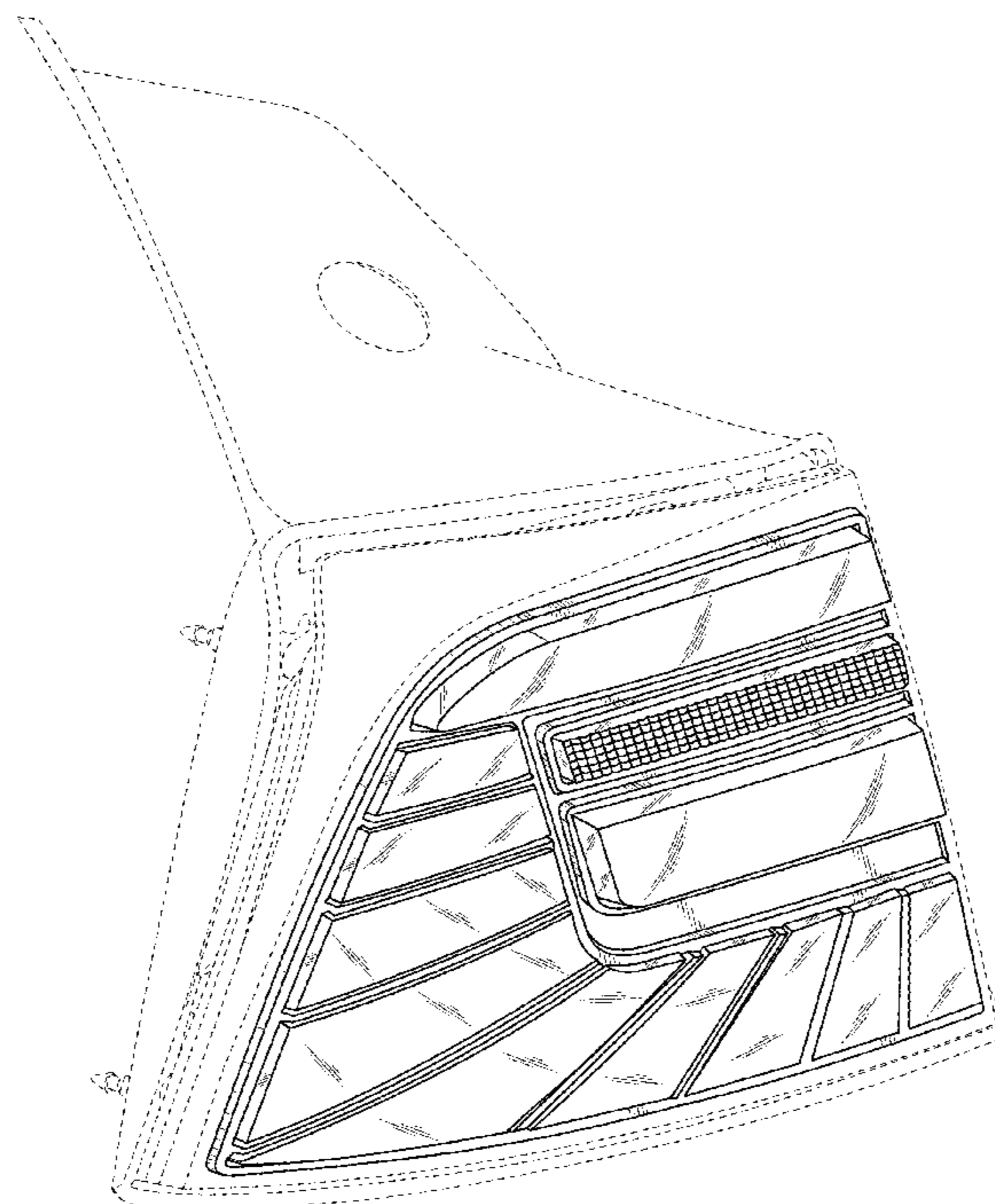
**DESCRIPTION**

FIG. 1 is a perspective view of an automobile tail light;  
FIG. 2 is a front view thereof;  
FIG. 3 is a side view thereof;  
FIG. 4 is a top view thereof; and,  
FIG. 5 is a bottom view thereof.

The broken lines are included to show environmental structure and form no part of the claimed design.

The drawings and descriptions represent the left side embodiment. The claim is also for a mirror image right side embodiment.

**1 Claim, 5 Drawing Sheets**



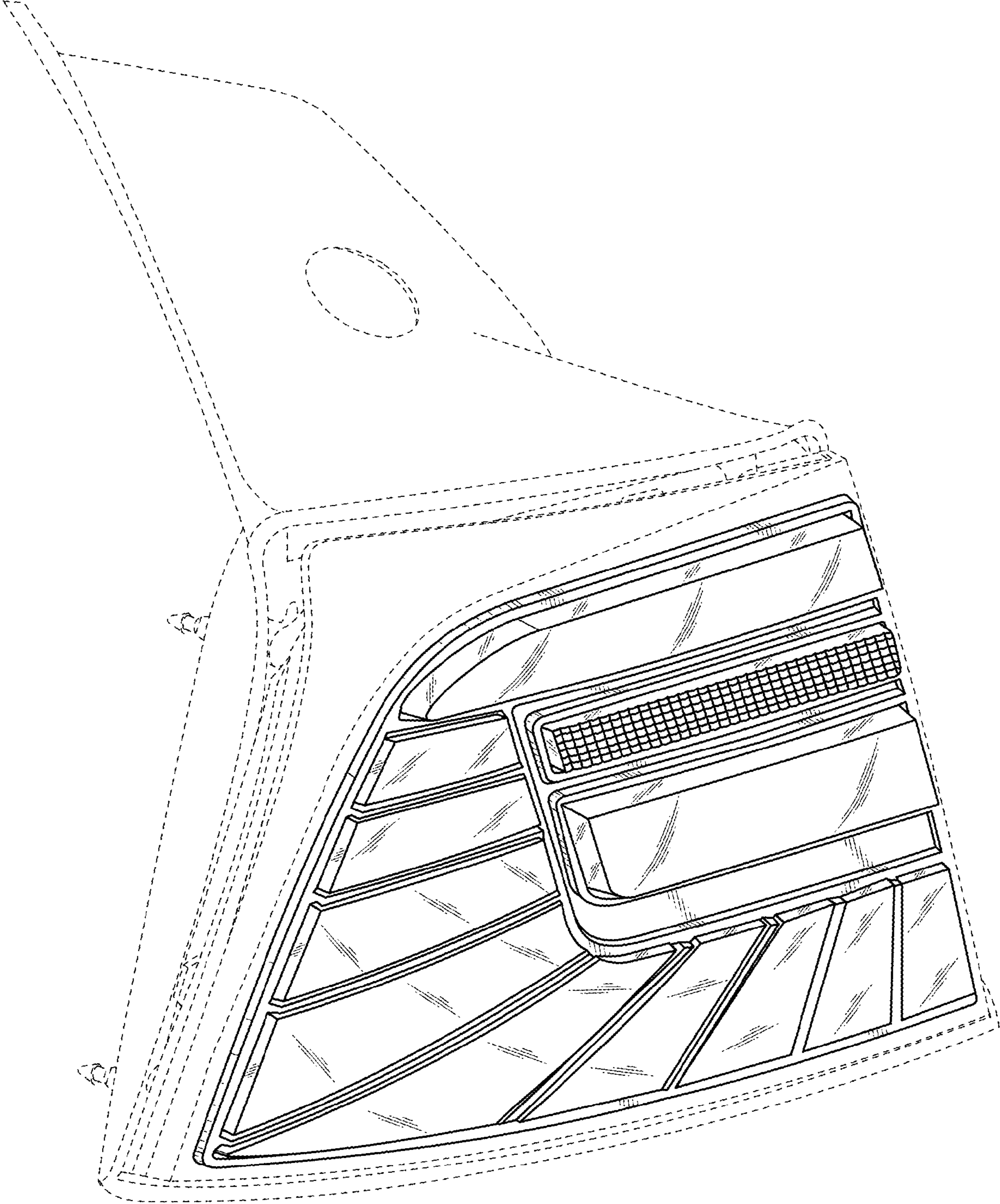


FIG. 1

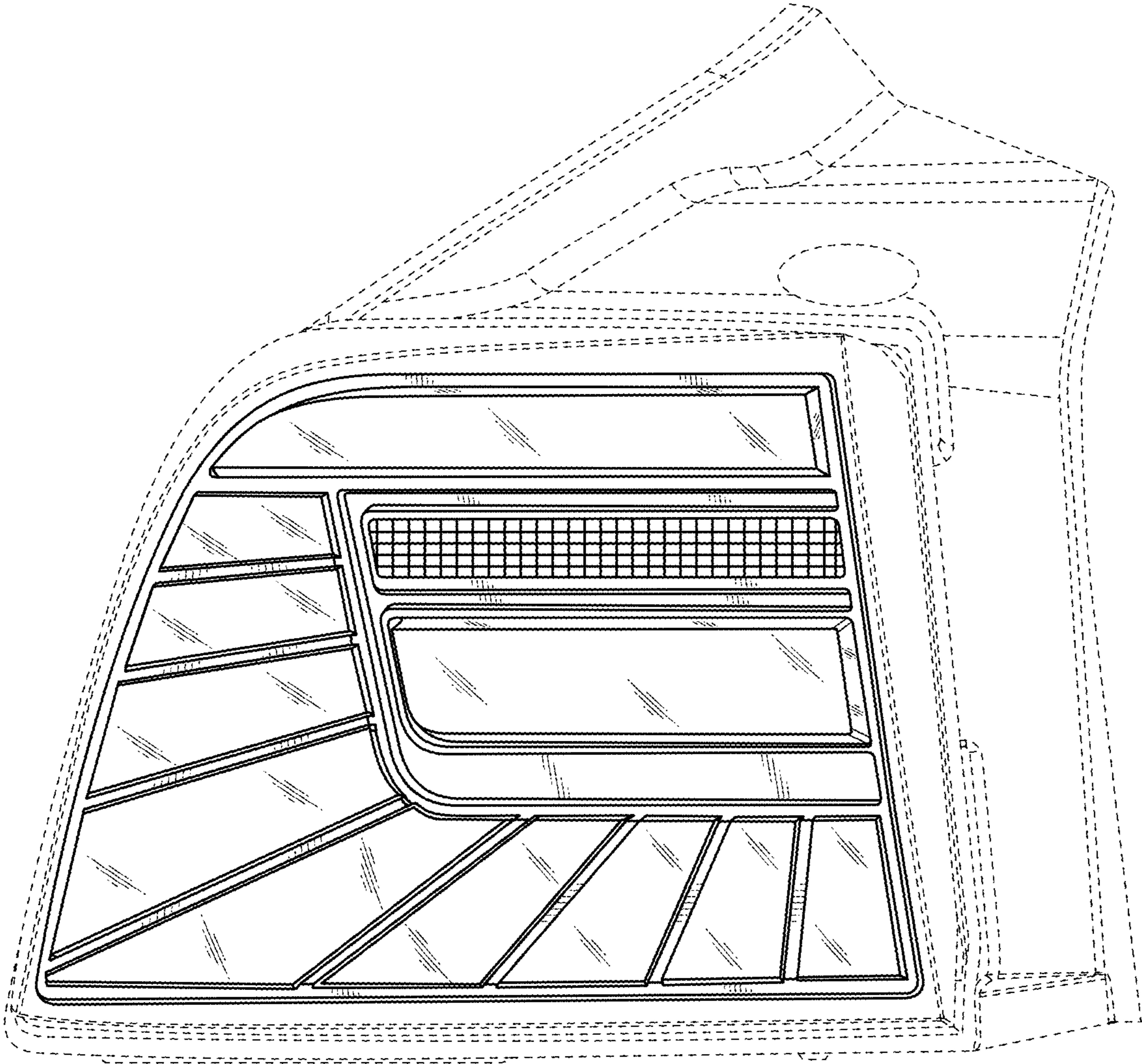


FIG. 2

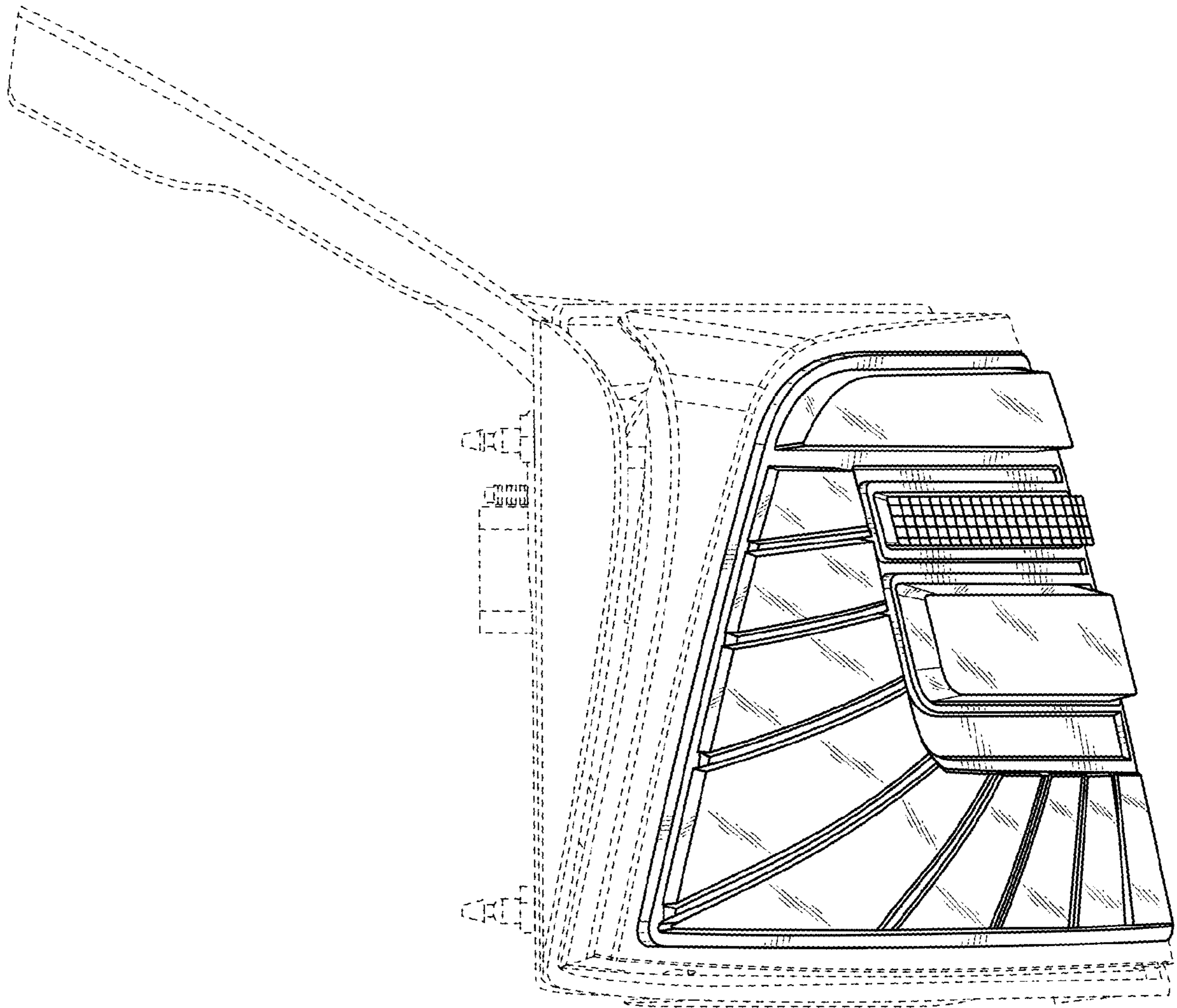


FIG. 3

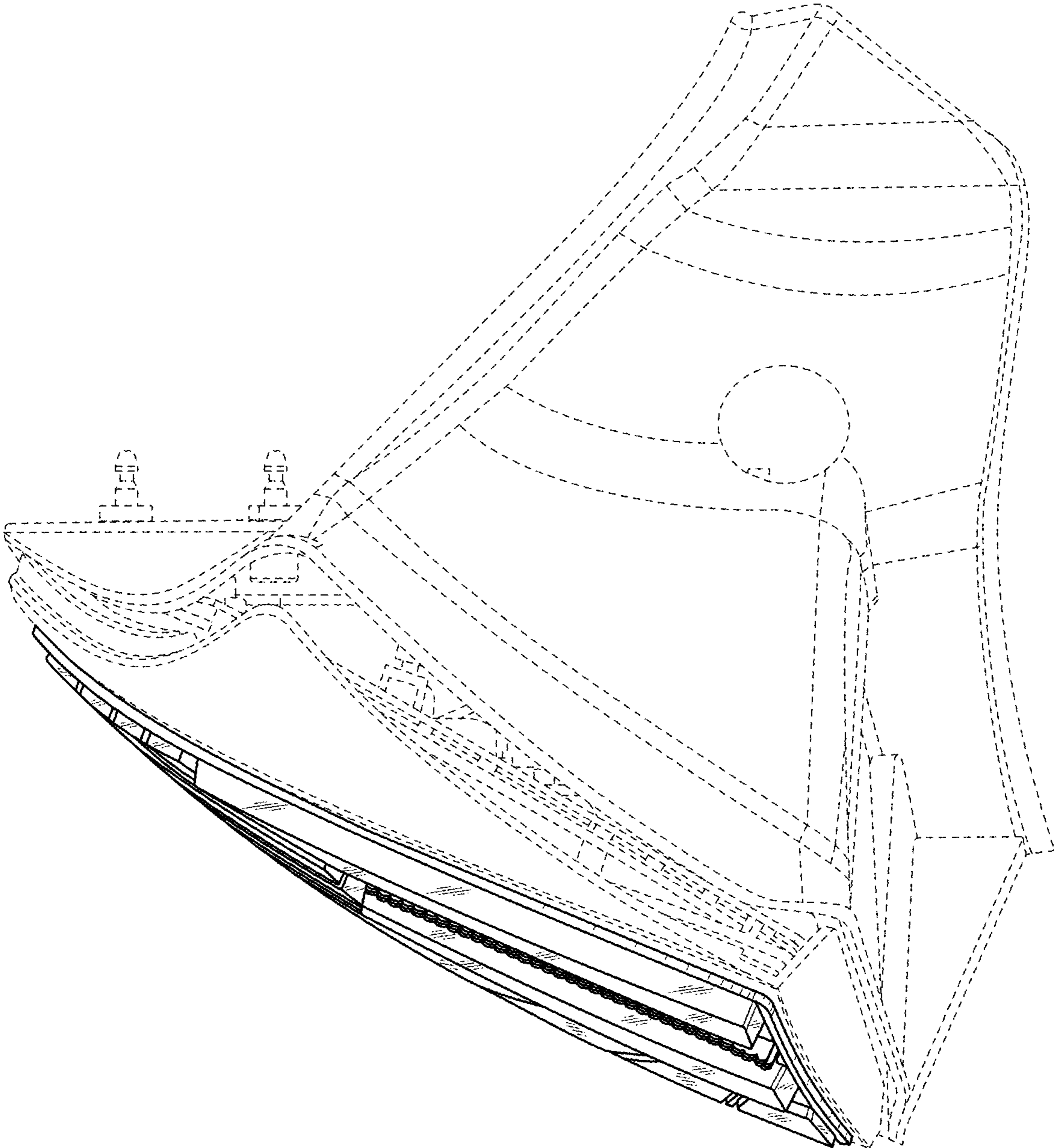


FIG. 4

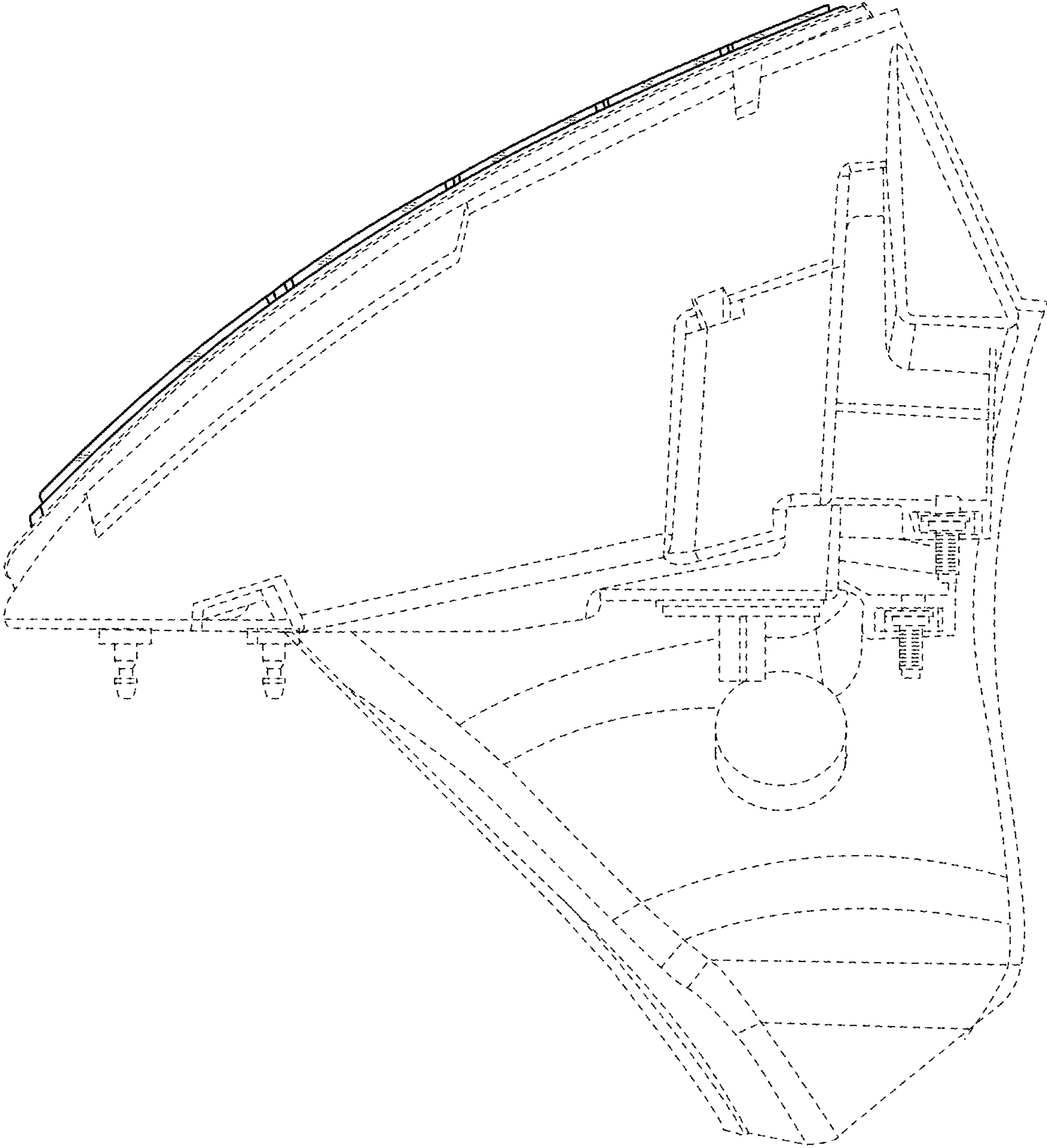


FIG. 5