



US00D982730S

(12) **United States Design Patent**
Voelker et al.

(10) **Patent No.:** **US D982,730 S**

(45) **Date of Patent:** **** Apr. 4, 2023**

- (54) **TUBE**
- (71) Applicant: **Caterpillar Inc.**, Deerfield, IL (US)
- (72) Inventors: **James M. Voelker**, Metamora, IL (US);
Joseph L. Kennedy, Zionsville, IN (US);
Neil A. Terry, Edelstein, IL (US);
Nirag Sheth, Peoria, IL (US)

- 2007/0277964 A1* 12/2007 Higashiyama F28F 9/0246
62/515
- 2008/0185130 A1* 8/2008 Fang F28D 1/05383
165/177
- 2008/0223560 A1* 9/2008 Hoenisch F28D 1/05383
165/145
- 2009/0065183 A1* 3/2009 Uneno F28F 1/40
165/173

(Continued)

(73) Assignee: **Caterpillar Inc.**, Peoria, IL (US)

FOREIGN PATENT DOCUMENTS

(**) Term: **15 Years**

JP 2000-329487 11/2000

(21) Appl. No.: **29/695,311**

OTHER PUBLICATIONS

(22) Filed: **Jun. 18, 2019**

Natasha Fintubes PVT. Ltd., Turbo-Chill Tubes, available at least as early as Jun. 17, 2019.

(51) **LOC (14) Cl.** **23-03**

(52) **U.S. Cl.**
USPC **D23/323**

(58) **Field of Classification Search**
USPC D15/5, 28, 199; D23/323, 314, 322, 341
CPC F28F 1/022; F28F 1/02; F28F 1/40; F28F
1/08; F28F 1/10; F28F 1/025
See application file for complete search history.

Primary Examiner — Ania Aman
(74) *Attorney, Agent, or Firm* — Saidman Design Law Group

(57) **CLAIM**

The ornamental design for a tube, as shown and described.

(56) **References Cited**

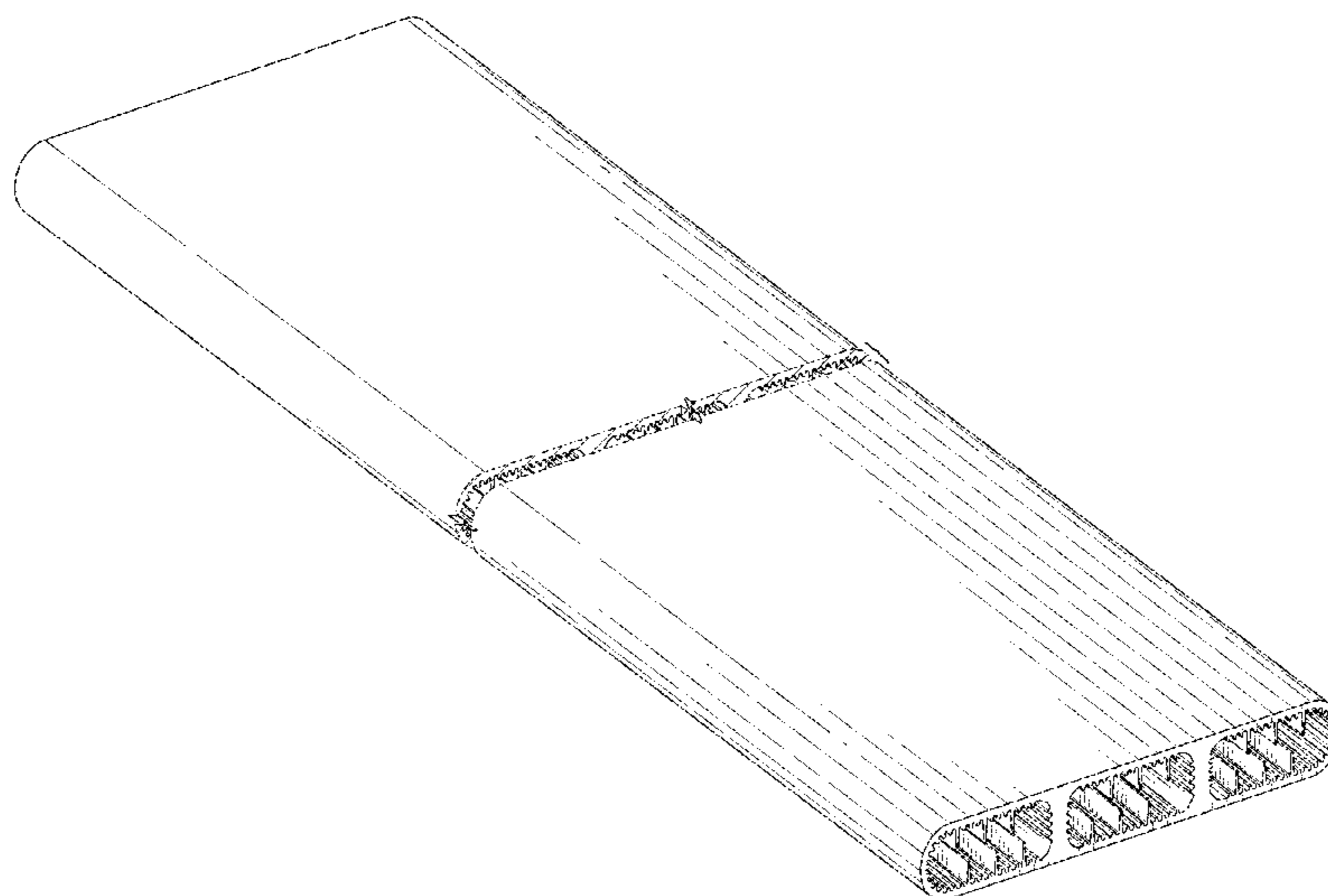
U.S. PATENT DOCUMENTS

- 1,854,421 A * 4/1932 Olson B01D 5/0009
165/145
- 5,036,909 A * 8/1991 Whitehead F28F 1/40
62/526
- 6,000,467 A * 12/1999 Tokizaki F28F 1/40
165/110
- 2001/0004935 A1* 6/2001 Sanada F28F 1/022
165/110
- 2001/0029748 A1* 10/2001 Burk F25B 39/04
62/498
- 2001/0047861 A1* 12/2001 Maeda B23K 1/0012
228/262.42
- 2005/0145380 A1* 7/2005 Usui F28F 1/00
165/177
- 2005/0262864 A1* 12/2005 Des Champs F28F 1/40
165/172
- 2007/0044939 A1 3/2007 Hummel et al.

DESCRIPTION

FIG. 1 is a perspective view of a tube showing our new design;
FIG. 2 is a front view thereof;
FIG. 3 is a rear view thereof;
FIG. 4 is a left side view thereof;
FIG. 5 is a right side view thereof;
FIG. 6 is a top view thereof; and,
FIG. 7 is a bottom view thereof.
The tube is shown with a symbolic break in length. The dot-dash-jagged broken lines, the brackets and the appearance of any portion between the break lines form no part of the claimed design.

1 Claim, 4 Drawing Sheets



(56)

References Cited

U.S. PATENT DOCUMENTS

2010/0300665 A1* 12/2010 Denoual F28F 3/048
29/890.03
2011/0000657 A1* 1/2011 Ruckwied F28F 1/022
165/181
2011/0203777 A1* 8/2011 Zhao F28D 15/0283
29/890.032
2013/0025832 A1* 1/2013 Yang F24S 10/502
165/104.34
2013/0098341 A1* 4/2013 Yoon F02B 29/0456
60/309
2014/0262163 A1* 9/2014 Deschamps F28D 5/02
29/890.03
2015/0338168 A1* 11/2015 Yoshioka F25B 39/04
165/104.21
2016/0305687 A1* 10/2016 Neidenberger F24H 1/145
2018/0313610 A1 11/2018 Fukada et al.
2020/0088470 A1* 3/2020 Yamamoto F28F 1/022
2021/0318073 A1* 10/2021 Wan F28D 15/0266

* cited by examiner

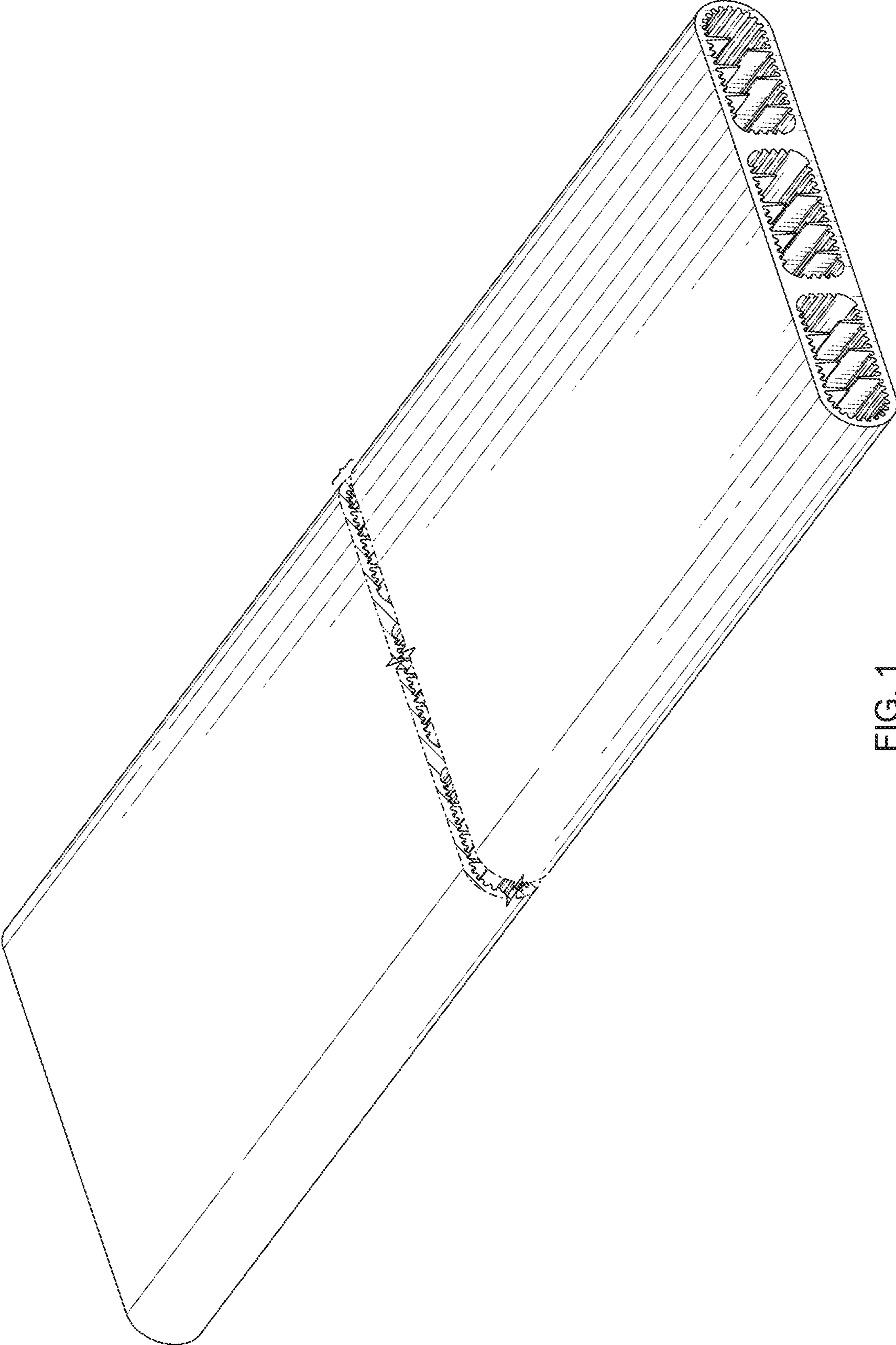


FIG. 1

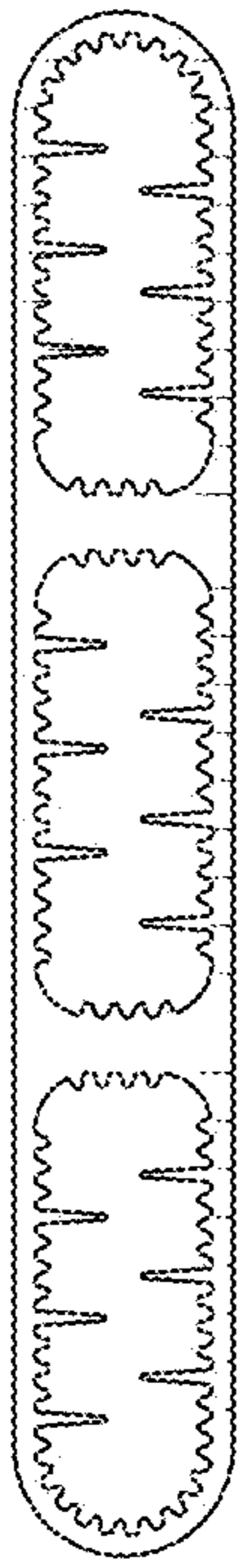


FIG. 2

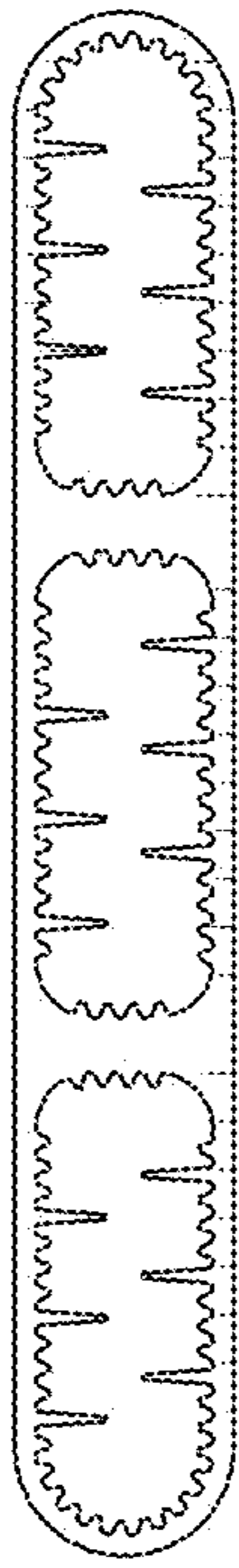


FIG. 3



FIG. 4



FIG. 5

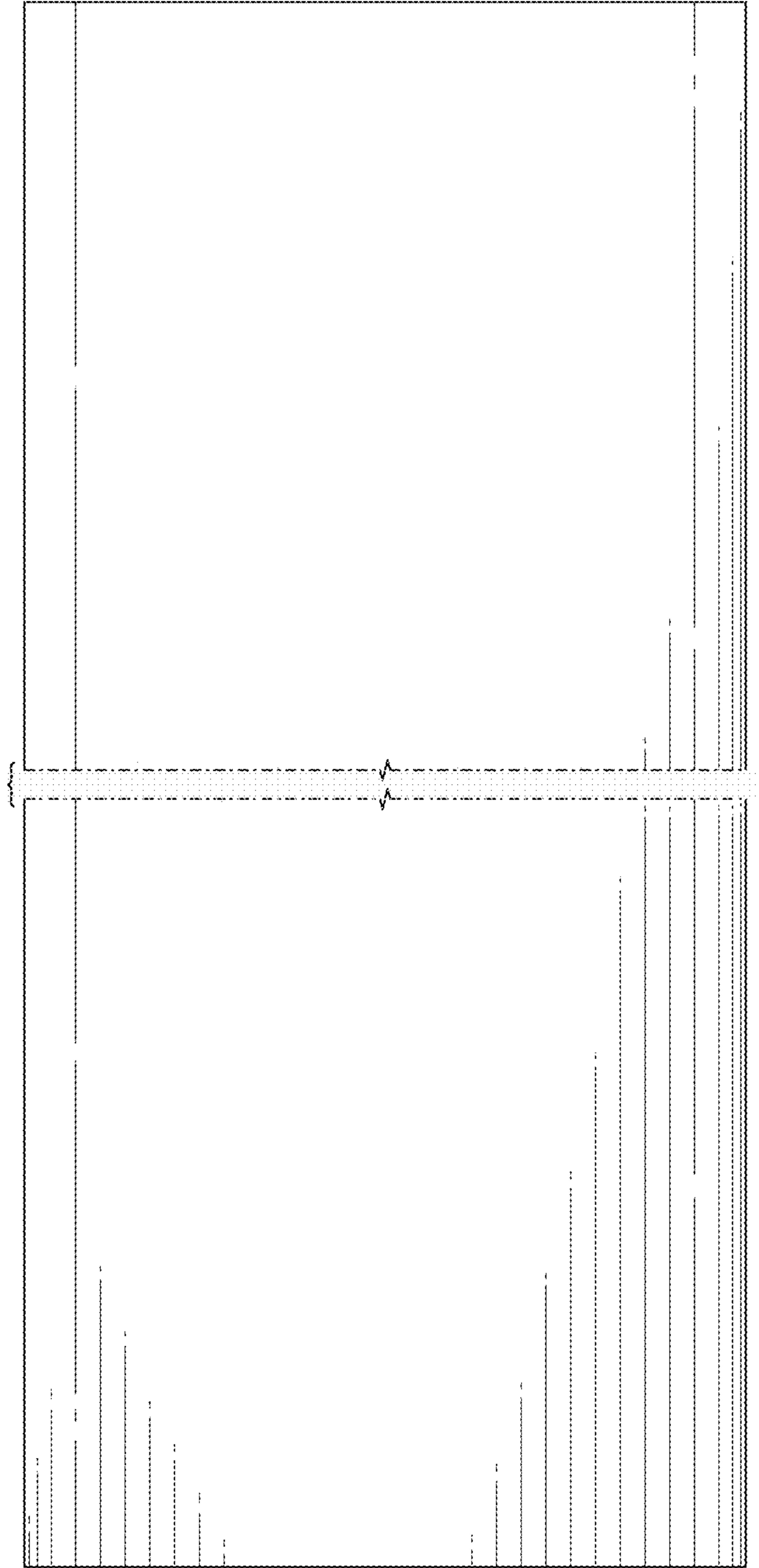


FIG. 6

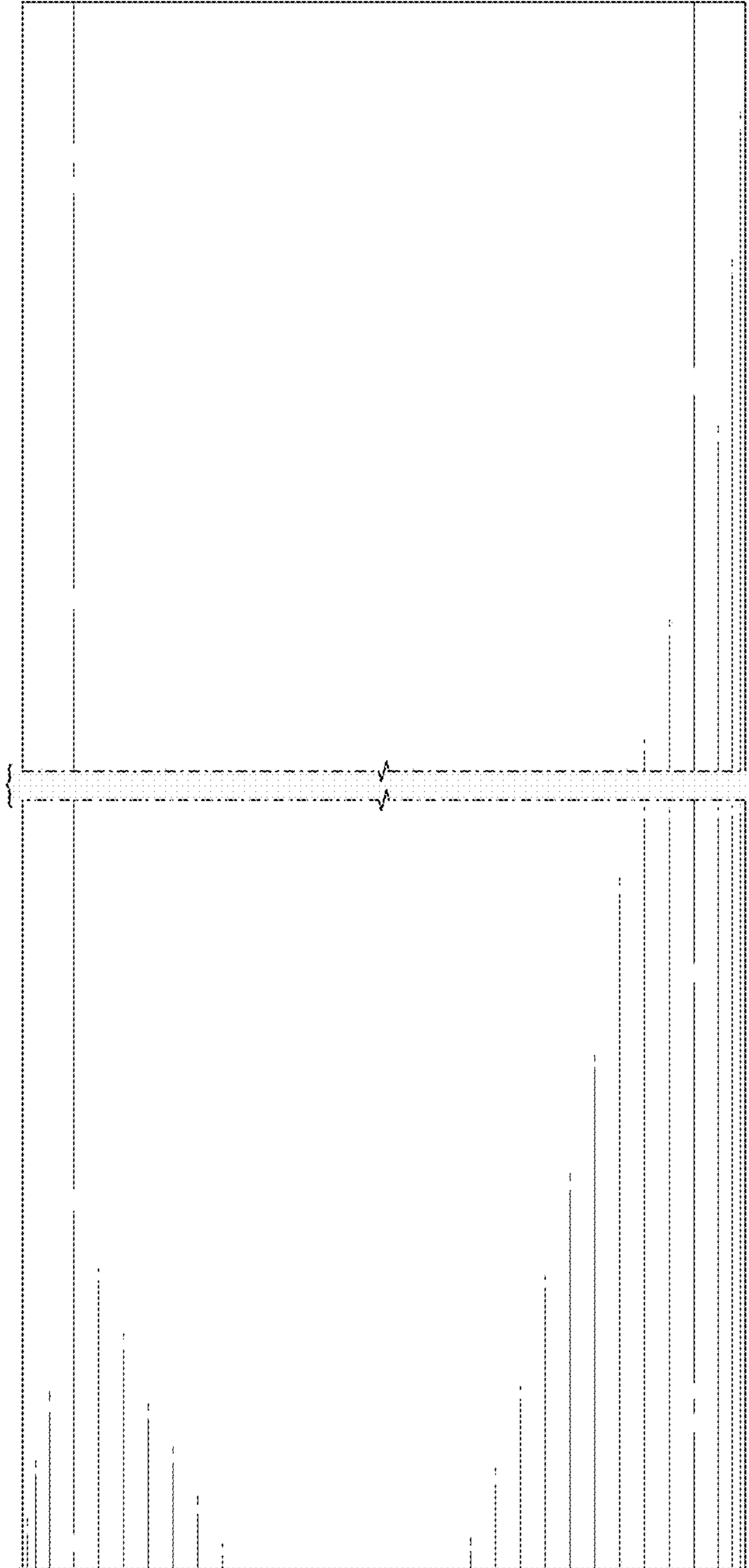


FIG. 7