



US00D982639S

(12) **United States Design Patent** (10) **Patent No.:** **US D982,639 S**
Ko (45) **Date of Patent:** **** *Apr. 4, 2023**

(54) **CONTACT LENS**

(71) Applicant: **PEGAVISION CORPORATION**,
Taoyuan (TW)

(72) Inventor: **Cheng-Hao Ko**, Taoyuan (TW)

(73) Assignee: **PEGAVISION CORPORATION**,
Taoyuan (TW)

(*) Notice: This patent is subject to a terminal disclaimer.

(**) Term: **15 Years**

(21) Appl. No.: **29/785,734**

(22) Filed: **May 27, 2021**

(30) **Foreign Application Priority Data**

Jan. 29, 2021 (TW) 110300509

(51) **LOC (14) Cl.** **16-06**

(52) **U.S. Cl.**
USPC **D16/101**

(58) **Field of Classification Search**
USPC D16/100, 101, 300, 303-304, 309,
D16/311-315, 317, 330, 331, 342;
D29/105-107, 110
CPC G02C 7/04; G02C 7/041; G02C 7/042;
G02C 7/043; G02C 7/044; G02C 7/045;
G02C 7/046; G02C 7/048; G02C 7/047;
G02C 7/049; A61M 2021/0044; A61F
9/00

See application file for complete search history.

(56) **References Cited**

U.S. PATENT DOCUMENTS

7,278,736 B2 * 10/2007 Ocampo G02C 7/046
351/159.28
D660,893 S * 5/2012 Wang D16/101
9,618,773 B2 * 4/2017 Clarke G02C 7/083
2005/0185134 A1 * 8/2005 Ocampo G02C 7/046
351/159.28
2019/0009482 A1 * 1/2019 Lai G02B 1/043

FOREIGN PATENT DOCUMENTS

CN 307061129 * 1/2022
JP D1624918 * 2/2019
JP D1662140 * 6/2020
KR 300863375.0000 * 7/2016

OTHER PUBLICATIONS

Dolly Kristin Gray, product availability unknown [online], date reviewed Sep. 16, 2022 [online], [site visited Sep. 16, 2022]; URL: <https://myeotd.com/collections/grey/products/hapa-kristin-dolly-kristin-gray-monthly-h71513j1> (Year: 2022).*

* cited by examiner

Primary Examiner — Bao-Yen T Nguyen

Assistant Examiner — Loryn K. Leblanc

(74) *Attorney, Agent, or Firm* — CKC & Partners Co., LLC

(57) **CLAIM**

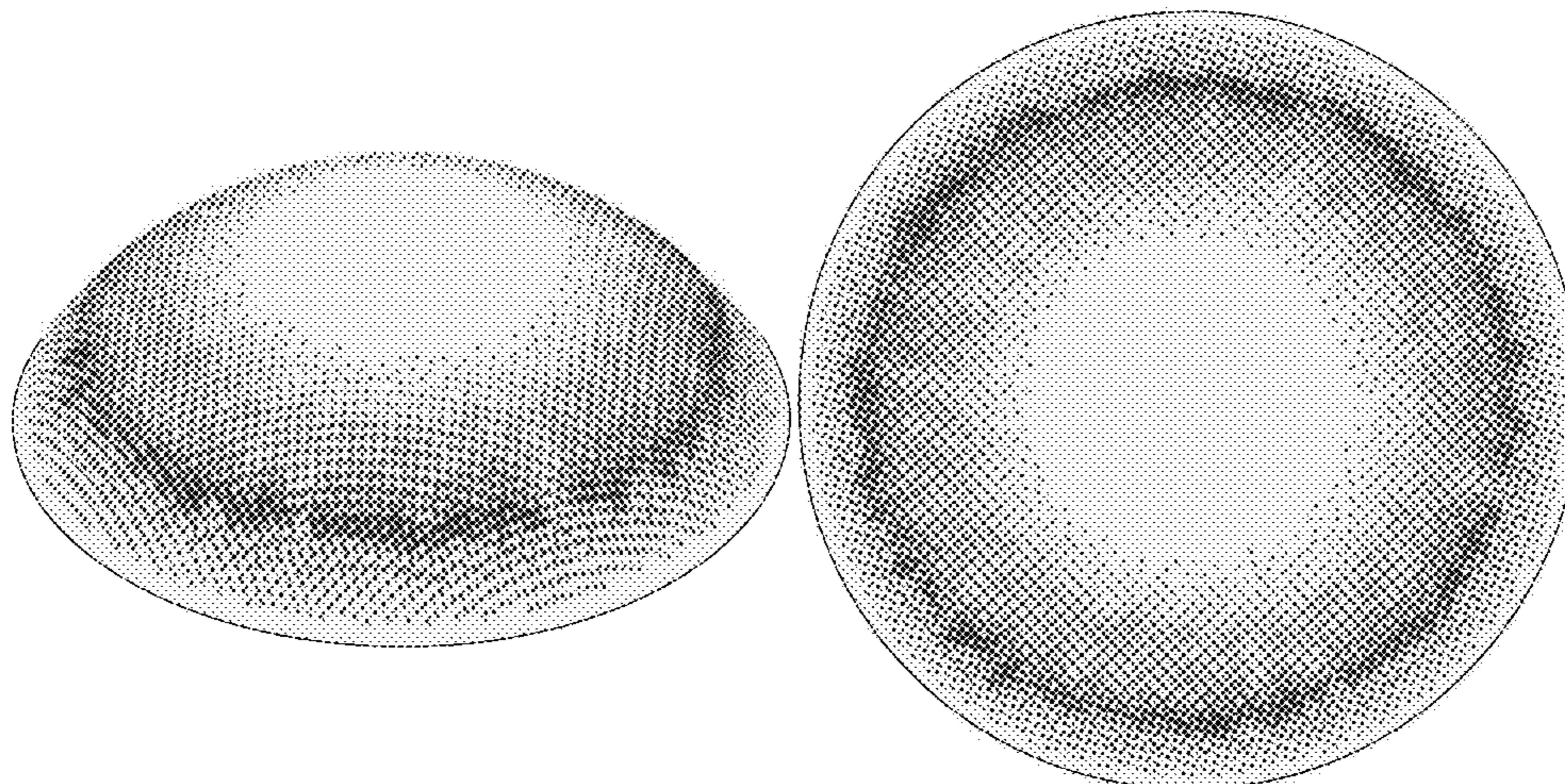
The ornamental design for a contact lens, as shown and described.

DESCRIPTION

The patent or application file contains at least one drawing executed in color. Copies of this patent or patent application publication with color drawing(s) will be provided by the Office upon request and payment of the necessary fee.

FIG. 1 is a front, top perspective view of a contact lens, showing the claimed design;
FIG. 2 is a front elevation view thereof;
FIG. 3 is a rear elevation view thereof;
FIG. 4 is a left side elevation view thereof;
FIG. 5 is a right side elevation view thereof;
FIG. 6 is a top plan view thereof; and,
FIG. 7 is a bottom plan view thereof.

1 Claim, 7 Drawing Sheets
(7 of 7 Drawing Sheet(s) Filed in Color)



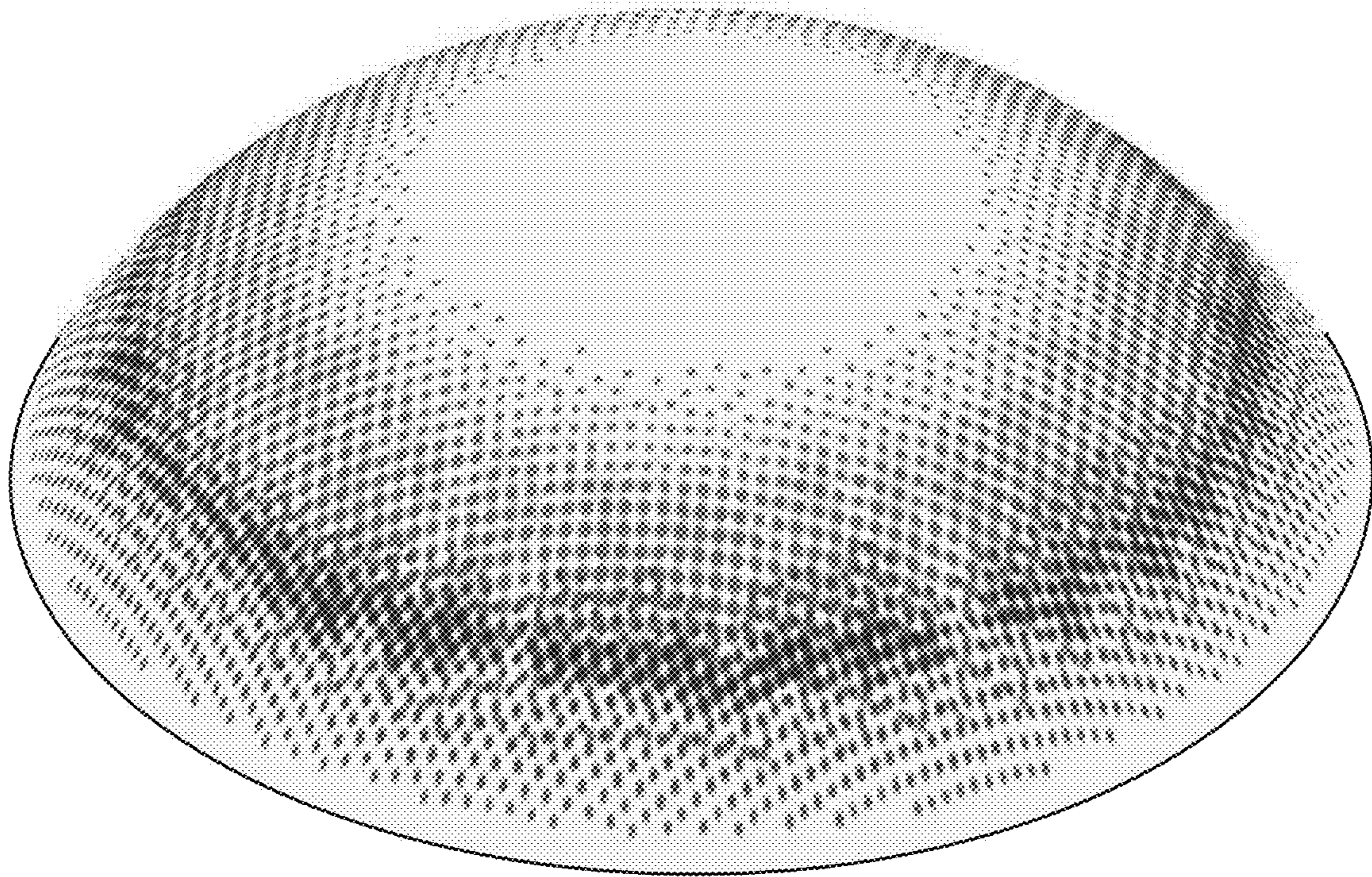


FIG. 1

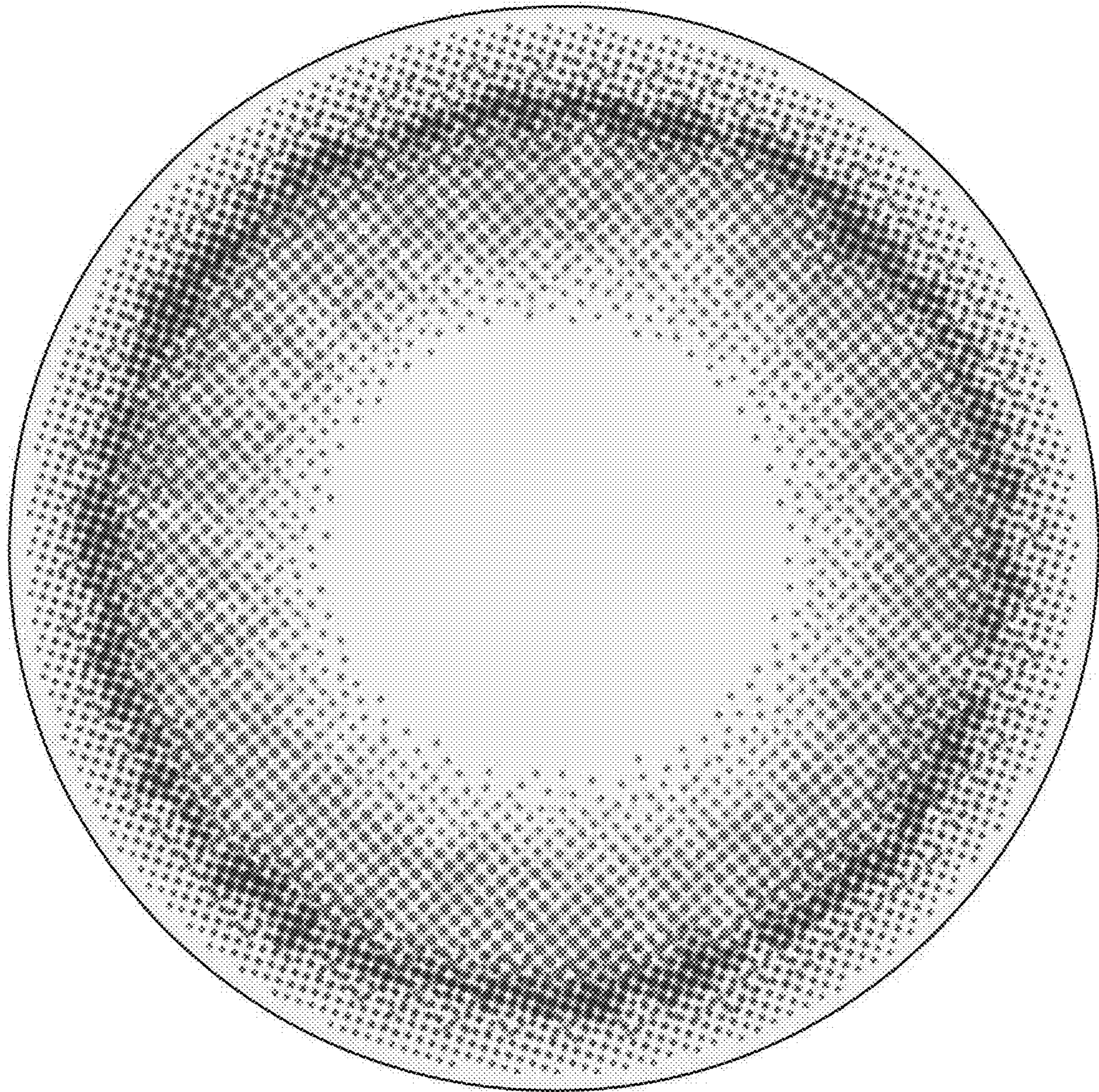


FIG. 2

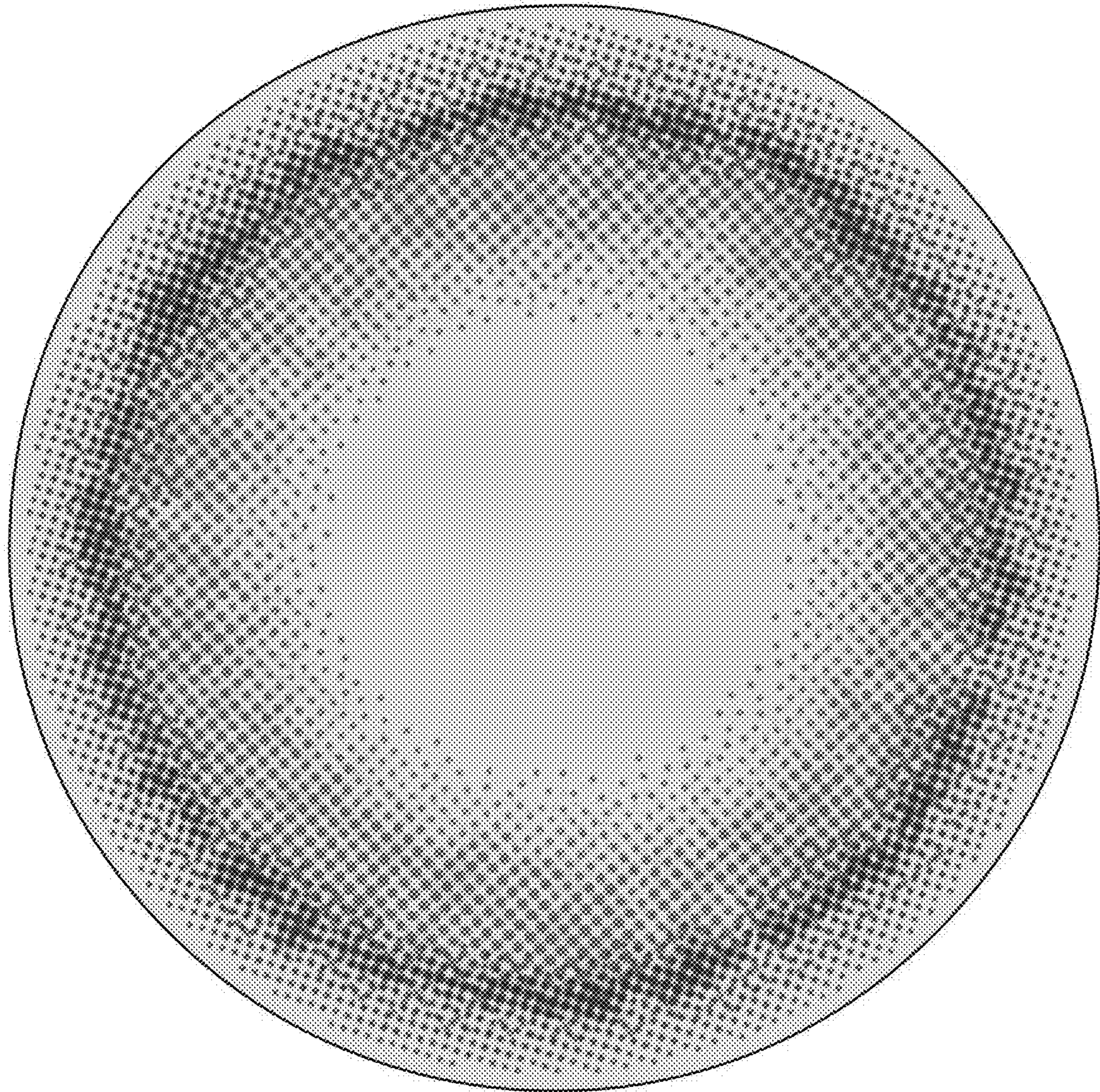


FIG. 3




FIG. 4




FIG. 5




FIG. 6




FIG. 7