



US00D982637S

(12) **United States Design Patent**
Smrtnik et al.

(10) **Patent No.:** **US D982,637 S**
(45) **Date of Patent:** **** Apr. 4, 2023**

(54) **STAND FOR A SINGLE WATCH WINDER**

7,927,009 B2 * 4/2011 Huang G04D 7/009
439/701

(71) Applicant: **Berišaj, napredne informacijske rešitve, d.o.o.**, Ljubljana (SI)

8,714,813 B2 * 5/2014 Liao H02J 50/10
320/108

(72) Inventors: **Klemen Smrtnik**, Vrhnika (SI); **Dejan Kos**, Ljubljana (SI)

D931,924 S * 9/2021 Huang D15/199
2005/0254352 A1 * 11/2005 Wolf, V G04D 7/009
368/206

2006/0028922 A1 * 2/2006 Wolf G04D 7/009
368/316

(**) Term: **15 Years**

(Continued)

(21) Appl. No.: **35/512,880**

FOREIGN PATENT DOCUMENTS

(22) Filed: **Jun. 7, 2021**

EP 2345939 B1 * 10/2014 G04B 3/006
WO WO-2021079005 A1 * 4/2021 G04D 7/009

(80) **Hague Agreement Data**

Int. Filing Date: **Jun. 7, 2021**

Int. Reg. No.: **DM/217094**

Int. Reg. Date: **Jun. 7, 2021**

Int. Reg. Pub. Date: **Nov. 12, 2021**

Primary Examiner — Patricia A Palasik

(51) **LOC (14) Cl.** **15-99**

(52) **U.S. Cl.**

USPC **D15/199**

(58) **Field of Classification Search**

USPC D3/373-294, 298; D9/414, 418, 420,
D9/421, 423, 431-432; D15/199

CPC ... G04B 5/00; G04B 5/04; G04D 7/00; G04D
7/009

See application file for complete search history.

(57) **CLAIM**

The ornamental design for a stand for a single watch winder, as shown and described.

DESCRIPTION

The patent or application file contains at least one drawing executed in color. Copies of this patent or patent application publication with color drawing(s) will be provided by the Office upon request and payment of the necessary fee.

1. Stand for a single watch winder

1.1 : Perspective

1.2 : Front

1.3 : Right

1.4 : Back

1.5 : Top

The protection is not sought for the exact pattern of the marble; the light reflections on the surface of the claimed design and the glow/shades underneath the claimed design are for illustrative purposes only and form no part of the claimed design; the left-side view of the claimed design is omitted because it is a mirror image of the right-side view of the claimed design (reproduction 1.3).

(56) **References Cited**

U.S. PATENT DOCUMENTS

5,988,871 A * 11/1999 Bonnet G04B 3/006
81/7.5

D440,583 S * 4/2001 Greene, Jr. G04D 7/009
D15/199

D452,256 S * 12/2001 Wolf D15/199


D513,024 S * 12/2005 Christianson G04D 7/009
D15/199

7,530,733 B2 * 5/2009 Louie G04D 7/009
81/7.5

7,575,367 B2 * 8/2009 Wolf, V G04D 7/009
81/7.5

D607,028 S * 12/2009 Subilia D15/199

1 Claim, 5 Drawing Sheets
(5 of 5 Drawing Sheet(s) Filed in Color)



(56)


References Cited

U.S. PATENT DOCUMENTS


2007/0223319 A1* 9/2007 Hill G04D 7/009
368/206
2010/0165798 A1* 7/2010 Huang G04D 7/009
368/206
2017/0115628 A1* 4/2017 Marechal G04B 5/04

* cited by examiner


1.1




1.2



1.3



1.4



1.5

