



US00D982627S

(12) **United States Design Patent** (10) **Patent No.:** **US D982,627 S**  
**Shibayama et al.** (45) **Date of Patent:** **\*\* Apr. 4, 2023**

(54) **GAS INJECTOR FOR METAL POWDER MANUFACTURING EQUIPMENT**

(71) Applicant: **Mitsubishi Heavy Industries, Ltd.**, Tokyo (JP)

(72) Inventors: **Takashi Shibayama**, Yokohama (JP); **Shigenobu Eguchi**, Yokohama (JP); **Shinya Imano**, Yokohama (JP)

(73) Assignee: **MITSUBISHI HEAVY INDUSTRIES, LTD.**, Tokyo (JP)

(\*\*) Term: **15 Years**

(21) Appl. No.: **29/770,235**

(22) Filed: **Feb. 10, 2021**

(51) **LOC (14) Cl.** ..... **15-09**

(52) **U.S. Cl.**  
USPC ..... **D15/138**

(58) **Field of Classification Search**  
USPC ..... D15/135, 138; D23/213; D26/35, 86, D26/118  
CPC ..... B22F 9/082; B22F 1/00; B22F 2009/088  
See application file for complete search history.

(56) **References Cited**

**U.S. PATENT DOCUMENTS**

D737,489 S \* 8/2015 Russell ..... D26/50  
2020/0246874 A1\* 8/2020 Shibayama ..... B22F 9/082  
2022/0080503 A1\* 3/2022 Shibayama ..... B22F 3/003

**FOREIGN PATENT DOCUMENTS**

EP 3689512 A1 \* 8/2020 ..... B22F 9/082  
TW D218907 S \* 5/2022 ..... B22F 9/082  
TW D218908 S \* 5/2022  
WO 2019/112052 A1 6/2019

**OTHER PUBLICATIONS**

Fenix TK25 Red Version Flashlight, announced in YouTube on Feb. 9, 2018 [online], [site visited Oct. 26, 2022], Available from the internet URL:https://www.youtube.com/watch?v=lz7pvsmc8rE (Year: 2018).\*

“Gas Atomization System Using Our Original Additive Manufacturing Technology” Presented by Mitsubishi Hitachi Power Systems, Ltd. at Additive Manufacturing Expo Nagoya Apr. 16-19, 2019 (2 pgs.).

\* cited by examiner

*Primary Examiner* — Calvin E Vansant

*Assistant Examiner* — Eidiol Ghigliotty Torres

(74) *Attorney, Agent, or Firm* — Volpe Koenig

(57) **CLAIM**

The ornamental design for a gas injector for metal powder manufacturing equipment, as shown and described.

**DESCRIPTION**

FIG. 1 is a perspective view of a gas injector for metal powder manufacturing equipment showing our new design; FIG. 2 is a front view thereof; FIG. 3 is a top plan view thereof; FIG. 4 is a bottom plan view thereof; FIG. 5 is a cross-sectional view taken along line 5-5 in FIG. 2; and, FIG. 6 is a cross-sectional view taken along line 6-6 in FIG. 3.

The evenly-spaced broken lines illustrate portions of the gas injector for metal powder manufacturing equipment that form no part of the claimed design. The dash-dotted broken lines denote the boundary of the claim and form no part of the claimed design.

**1 Claim, 6 Drawing Sheets**

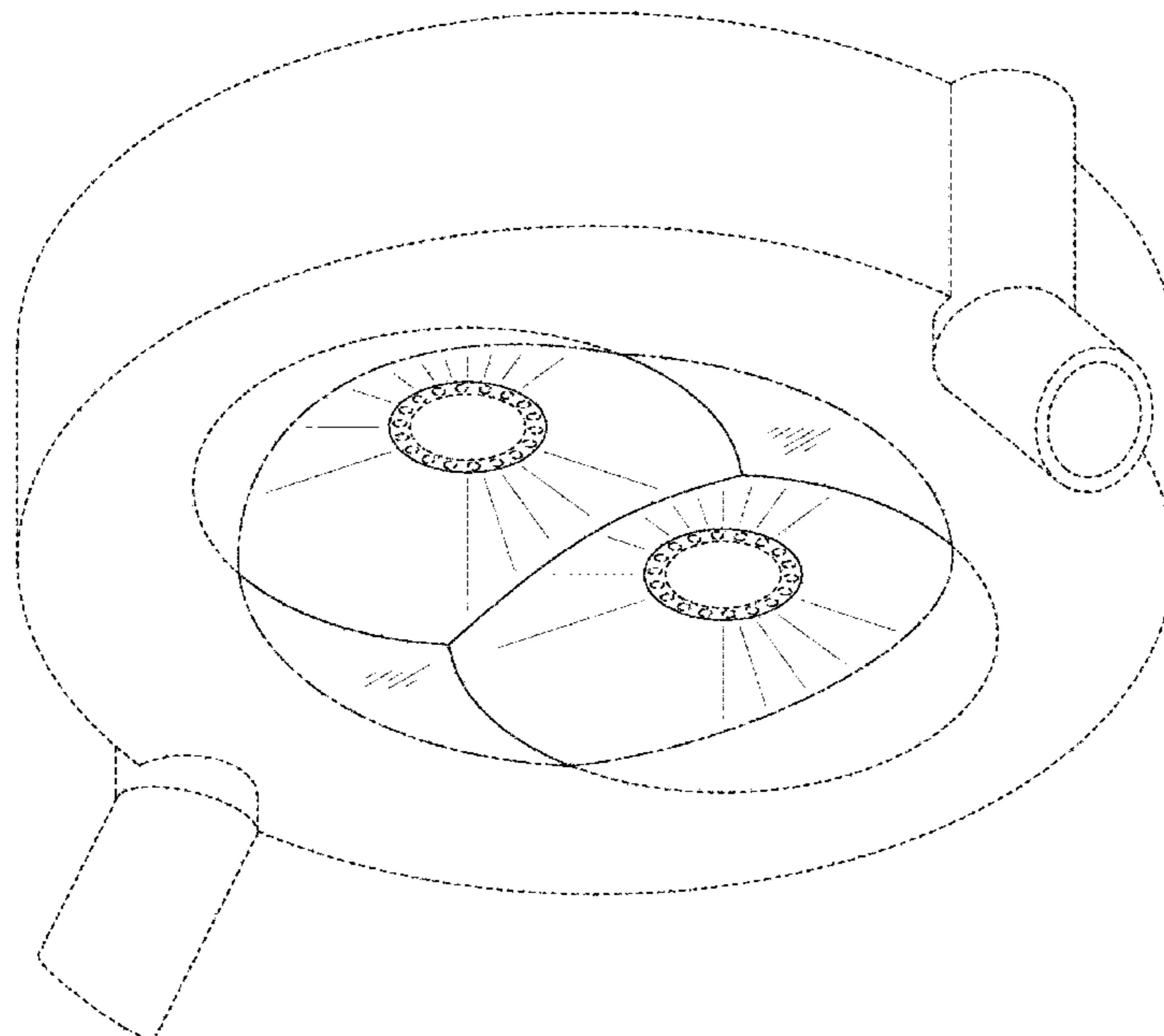


FIG.1

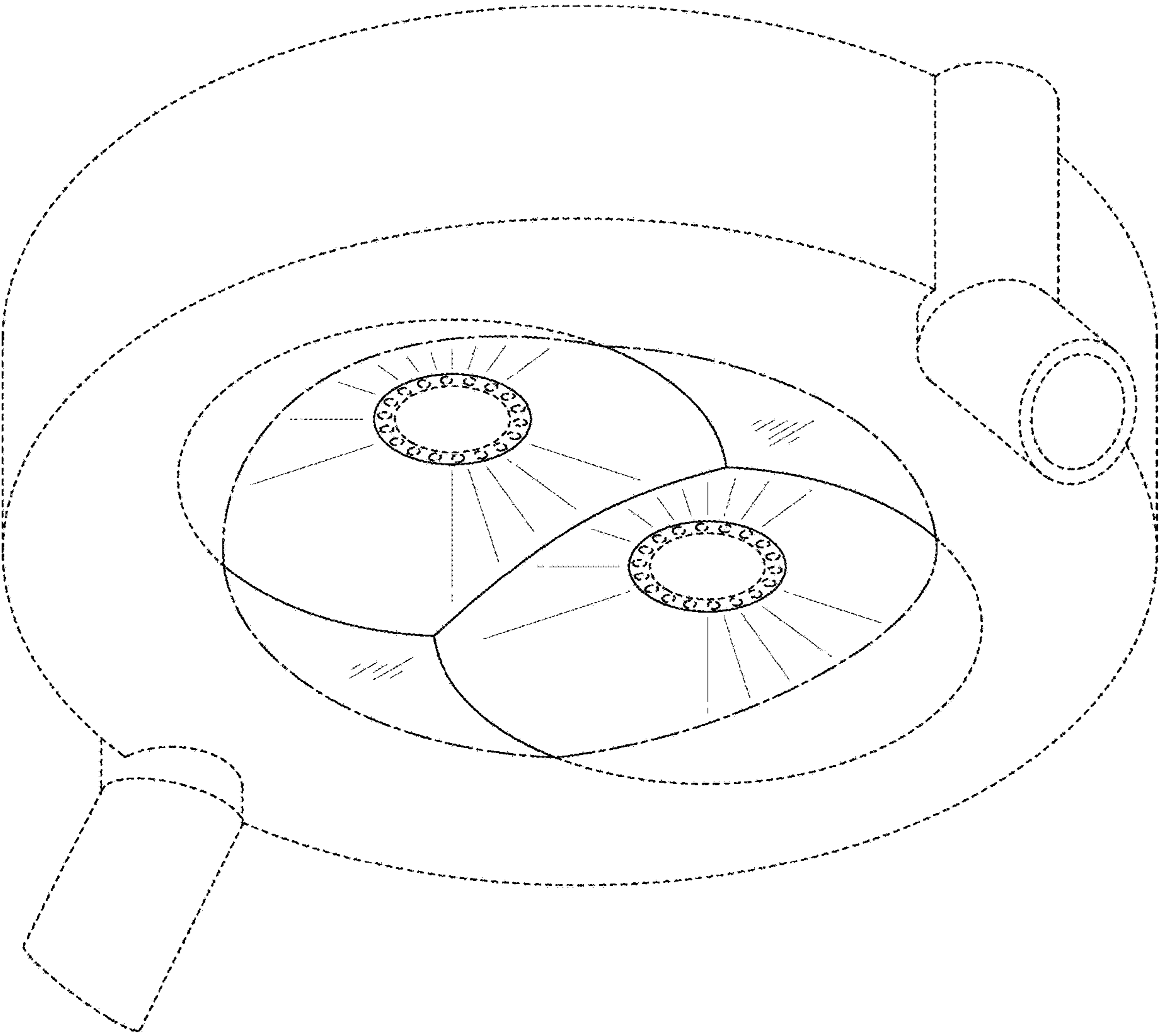
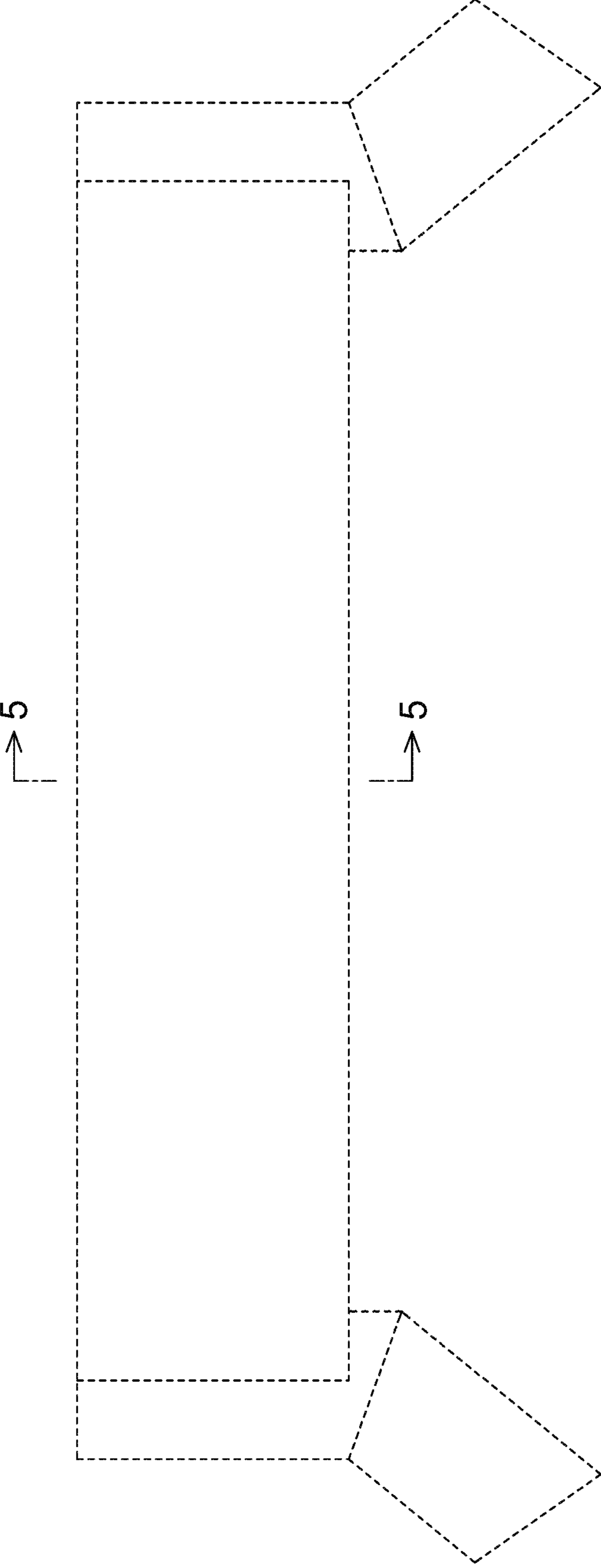


FIG.2






FIG. 3

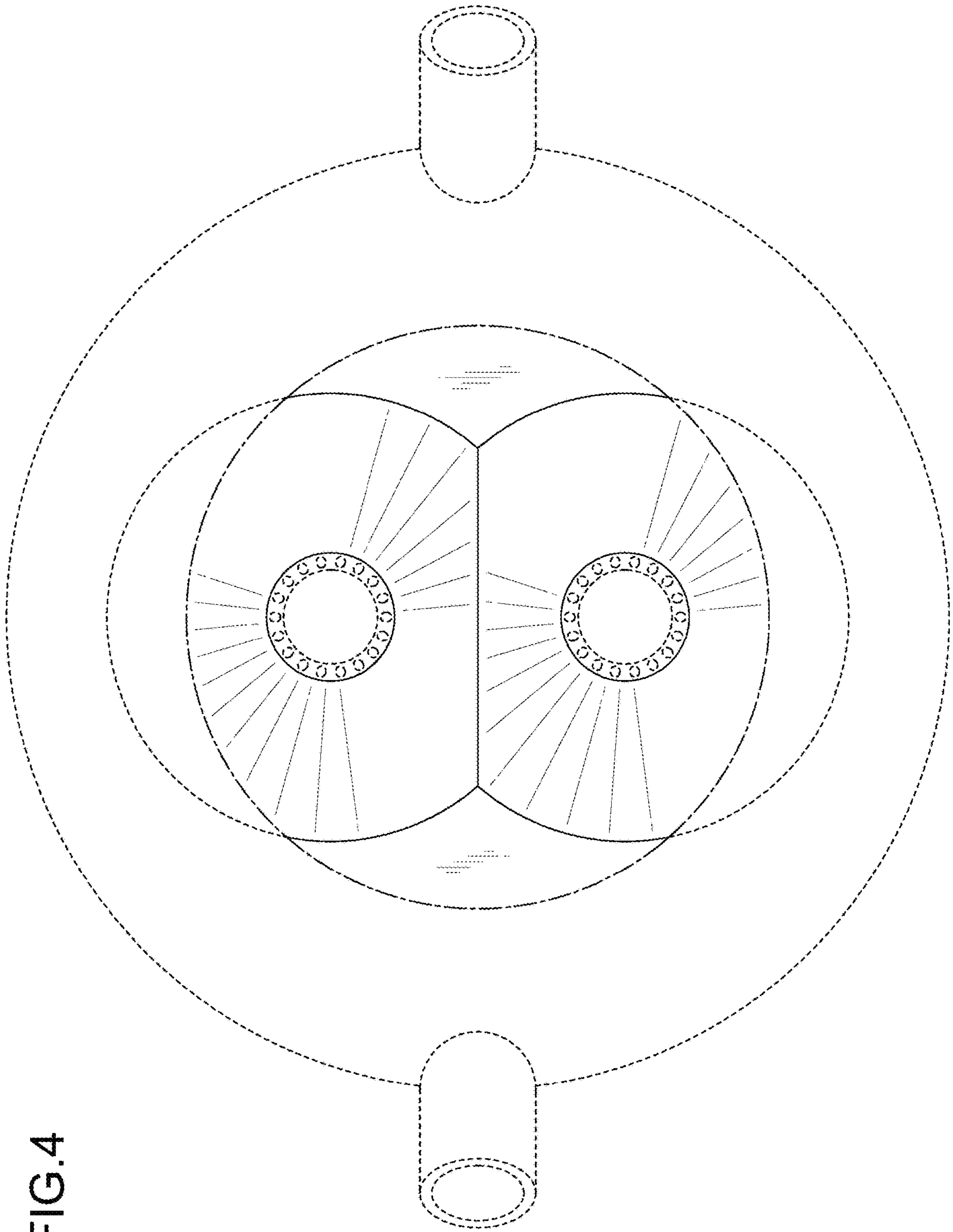


FIG. 4

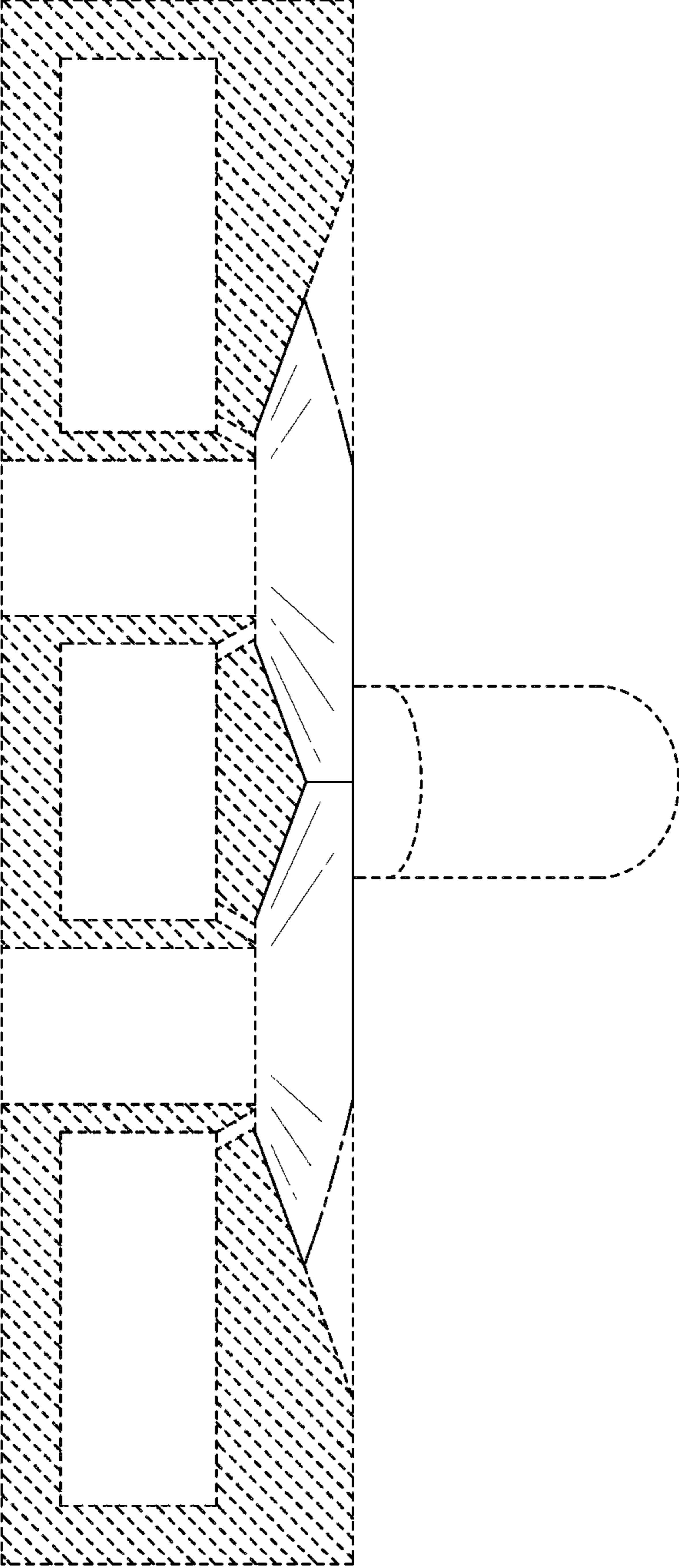
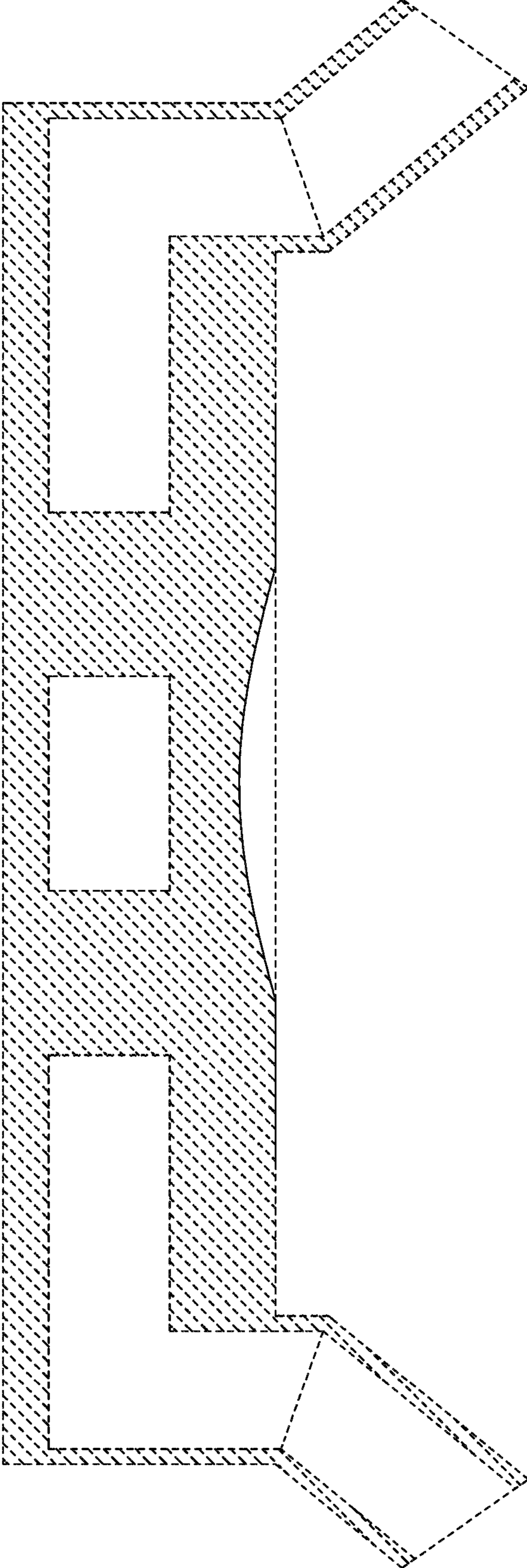


FIG.5

FIG.6



UNITED STATES PATENT AND TRADEMARK OFFICE  
**CERTIFICATE OF CORRECTION**

PATENT NO. : D982,627 S  
APPLICATION NO. : 29/770235  
DATED : April 4, 2023  
INVENTOR(S) : Shibayama et al.

Page 1 of 1

It is certified that error appears in the above-identified patent and that said Letters Patent is hereby corrected as shown below:

On the Title Page

Please insert:

--(30) Foreign Application Priority Data  
August 12, 2020 (JP) ..... 2020-016893--

Signed and Sealed this  
Twenty-third Day of May, 2023  
*Katherine Kelly Vidal*

Katherine Kelly Vidal  
*Director of the United States Patent and Trademark Office*