



US00D982584S

(12) **United States Design Patent** (10) **Patent No.:** **US D982,584 S**  
**Li et al.** (45) **Date of Patent:** **\*\* Apr. 4, 2023**

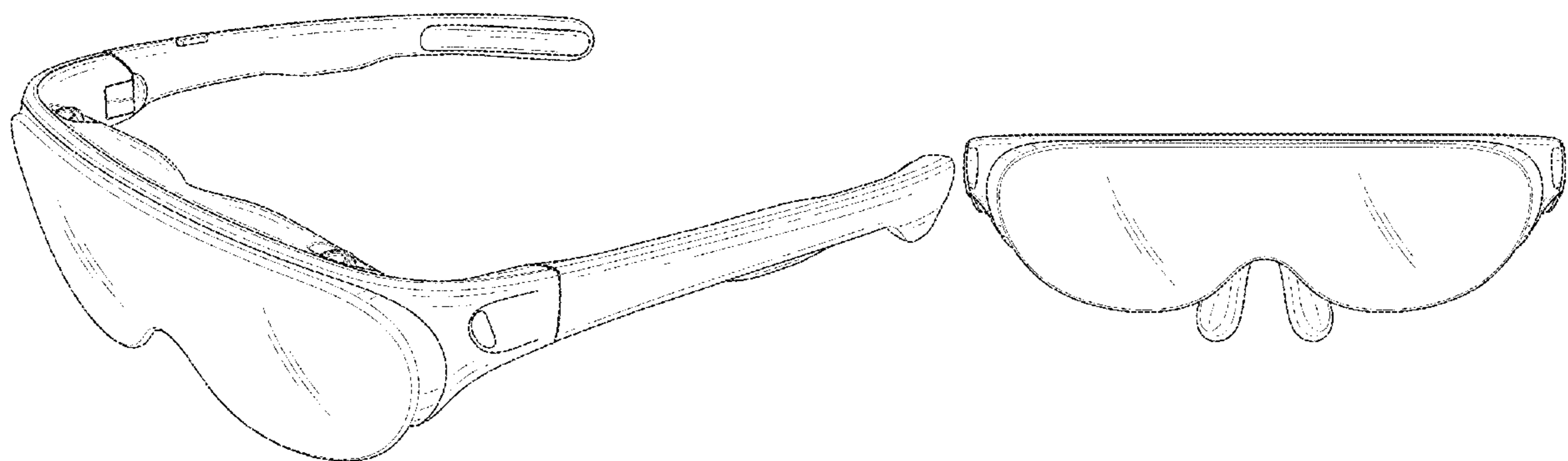
(54) **MIXED REALITY GLASSES**  
(71) Applicant: **HANGZHOU LINGBAN TECHNOLOGY CO. LTD.**, Hangzhou (CN)  
(72) Inventors: **Guoying Li**, Hangzhou (CN); **Kai Xia**, Hangzhou (CN)  
(73) Assignee: **HANGZHOU LINGBAN TECHNOLOGY CO. LTD.**, Hangzhou (CN)  
(\*\*) Term: **15 Years**  
(21) Appl. No.: **29/810,615**  
(22) Filed: **Oct. 6, 2021**  
(30) **Foreign Application Priority Data**  
Apr. 9, 2021 (CN) ..... 202130199464.0  
Aug. 26, 2021 (CN) ..... 202130559483.X  
(51) **LOC (14) Cl.** ..... **14-02**  
(52) **U.S. Cl.**  
USPC ..... **D14/372**  
(58) **Field of Classification Search**  
USPC ..... D14/372, 496, 432, 371, 125, 126, 129, D14/299; D16/300-342; 351/158, 153, 351/144; 345/7-9, 905; 455/344; 348/115, 53, 121, 739  
CPC ..... G02B 27/017; G02B 27/0158; G02B 27/0161; G02B 27/0181; G02B 27/0185; G02B 27/0189  
See application file for complete search history.

(56) **References Cited**  
U.S. PATENT DOCUMENTS  
D868,143 S \* 11/2019 Menachem ..... D16/313  
D870,727 S \* 12/2019 Nie ..... D14/372  
D892,790 S \* 8/2020 Moon ..... D14/372  
D892,791 S \* 8/2020 Moon ..... D14/372  
D900,097 S \* 10/2020 Wang ..... D14/372  
D917,478 S \* 4/2021 Wang ..... D14/372  
D937,261 S \* 11/2021 Ko ..... D14/372  
D943,574 S \* 2/2022 Lin ..... D14/372  
D946,572 S \* 3/2022 Asemani ..... D14/372  
11,506,904 B1 \* 11/2022 Zeng ..... G06F 3/011  
D972,735 S \* 12/2022 Keller ..... D24/186  
2017/0102543 A1 \* 4/2017 Vallius ..... G06T 19/006  
\* cited by examiner  
*Primary Examiner* — Austin Murphy  
(74) *Attorney, Agent, or Firm* — Getech Law LLC; Jun Ye

(57) **CLAIM**  
The ornamental design for mixed reality glasses, as shown and described.

**DESCRIPTION**  
FIG. 1 is a top perspective view of a pair of mixed reality glasses, showing our new design;  
FIG. 2 is a front view thereof;  
FIG. 3 is a back view thereof;  
FIG. 4 is a right view thereof;  
FIG. 5 is a left view thereof;  
FIG. 6 is a top view thereof; and,  
FIG. 7 is a bottom view thereof.

**1 Claim, 7 Drawing Sheets**



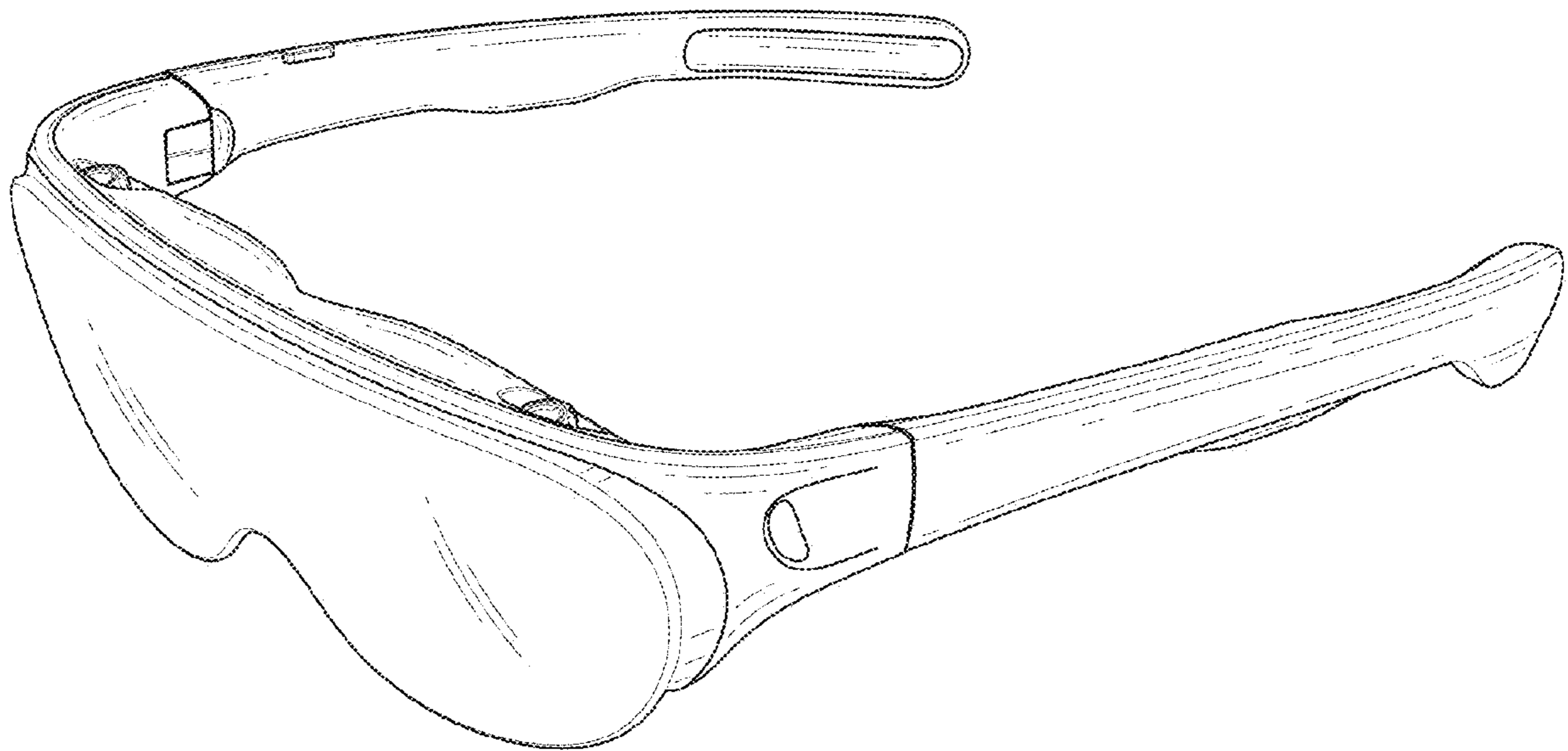


FIG. 1

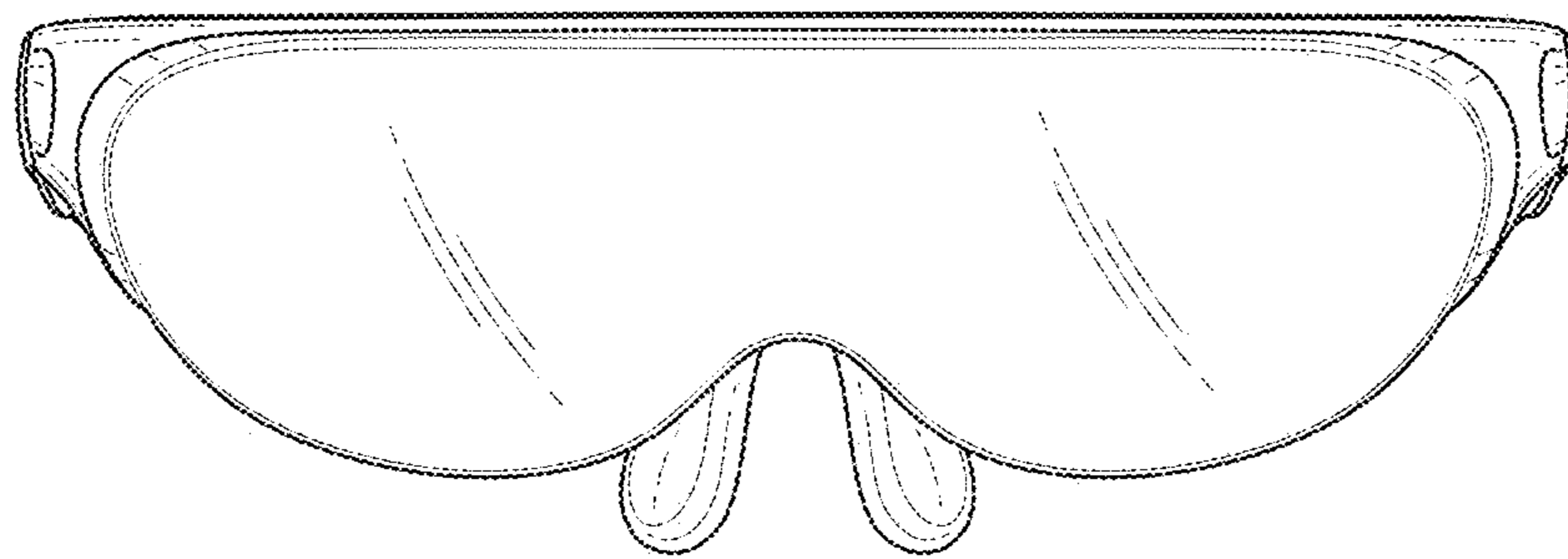


FIG. 2

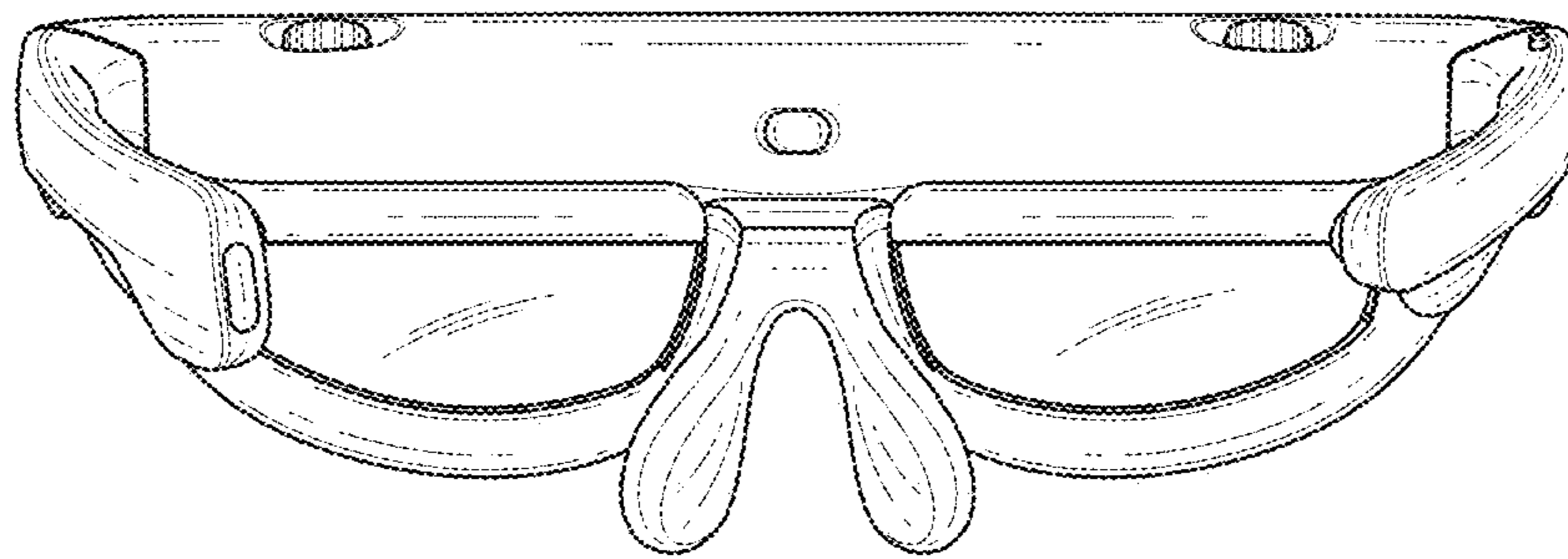


FIG. 3



FIG. 4

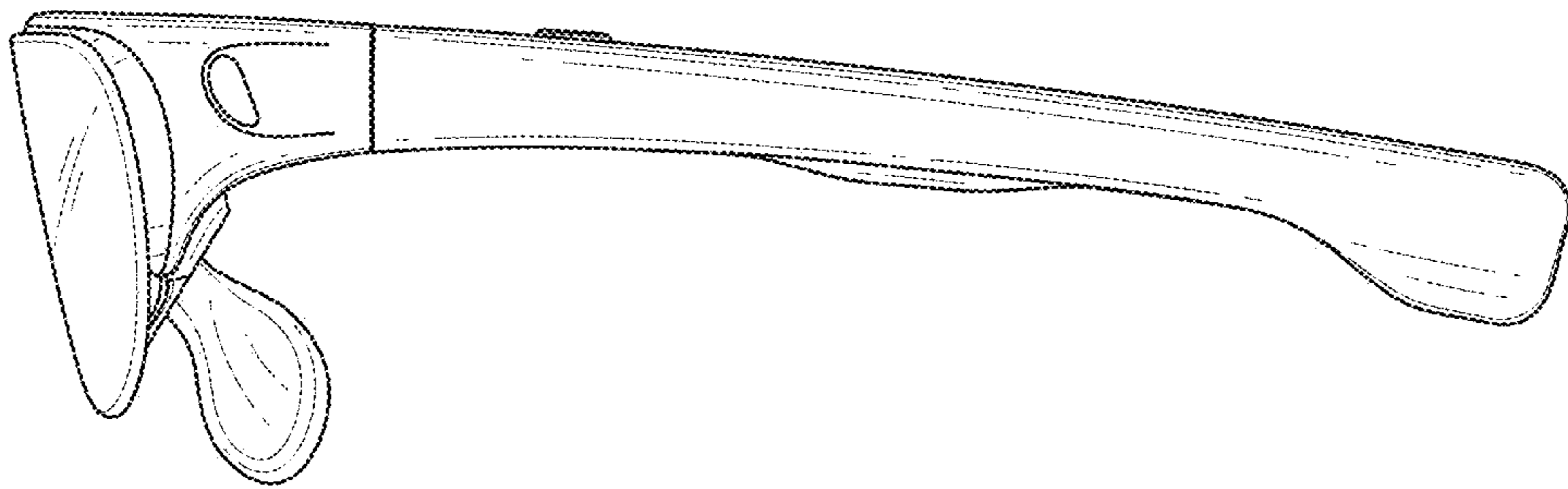


FIG. 5

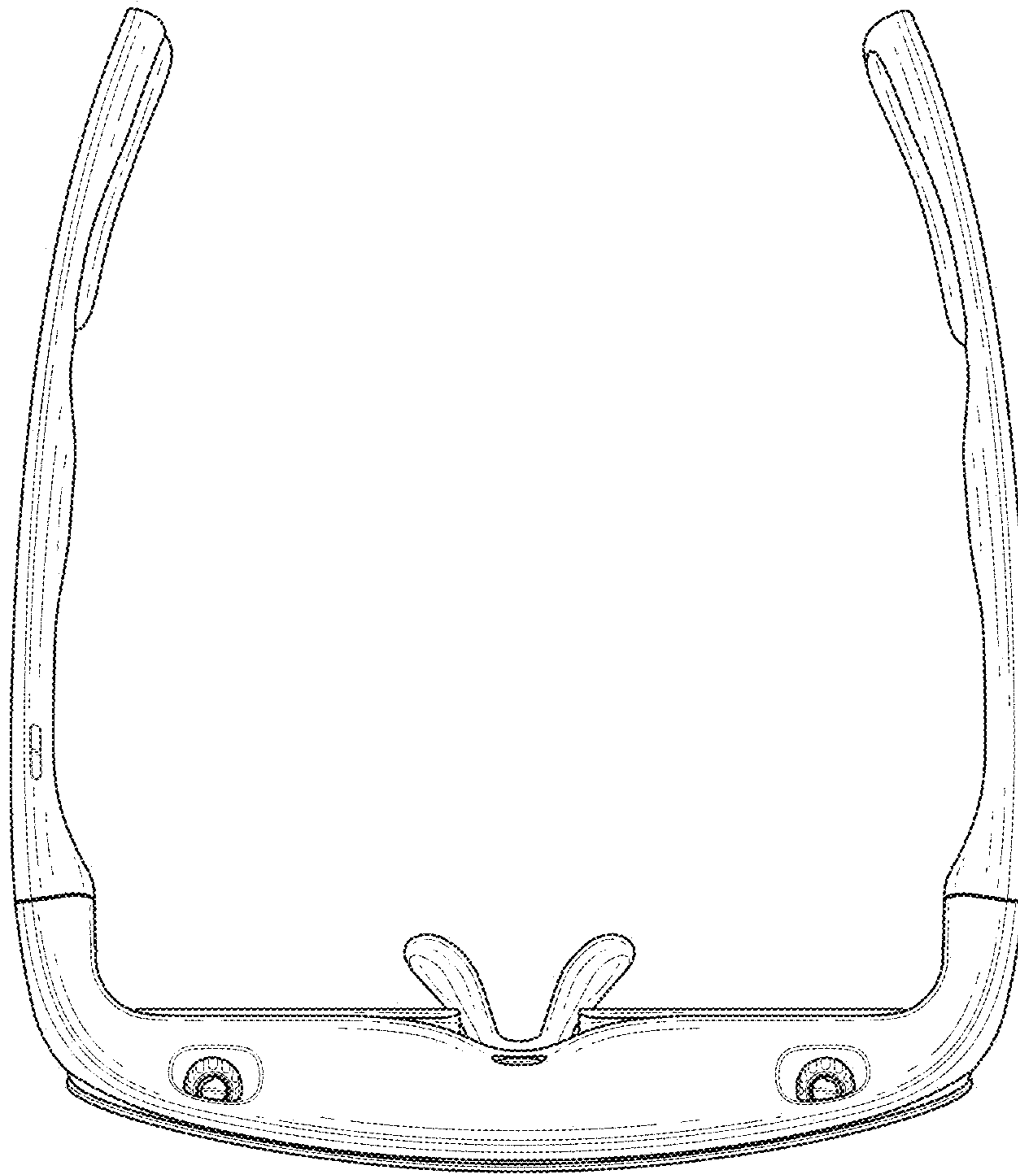


FIG. 6

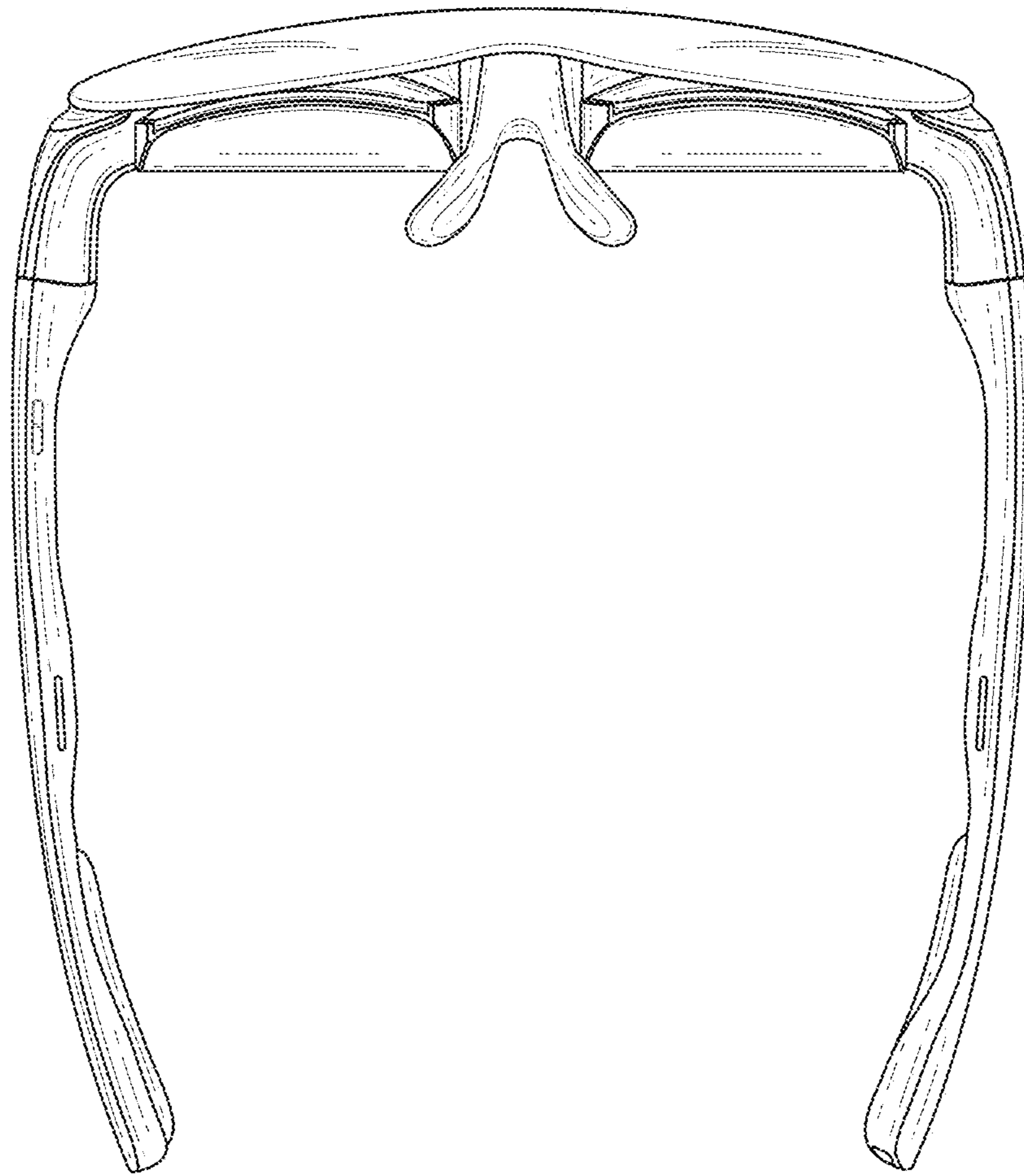


FIG. 7