



US00D982505S

(12) **United States Design Patent**
Chattopadhyay

(10) **Patent No.:** **US D982,505 S**

(45) **Date of Patent:** **** Apr. 4, 2023**

(54) **TYRE**

(71) Applicant: **CEAT SPECIALTY TYRES LIMITED**, Maharashtra (IN)

(72) Inventor: **Dyutiman Chattopadhyay**, Mumbai (IN)

(73) Assignee: **CEAT LIMITED**, Mumbai (IN)

(**) Term: **15 Years**

(21) Appl. No.: **29/729,683**

(22) Filed: **Mar. 30, 2020**

(30) **Foreign Application Priority Data**

Oct. 24, 2019 (IN) 322956-001

(51) **LOC (14) Cl.** **12-16**

(52) **U.S. Cl.**
USPC **D12/544**

(58) **Field of Classification Search**
USPC D12/537, 542, 544
CPC B60C 11/0311
See application file for complete search history.

(56) **References Cited**

U.S. PATENT DOCUMENTS

D731,401 S * 6/2015 Harris B60C 11/0311
D12/537
D769,180 S * 10/2016 Wang D12/544

D807,811 S * 1/2018 Wang D12/544
D810,664 S * 2/2018 Sgreccia D12/544
D810,665 S * 2/2018 Sgreccia D12/544
D847,082 S * 4/2019 Chattopadhyay D12/544
D858,424 S * 9/2019 Chattopadhyay D12/544
D897,937 S * 10/2020 Chattopadhyay D12/544
D908,597 S * 1/2021 Meng D12/544
D908,598 S * 1/2021 Meng D12/544
D958,056 S * 7/2022 Claassen D12/544
D960,079 S * 8/2022 Chattopadhyay D12/544

* cited by examiner

Primary Examiner — George D. Kirschbaum

(74) *Attorney, Agent, or Firm* — Mark M. Friedman

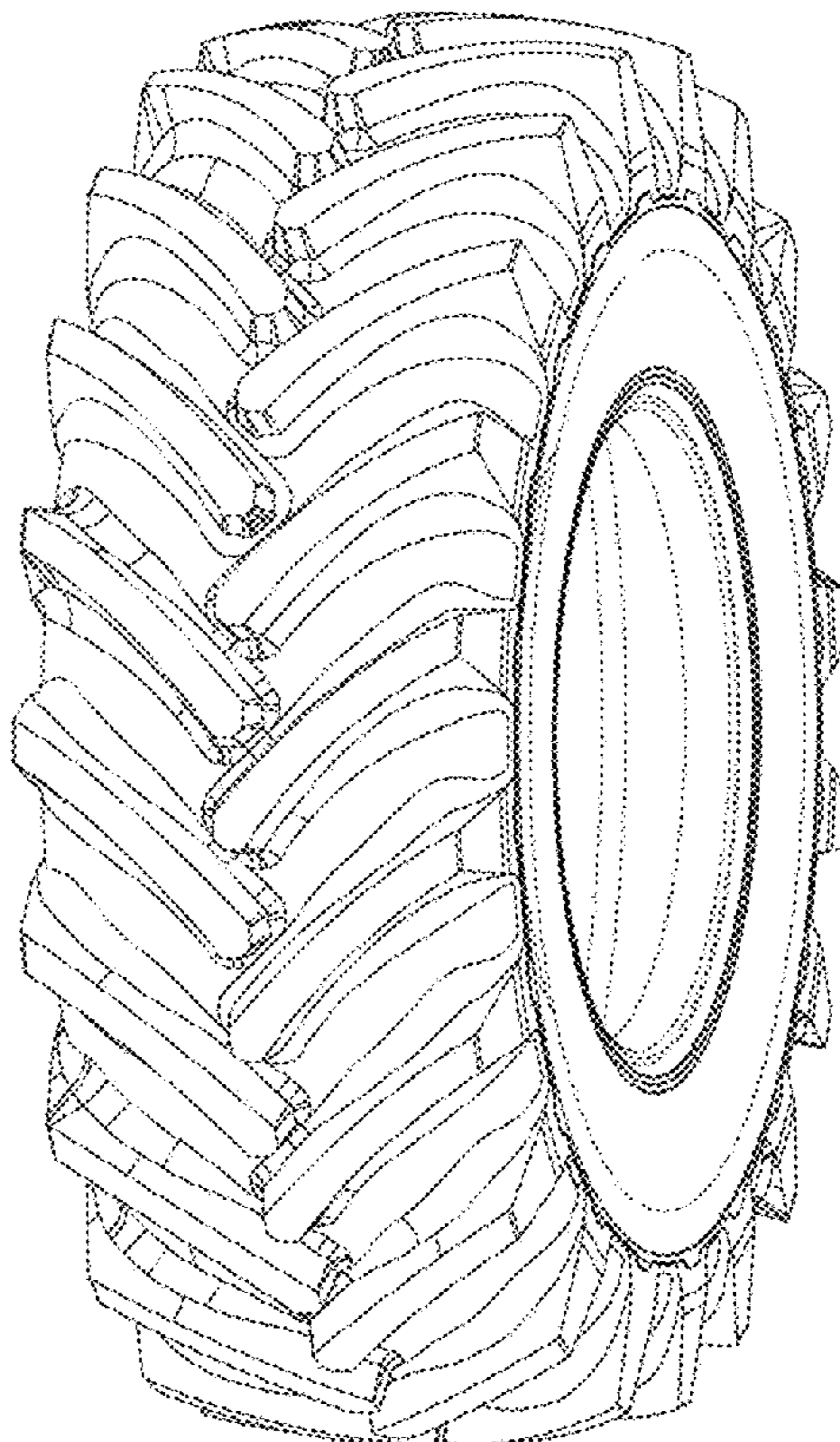
(57) **CLAIM**

The ornamental design for a tyre, as shown and described.

DESCRIPTION

FIG. 1 is a perspective front left view of a tyre showing my new design;
FIG. 2 is a front view thereof, the rear view being identical to the front view;
FIG. 3 is a top view thereof, the bottom view being identical to the top view; and,
FIG. 4 is a right side view thereof, the left side being a mirror image of the rights side.
The broken line illustrations in the drawings depict portions of the tyre that form no part of the claimed design.

1 Claim, 4 Drawing Sheets



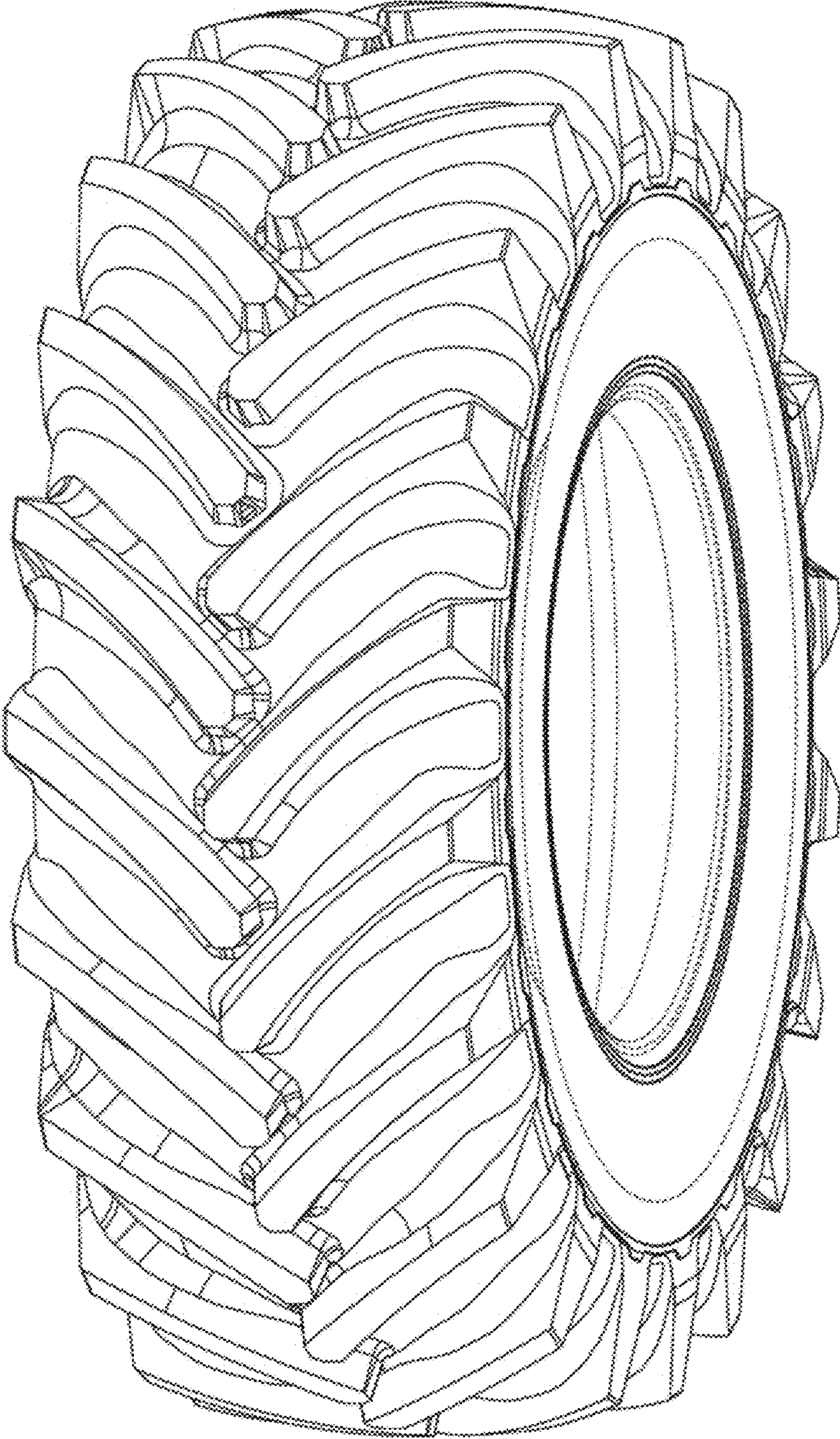


FIG. 1

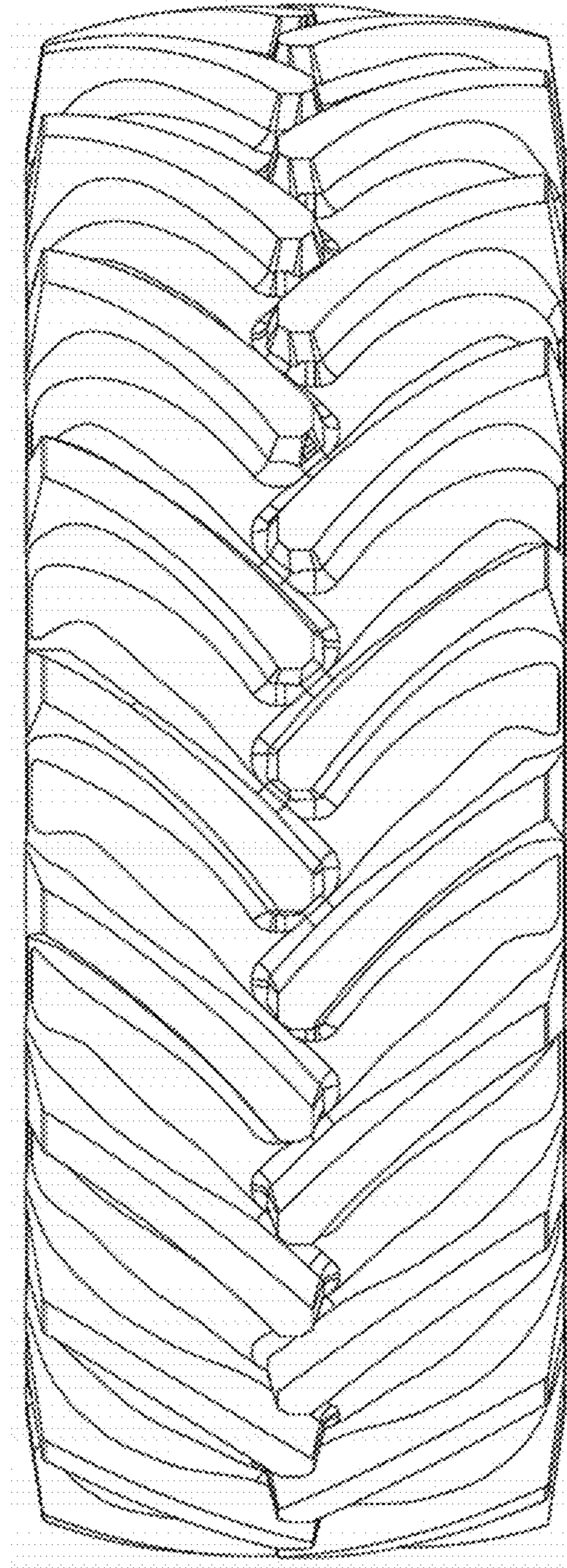


FIG. 2

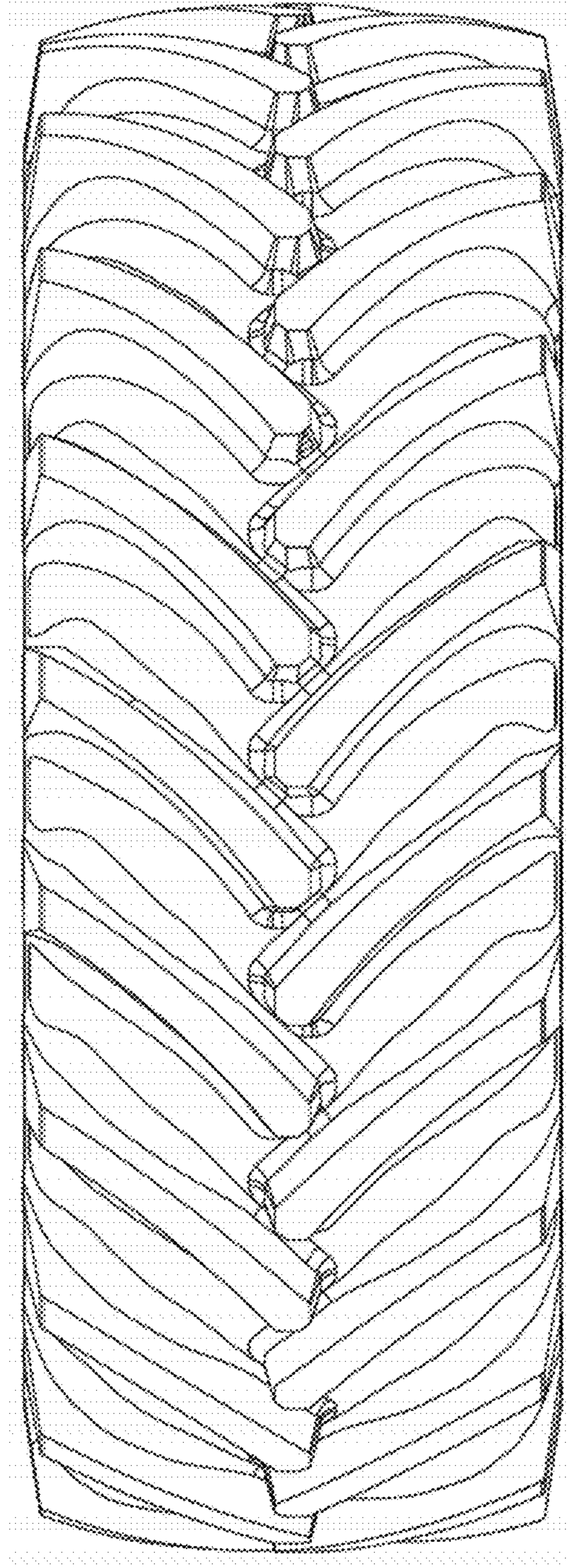


FIG. 3

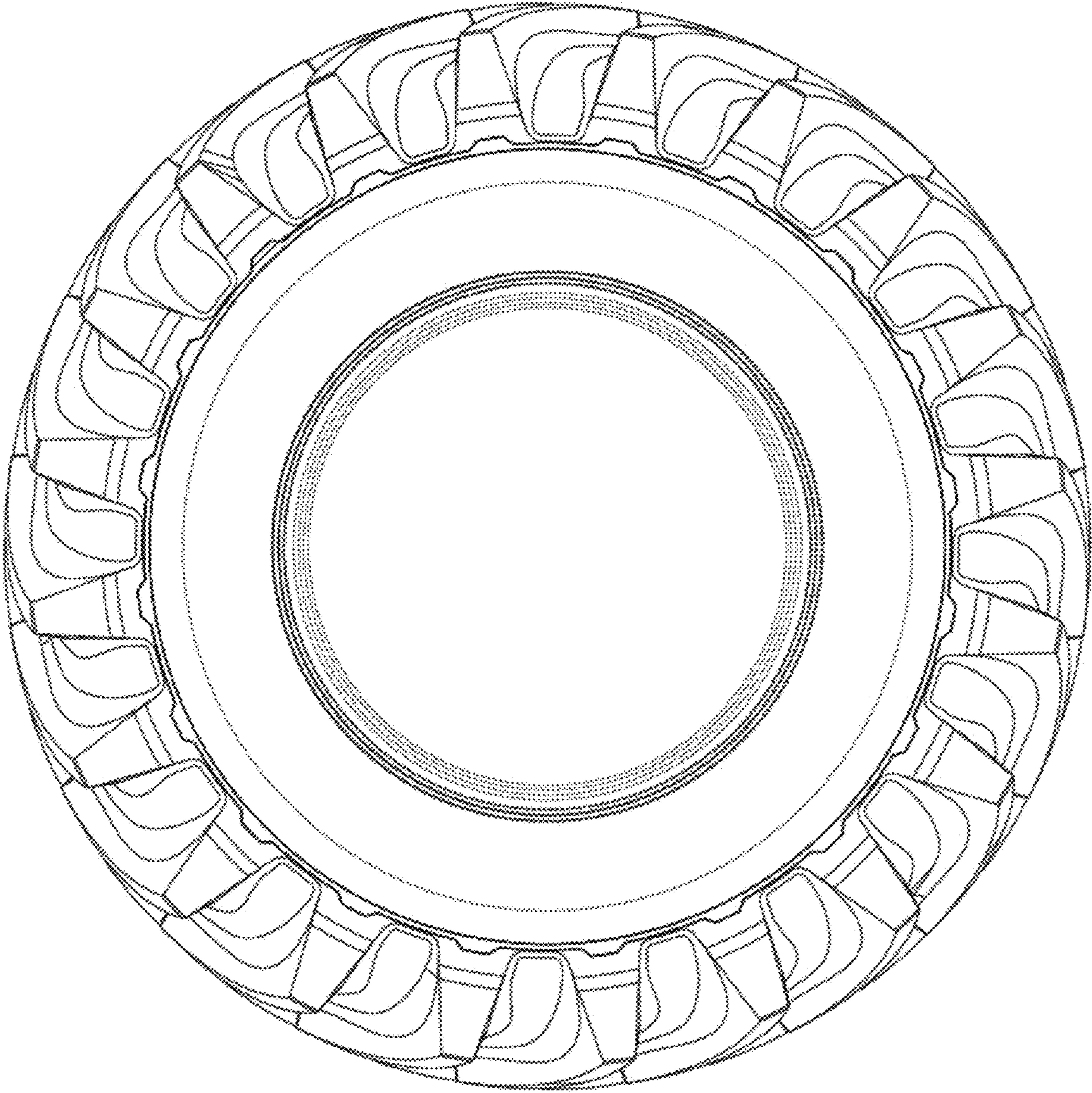


FIG. 4