



US00D982504S

(12) **United States Design Patent**
Chattopadhyay

(10) **Patent No.:** **US D982,504 S**

(45) **Date of Patent:** **** Apr. 4, 2023**

- (54) **TYRE**
- (71) Applicant: **CEAT SPECIALTY TYRES LIMITED**, Maharashtra (IN)
- (72) Inventor: **Dyutiman Chattopadhyay**, Mumbai (IN)
- (73) Assignee: **CEAT LIMITED**, Mumbai (IN)
- (**) Term: **15 Years**
- (21) Appl. No.: **29/729,682**
- (22) Filed: **Mar. 30, 2020**

D807,811 S *	1/2018	Wang	D12/544
D810,664 S *	2/2018	Sgreccia	D12/544
D810,665 S *	2/2018	Sgreccia	D12/544
D847,082 S *	4/2019	Chattopadhyay	D12/544
D858,424 S *	9/2019	Chattopadhyay	D12/544
D897,937 S *	10/2020	Chattopadhyay	D12/544
D908,597 S *	1/2021	Meng	D12/544
D908,598 S *	1/2021	Meng	D12/544
D958,056 S *	7/2022	Claassen	D12/544
D960,079 S *	8/2022	Chattopadhyay	D12/544

* cited by examiner

Primary Examiner — George D. Kirschbaum
(74) *Attorney, Agent, or Firm* — Mark M. Friedman

- (30) **Foreign Application Priority Data**
Oct. 24, 2019 (IN) 322955-001
- (51) **LOC (14) Cl.** **12-16**
- (52) **U.S. Cl.**
USPC **D12/544**
- (58) **Field of Classification Search**
USPC D12/537, 542, 544
CPC B60C 11/0311
See application file for complete search history.

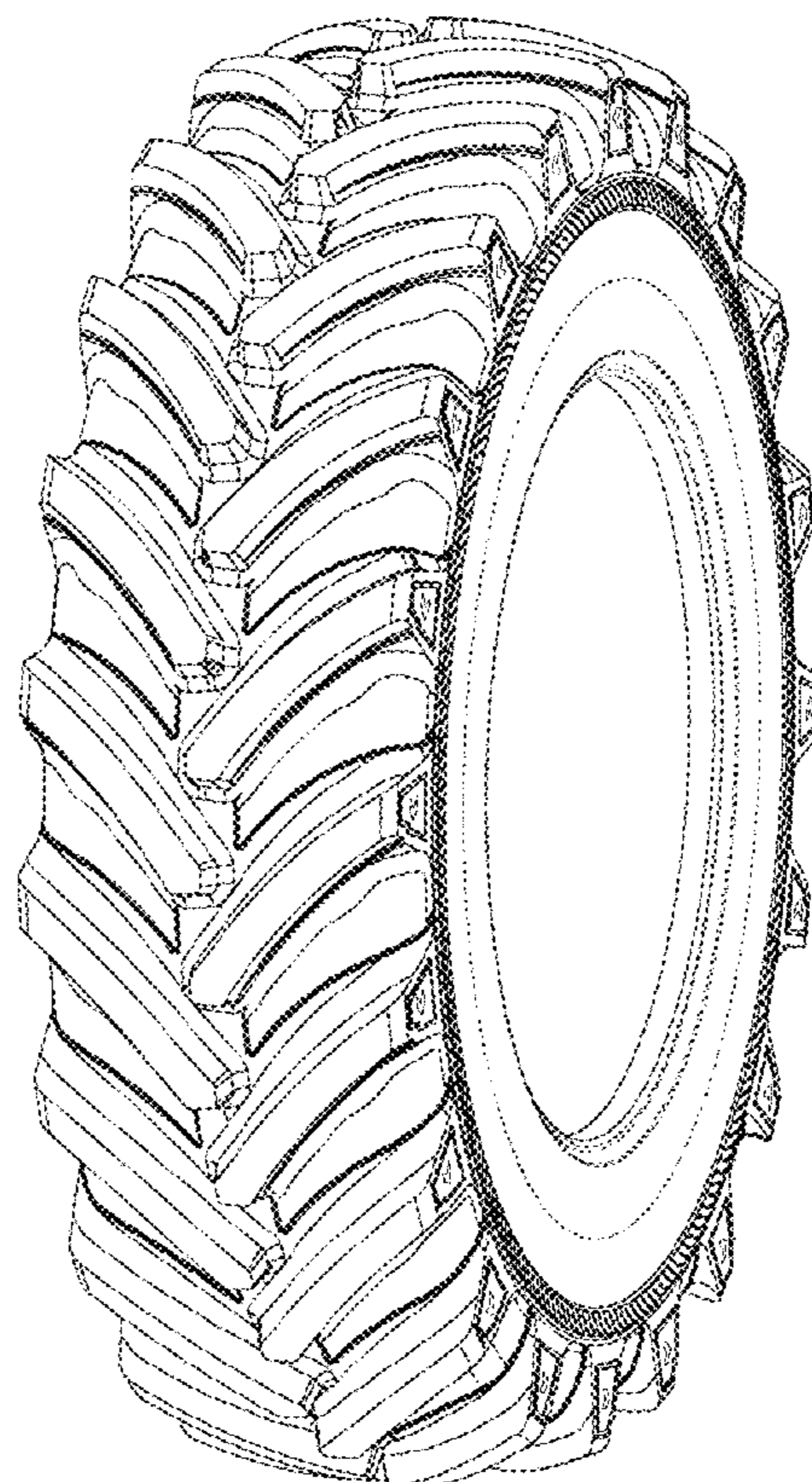
- (57) **CLAIM**
The ornamental design for a tyre, as shown.

- (56) **References Cited**
U.S. PATENT DOCUMENTS
D731,401 S * 6/2015 Harris B60C 11/0311
D12/537
D769,180 S * 10/2016 Wang D12/544

DESCRIPTION

FIG. 1 is a perspective front left view of a tyre showing my new design;
 FIG. 2 is a front view thereof, the rear view being identical to the front view;
 FIG. 3 is a top view thereof, the bottom view being identical to the top view; and,
 FIG. 4 is a right side view thereof, the left side being a mirror image of the rights side.

1 Claim, 4 Drawing Sheets



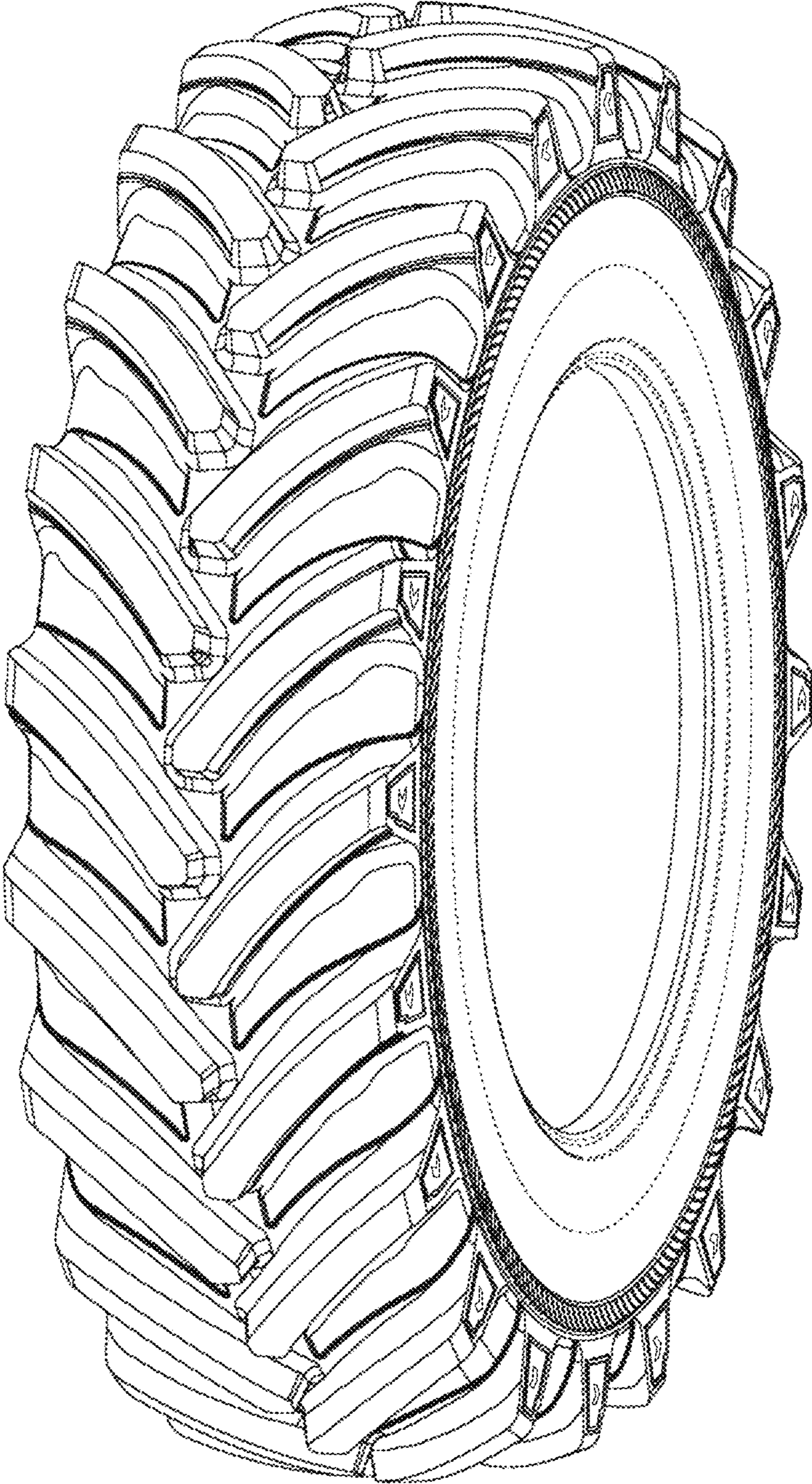


FIG. 1

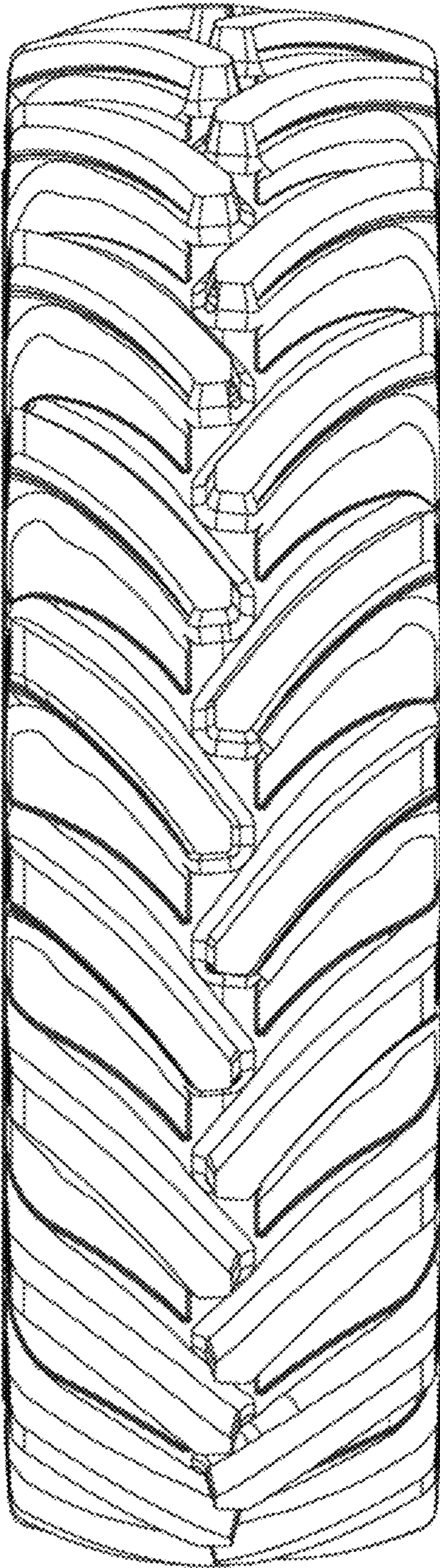


FIG. 2

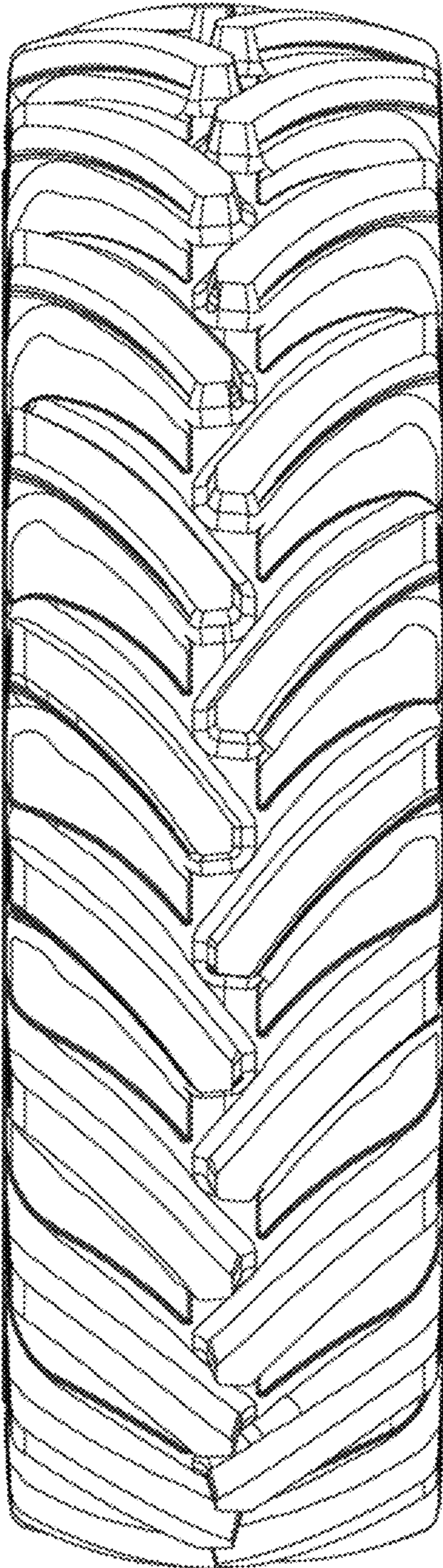


FIG. 3




FIG. 4