



US00D982492S

(12) **United States Design Patent**
Chartier

(10) **Patent No.:** **US D982,492 S**

(45) **Date of Patent:** **** Apr. 4, 2023**

(54) **VEHICLE WHEEL**

(71) Applicant: **Anthem Off-Road, LLC**, Batavia, IL
(US)

(72) Inventor: **Jon L. Chartier**, Appleton, WI (US)

(73) Assignee: **Anthem Off-Road, LLC**, Batavia, IL
(US)

(**) Term: **15 Years**

(21) Appl. No.: **29/758,473**

(22) Filed: **Nov. 16, 2020**

(51) **LOC (14) Cl.** **12-16**

(52) **U.S. Cl.**
USPC **D12/209**

(58) **Field of Classification Search**
USPC D12/204–213; D21/563
CPC B60B 7/00; B60B 7/01; B60B 7/02; B60B
7/04; B60B 7/06; B60B 3/02; B60B 3/04;
B60B 3/06; B60B 3/10; B60B 1/00;
B60B 1/08; B60B 1/10; B60B 1/12
See application file for complete search history.

(56) **References Cited**

U.S. PATENT DOCUMENTS

D578,458 S	*	10/2008	Cortes	D12/211
D625,242 S	*	10/2010	Zhao	D12/211
D717,224 S	*	11/2014	Kim	D12/211
D722,548 S	*	2/2015	Chung	D12/211
D726,630 S	*	4/2015	Kong	D12/211
D727,829 S	*	4/2015	Chung	D12/211
D764,375 S	*	8/2016	Chung	D12/211

D818,412 S	*	5/2018	Oldham	D12/211
D826,131 S	*	8/2018	Palana	D12/211
D860,097 S	*	9/2019	Milani	D12/209
D889,372 S	*	7/2020	Williams	D12/211
D908,058 S	*	1/2021	Mukti	D12/209
D908,574 S	*	1/2021	Mukti	D12/209

OTHER PUBLICATIONS

Anthem Off-Road Rogue, Published Feb. 24, 2021 [online], [retrieved on Jun. 17, 2022], Retrieved from the Internet: <https://www.sdwheel.com/blogs/838/anthem-rouge-launch> (Year: 2021).*

* cited by examiner

Primary Examiner — Cary M Robinson

Assistant Examiner — Adam C Mager

(74) *Attorney, Agent, or Firm* — Amundsen Davis, LLC

(57) **CLAIM**

The ornamental design for a vehicle wheel, as shown and described.

DESCRIPTION

FIG. 1 is a perspective view of a vehicle wheel showing the claimed design;

FIG. 2 is a front view thereof;

FIG. 3 is another perspective view thereof;


FIG. 4 is a perspective view of an alternate embodiment of a vehicle wheel showing the claimed design;

FIG. 5 is a front view thereof; and,

FIG. 6 is another perspective view thereof.

In the drawings the broken lines depict portions of the wheel that form no part of the claimed design.

1 Claim, 6 Drawing Sheets






FIG. 1




FIG. 2




FIG. 3




FIG. 4




FIG. 5




FIG. 6