



US00D982487S

(12) **United States Design Patent**  
**Lee et al.**

(10) **Patent No.:** **US D982,487 S**  
(45) **Date of Patent:** **\*\* Apr. 4, 2023**

(54) **FRONT END OF A MOTOR VEHICLE**

(71) Applicant: **Polestar Performance AB**, Gothenburg (SE)

(72) Inventors: **Subum Lee**, Gothenburg (SE); **Nahum Escobedo**, Gothenburg (SE); **Berk Keskin**, Gothenburg (SE); **Maxime Prevotiaux**, Gothenburg (SE)

(73) Assignee: **Polestar Performance AB**, Gothenburg (SE)

(\*\*) Term: **15 Years**

(21) Appl. No.: **29/807,621**

(22) Filed: **Sep. 13, 2021**

(51) **LOC (14) Cl.** ..... **12-16**

(52) **U.S. Cl.**  
USPC ..... **D12/164**

(58) **Field of Classification Search**  
USPC .... D12/86, 90-92, 164; D21/433, 434, 533, D21/535; 296/181.1-181.5, 183.1  
CPC ..... B62D 25/00; B62D 25/06; B62D 33/00; B62D 35/00  
See application file for complete search history.

(56) **References Cited**

**U.S. PATENT DOCUMENTS**

D642,494 S	*	8/2011	Loeb	.....	D12/91
D699,156 S	*	2/2014	Perini	.....	D12/92
D775,009 S	*	12/2016	Baum	.....	D12/169
D796,997 S	*	9/2017	Varga	.....	D12/91
D802,479 S	*	11/2017	Sakaue	.....	D12/91
D804,357 S	*	12/2017	Jeon	.....	D12/91
D804,369 S	*	12/2017	Akita	.....	D12/164
D814,353 S	*	4/2018	Kim	.....	D12/91

D830,246 S	*	10/2018	Yoshimine	.....	D12/164
D830,906 S	*	10/2018	Yoshimine	.....	D12/91
D835,000 S	*	12/2018	Tomasson	.....	D12/91
D864,025 S	*	10/2019	Tomasson	.....	D12/91
D872,650 S	*	1/2020	Tomasson	.....	D12/91
D881,755 S	*	4/2020	Tomasson	.....	D12/91
D894,047 S	*	8/2020	Tomasson	.....	D12/91
D906,440 S	*	12/2020	Sterner	.....	D12/91
D926,081 S	*	7/2021	Zvenigorodskyy	.....	D12/91
D929,904 S	*	9/2021	Noguchi	.....	D12/91
D931,144 S	*	9/2021	Sterner	.....	D12/91
D967,731 S	*	10/2022	Akojima	.....	D12/91
D969,023 S	*	11/2022	Sterner	.....	D12/91

\* cited by examiner

*Primary Examiner* — Melody N Brown

(74) *Attorney, Agent, or Firm* — Patterson Thunte, P.A.

(57) **CLAIM**


We claim the ornamental design for a front end of a motor vehicle, as shown and described.

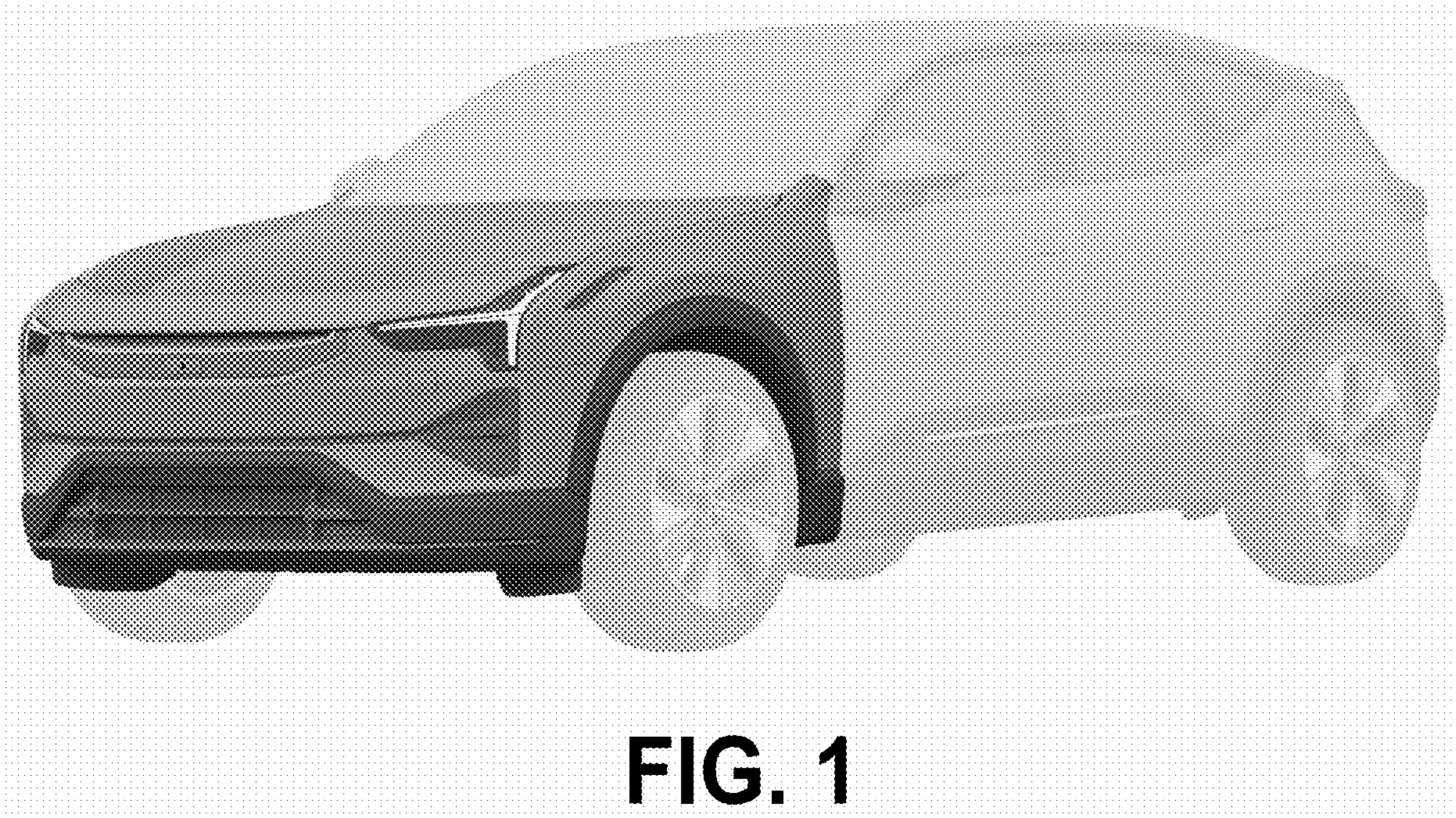
**DESCRIPTION**

FIG. 1 is a right, front perspective view of a front end of a motor vehicle showing our new design;  
FIG. 2 is a right, rear perspective view thereof;  
FIG. 3 is a front view thereof;  
FIG. 4 is a rear view thereof;  
FIG. 5 is a right side view thereof;  
FIG. 6 is a left side view thereof;  
FIG. 7 is a top view thereof; and,  
FIG. 8 is a bottom view thereof.


The portions of the vehicle shown in a de-emphasized faded out and halftone form are all for environmental and illustrative purposes that do not form no part of the claimed design.

**1 Claim, 8 Drawing Sheets**







**FIG. 1**



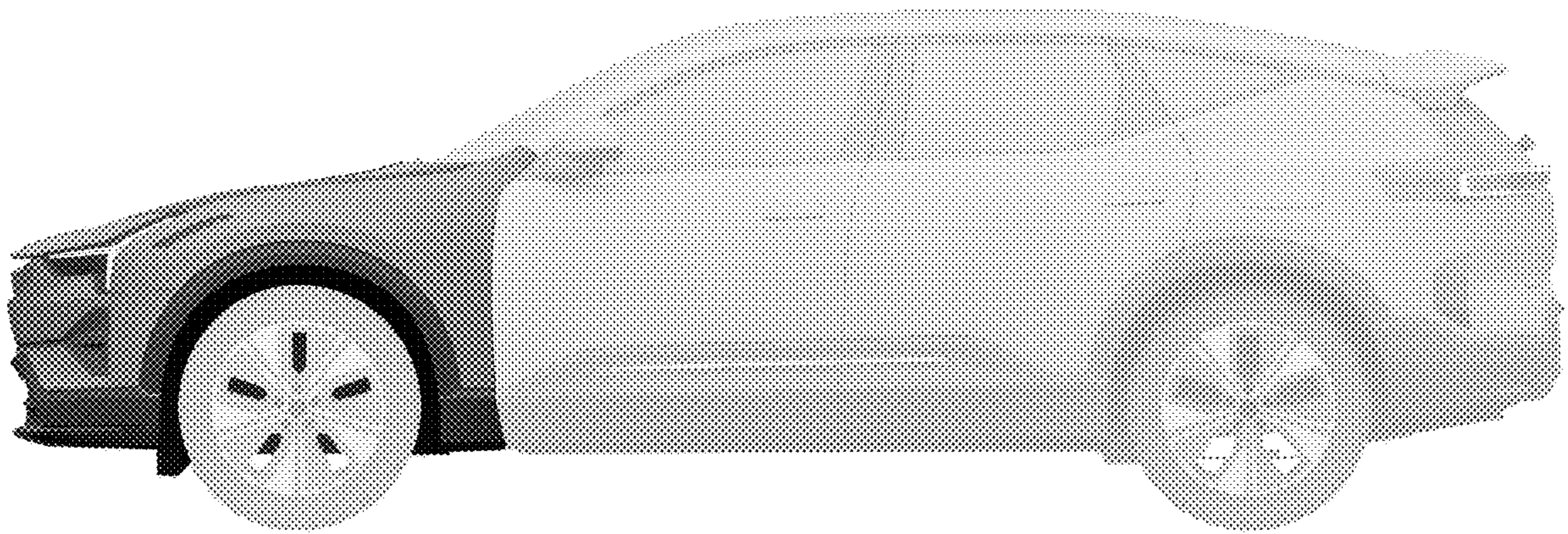
**FIG. 2**




**FIG. 3**



**FIG. 4**



**FIG. 5**




**FIG. 6**



**FIG. 7**





**FIG. 8**