



US00D982466S

(12) **United States Design Patent**
Moeller

(10) **Patent No.:** **US D982,466 S**
(45) **Date of Patent:** **** Apr. 4, 2023**

(54) **MOVEMENT SENSOR**

FOREIGN PATENT DOCUMENTS

(71) Applicant: **STEINEL GmbH**, Herzebrock-Clarholz (DE)

CN 304852674 * 5/2018
EM 002759506-0001 * 8/2015

(Continued)

(72) Inventor: **Thomas Moeller**, Herford (GB)

OTHER PUBLICATIONS

(73) Assignee: **STEINEL GmbH**, Herzebrock-Clarholz (DE)

Ecoeler Store,Ceiling Occupancy Motion Sensor, Date first available Mar. 4, 2018, [online]retrieved Jun. 27, 2022,available from https://www.amazon.com/dp/B07B77V5MW/ref=sspa_dk_detail_4?psc=1&pd_rd_i=B07B77V5MW&pd_rd_w=y0z74&content-id=amzn1.sym.3481f441-61ac-4028-9c1a-7f9ce8ec50c5&pf_rd_p=3481f441-61ac (Year: 2018).*

(Continued)

(**) Term: **15 Years**

(21) Appl. No.: **29/764,131**

(22) Filed: **Dec. 28, 2020**

(30) **Foreign Application Priority Data**

Jun. 29, 2020 (EM) 008024863-0006

(51) **LOC (14) Cl.** **10-05**

(52) **U.S. Cl.**
USPC **D10/106.6**; D10/70

(58) **Field of Classification Search**
USPC D10/46, 70, 81, 118-118.2, 96-103;
D14/496, 204, 104.1-106.95, 383-385
CPC G01N 21/53; G01N 2201/061; G08B
17/113; G08B 17/10; G01D 11/30; G01D
5/34; Y10T 403/1666; Y10T 29/49826;
Y10T 29/49194; Y10T 29/49169; Y10T
29/49876; Y10T 29/49881; Y10T
29/49817; H05B 47/13; H05B 47/11;
G01J 5/0025; G01J 5/0205; G01J 1/42;
G01J 5/10; F21V 23/0471; F21V 17/10;
H03K 17/941; H04B 1/38; G01S 7/521;
G01S

(Continued)

(56) **References Cited**

U.S. PATENT DOCUMENTS

D549,385 S * 8/2007 Lissoni D26/89
D697,439 S * 1/2014 Moeller D10/70

(Continued)

Primary Examiner — Keli L Hill

Assistant Examiner — Sara S Sahneh

(74) *Attorney, Agent, or Firm* — Snell & Wilmer L.L.P.

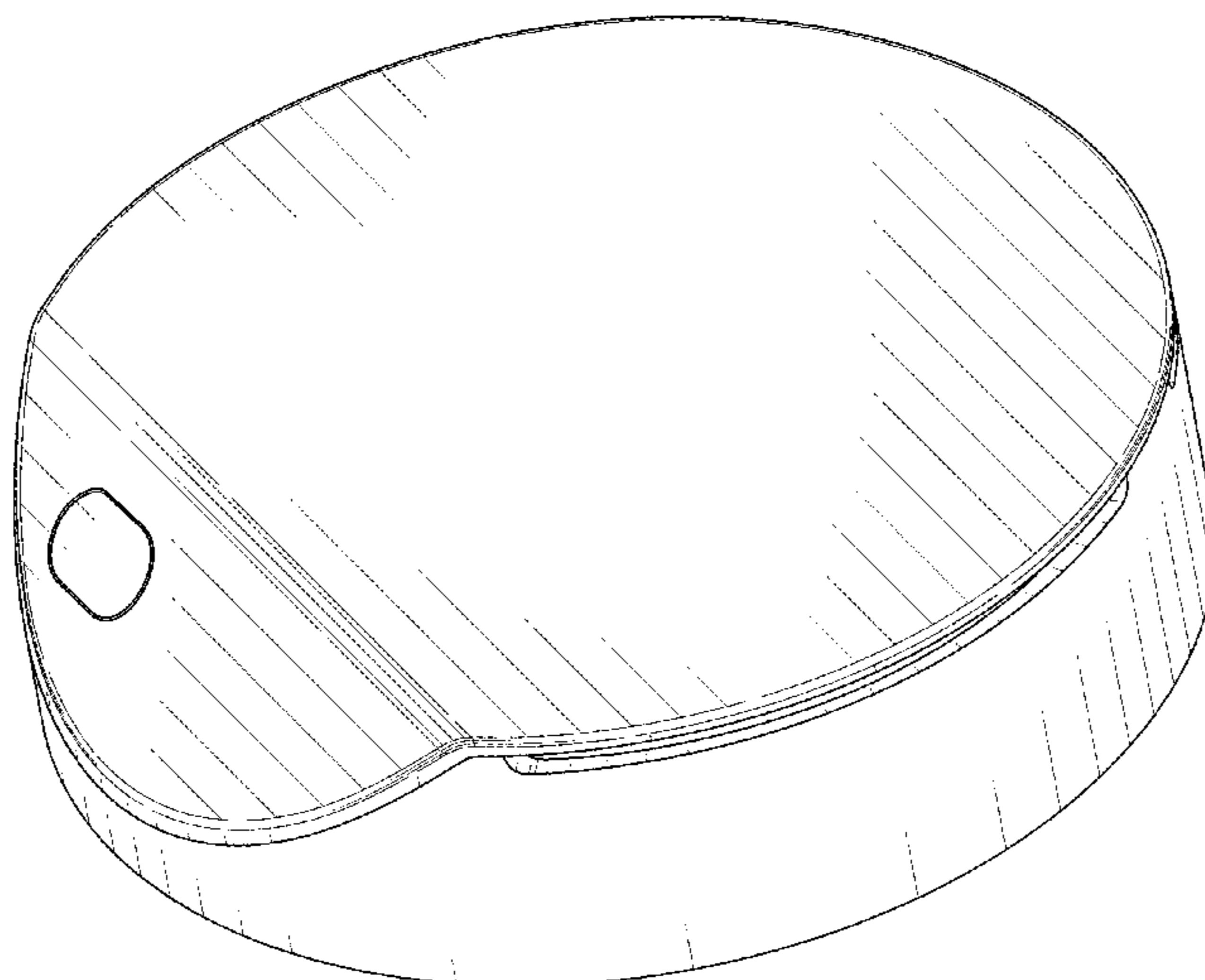
(57) **CLAIM**

The ornamental design for a movement sensor, as shown and described.

DESCRIPTION

FIG. 1 is a perspective view illustrating the movement sensor showing my new design;
FIG. 2 is a front view of the movement sensor shown in FIG. 1;
FIG. 3 is a rear view of the movement sensor shown in FIG. 1;
FIG. 4 is a first side view of the movement sensor shown in FIG. 1;
FIG. 5 is a second side view of the movement sensor shown in FIG. 1;
FIG. 6 is a top plan view of the movement sensor shown in FIG. 1; and,
FIG. 7 is a bottom plan view of the movement sensor shown in FIG. 1.
The broken lines in the FIGURES depict portions of the movement sensor that form no part of the claimed design.

1 Claim, 7 Drawing Sheets



(58) **Field of Classification Search**
CPC 15/50; G01S 15/523; H04Q 9/00; H04Q
2209/40; Y02B 20/40
See application file for complete search history.

EM 004735504-0001 * 3/2018
GB 9003098458-0014 * 4/2016
GB 9008024863-0007 * 6/2020

(56) **References Cited**

U.S. PATENT DOCUMENTS

D791,622 S * 7/2017 Chang D10/46
D796,355 S * 9/2017 Cho D10/70
D817,793 S * 5/2018 Vu D10/128
D820,238 S * 6/2018 Boshernitzan D14/218
D842,142 S * 3/2019 Recker D10/70
D848,292 S * 5/2019 Laurans D10/70
D875,575 S * 2/2020 Fagnot D10/70
D876,253 S * 2/2020 Fagnot D10/70
D887,621 S * 6/2020 Wu D26/89
D904,667 S * 12/2020 Johnson D26/89
D942,286 S * 2/2022 Burns D10/70

FOREIGN PATENT DOCUMENTS

EM 003098458-0012 * 4/2016
EM 003456011-0001 * 11/2016

OTHER PUBLICATIONS

Sensky, 360 Degree Ceiling Mount Occupancy Sensor, Date first available May 15, 2019, [online]retrieved Jun. 27, 2022,available from https://www.amazon.com/Sensky-Occupancy-110-240V-Sensitive-Detection/dp/B07RVG3ZQ5/ref=sr_1_17?crid=2MF837RE9QLDM&keywords=steinel+movement+sensor&qid=1656334525&srefix=ste (Year: 2019).*

Topgreener Store, Enerlites MPC-50H Ceiling SensorEnerlites MPC-50H Ceiling Sensor, Date first available Mar. 26, 2014, [online]retrieved Jun. 28, 2022,available from https://www.amazon.com/Enerlites-MPC-50H-120-277VAC-Commercial-Industrial/dp/B00J9VOM9Q/ref=sr_1_59_sspa?crid=16AS2QGM2TZUW&keywords=Ceili (Year: 2014).*

* cited by examiner

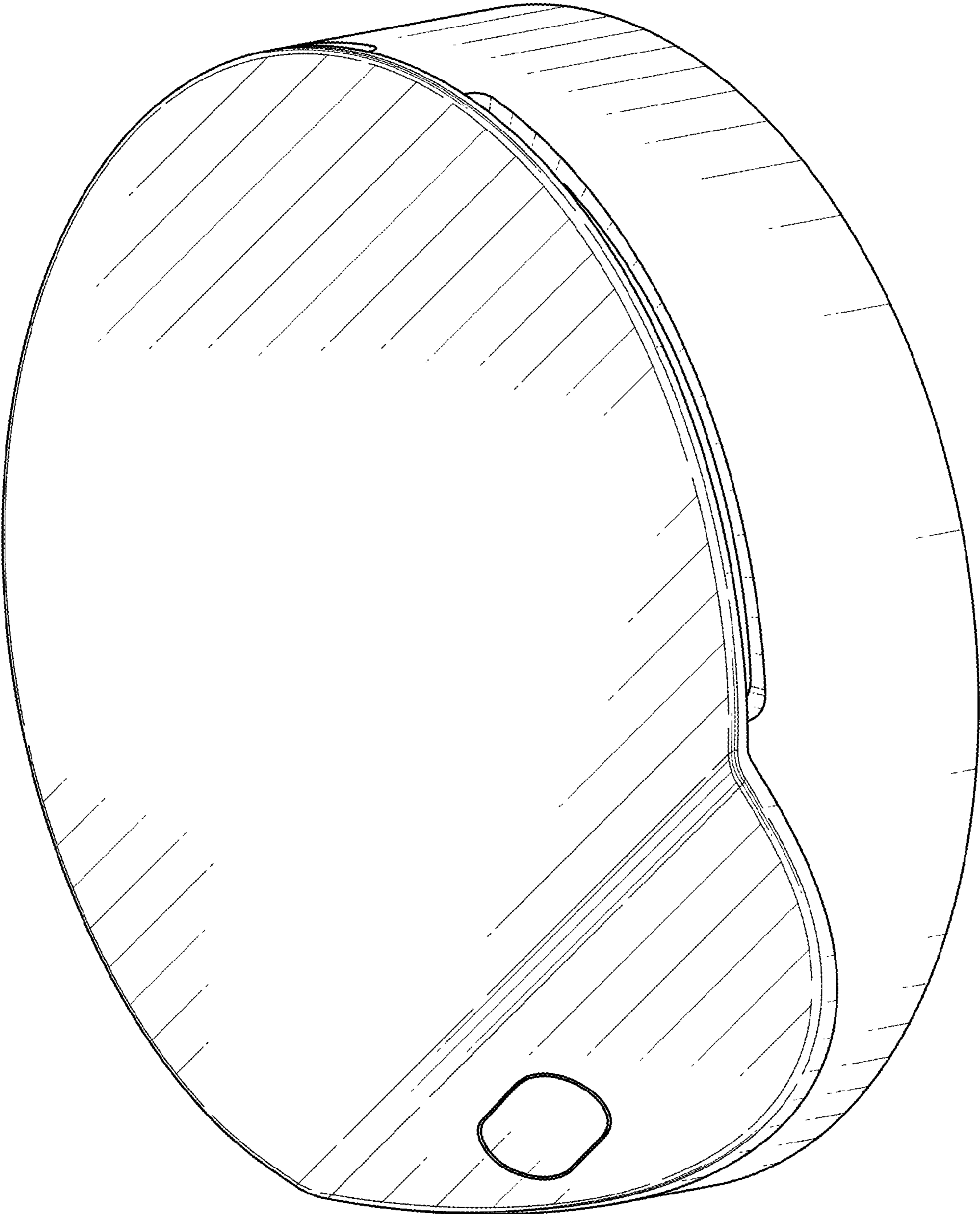


FIG. 1

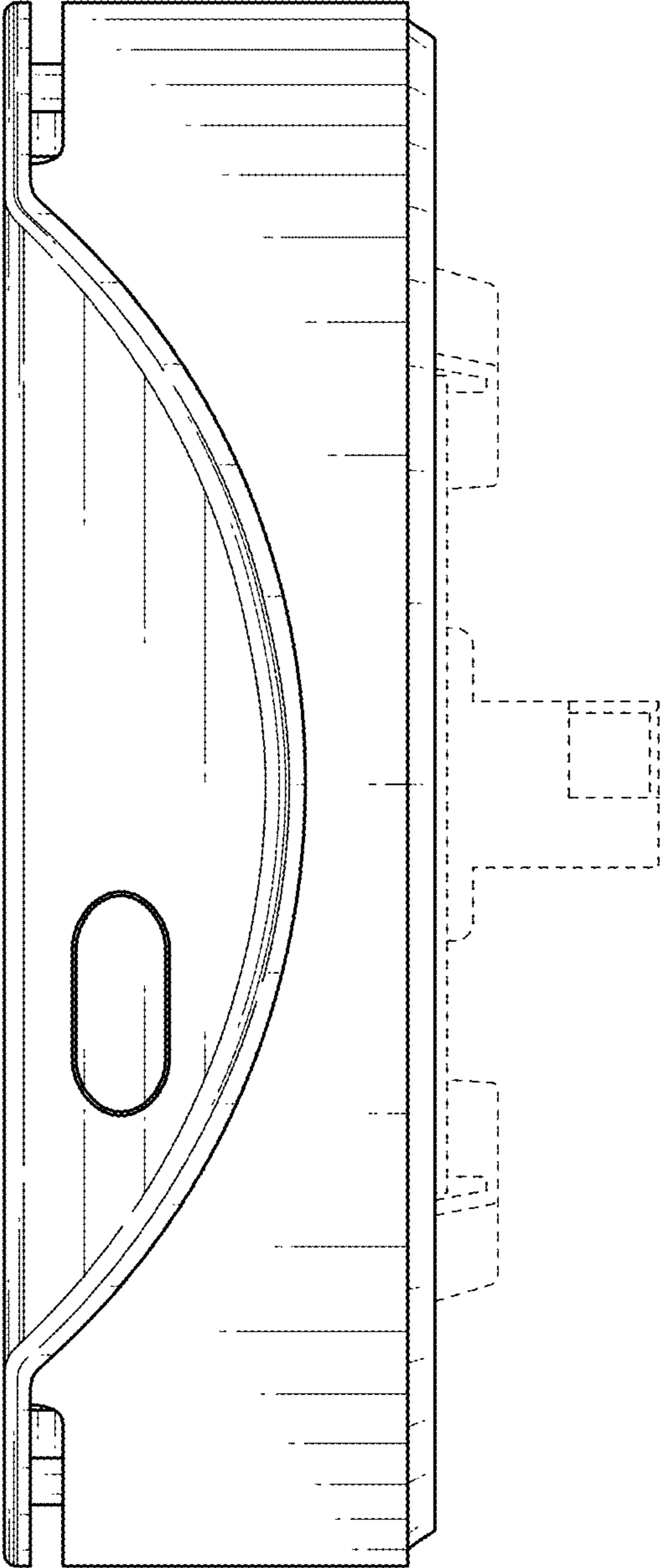


FIG. 2

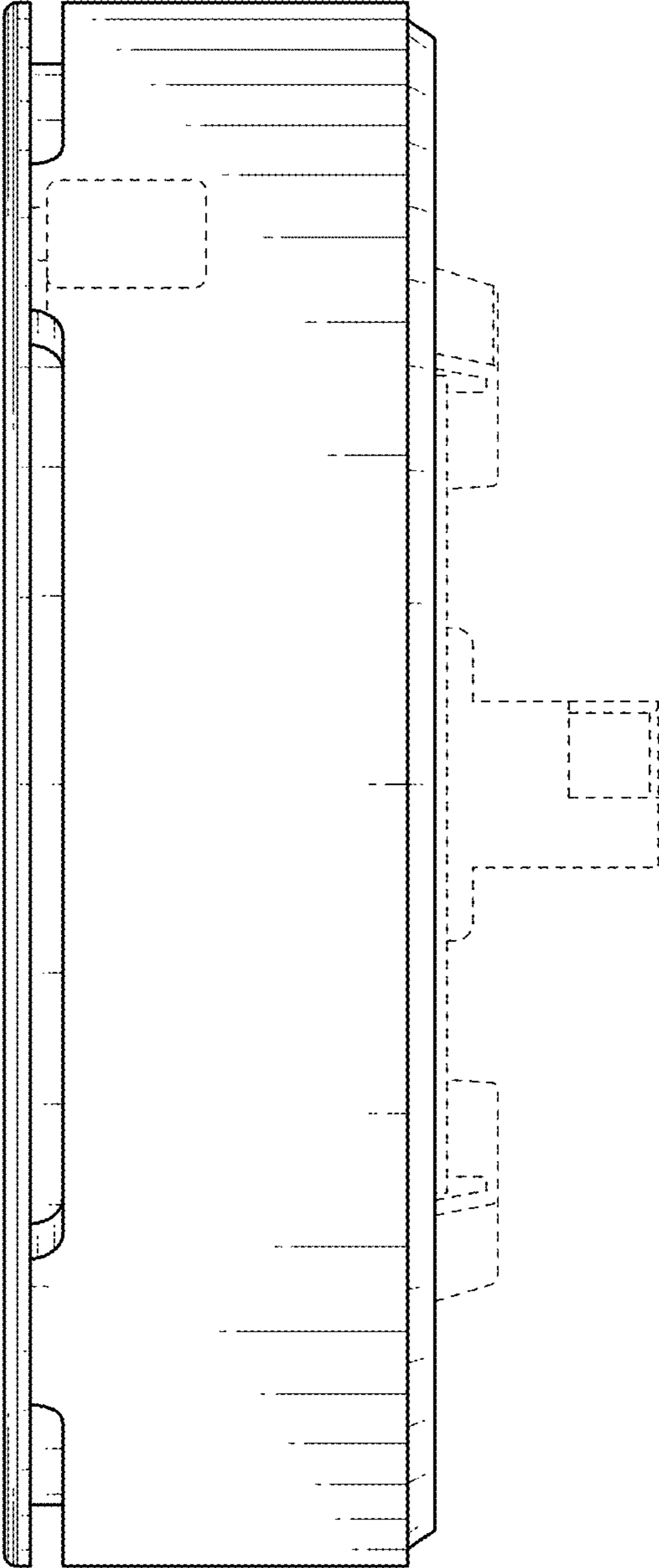


FIG. 3

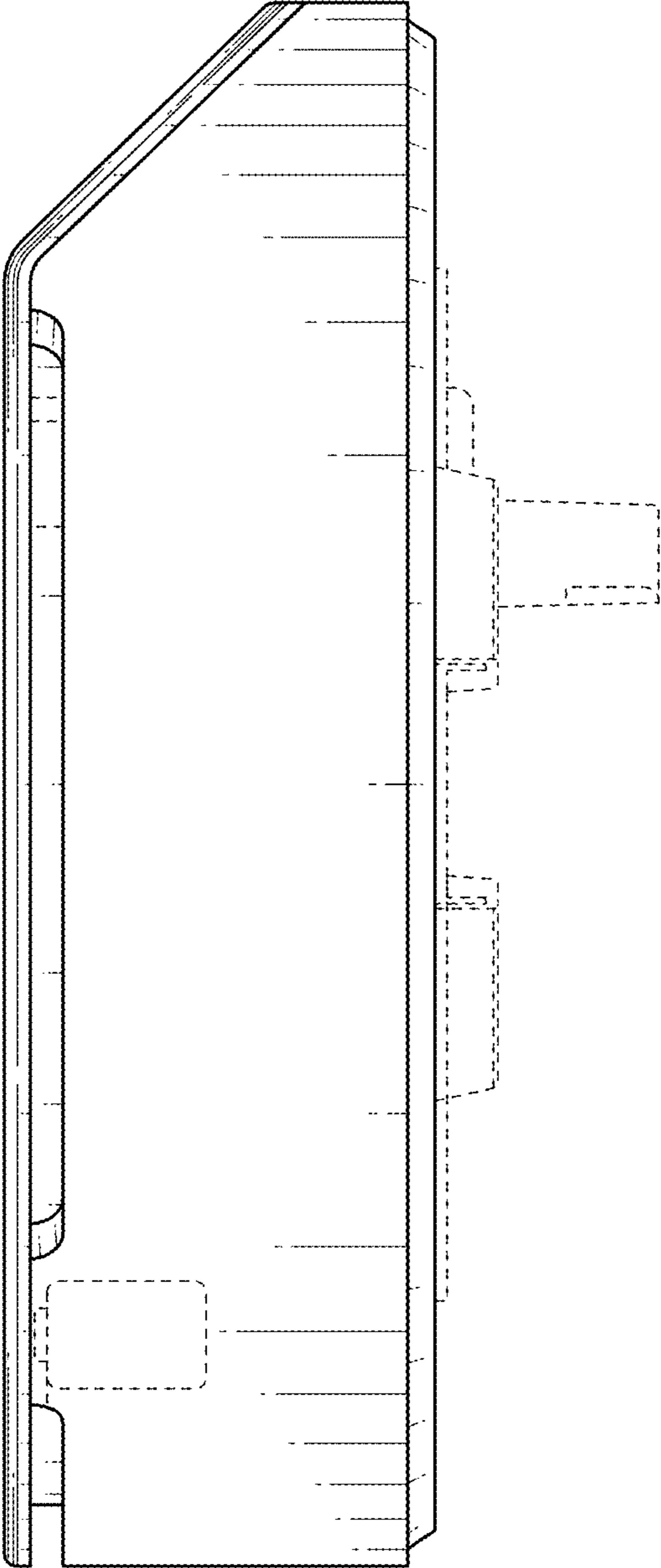


FIG. 4

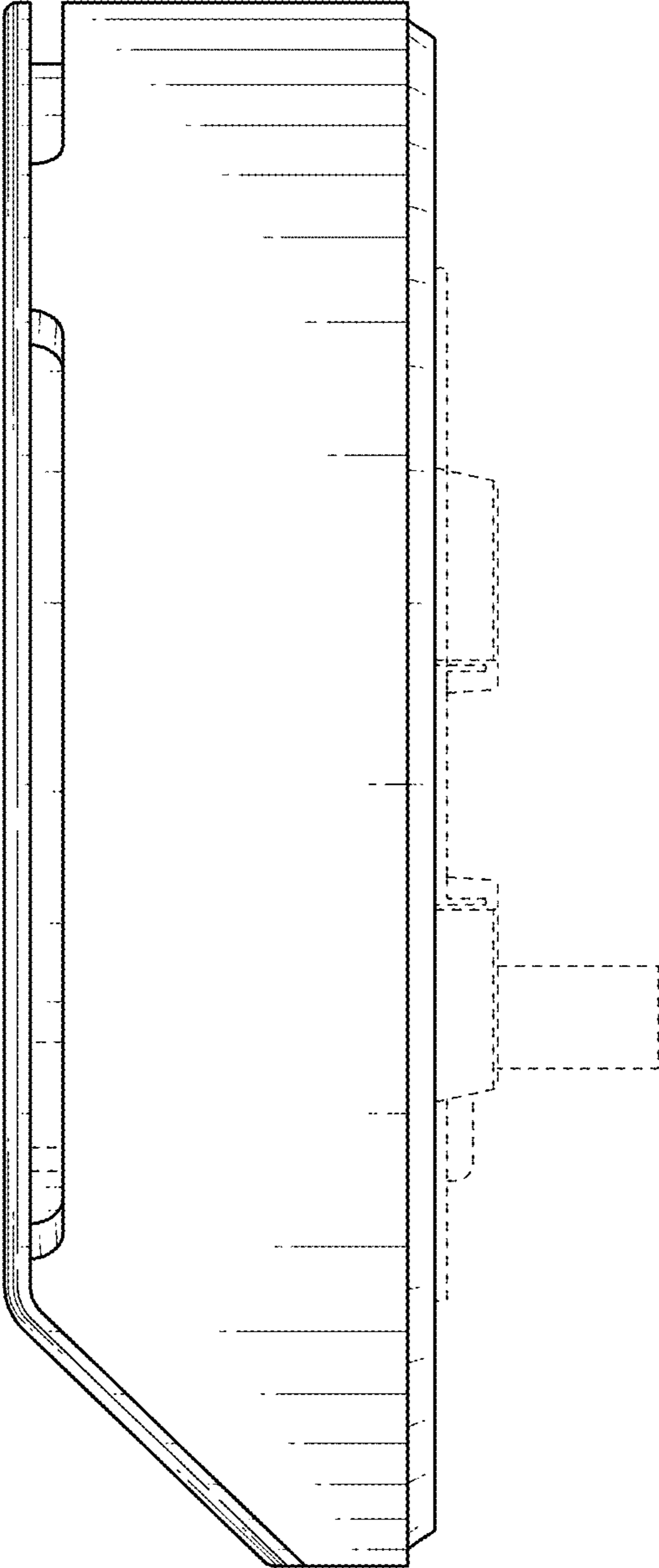


FIG. 5




FIG. 6

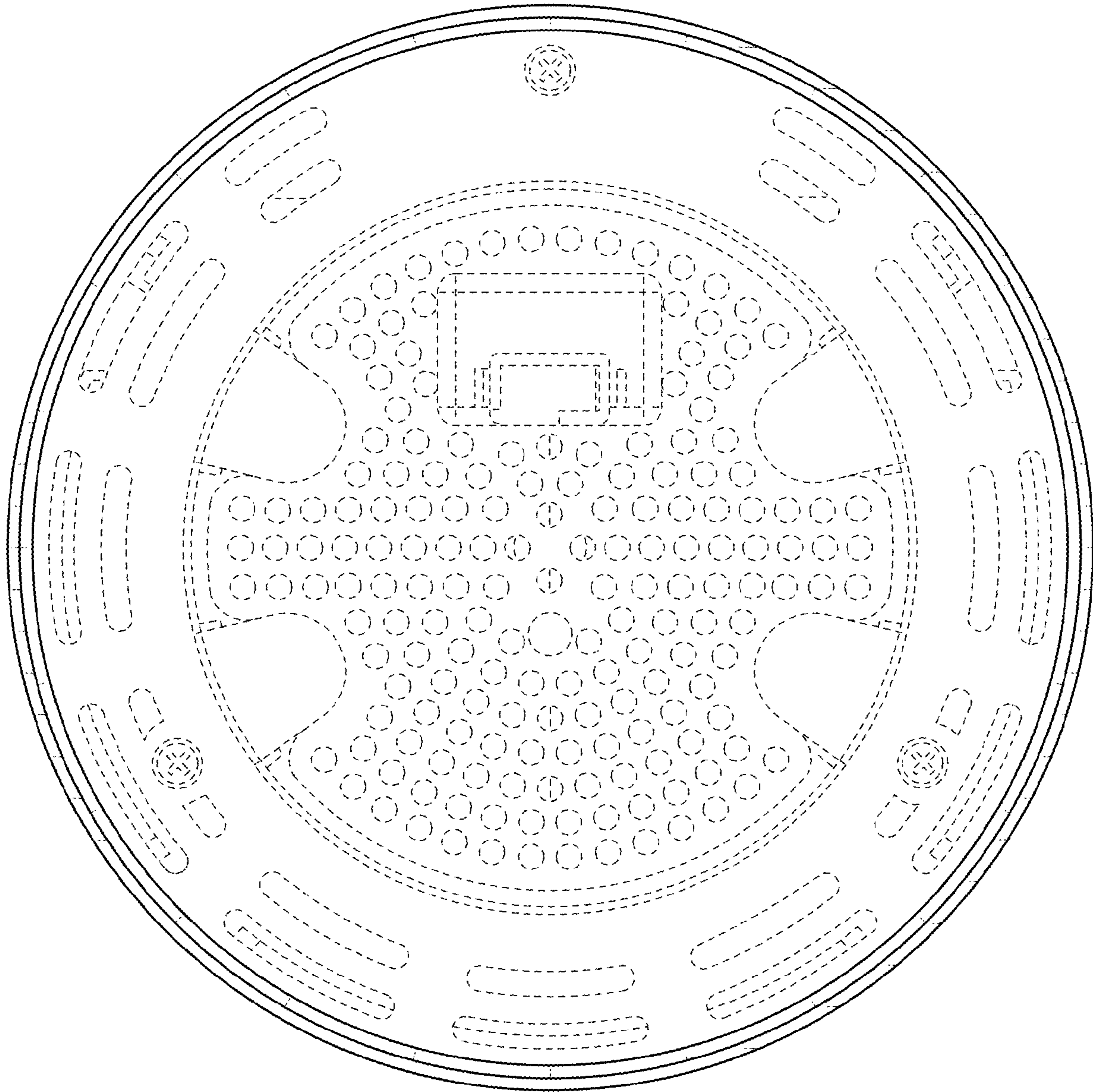


FIG. 7