



US00D982438S

(12) **United States Design Patent** (10) **Patent No.:** **US D982,438 S**
Dai (45) **Date of Patent:** **** Apr. 4, 2023**

(54) **PACKAGING BOX**
(71) Applicant: **Wenzhou Shangrong Auto Parts Co., Ltd.**, Wenzhou (CN)
(72) Inventor: **Qiuxia Dai**, Wenzhou (CN)
(73) Assignee: **Wenzhou Shangrong Auto Parts Co., Ltd.**, Wenzhou (CN)

D546,182 S * 7/2007 Hanji D9/415
D707,121 S * 6/2014 Choi D9/432
D719,462 S * 12/2014 Kanda D9/667
D829,094 S * 9/2018 Kang D9/432
D902,710 S * 11/2020 Hinkle D9/432
D930,469 S * 9/2021 Jonasson D9/432
D932,890 S * 10/2021 Ishida D9/432
D942,268 S * 2/2022 Hinkle D9/433
D961,375 S * 8/2022 Chen D9/420
2018/0339839 A1 * 11/2018 Baratta B65D 81/3858

(**) Term: **15 Years**

OTHER PUBLICATIONS

(21) Appl. No.: **29/805,854**

Wensio BMW Electric Engine Water Pump, posted at eBay.com (date not available), [site visited Dec. 1, 2022]. Available from internet, URL: <<https://www.ebay.com/itm/275316259037>> (Year: NA).*

(22) Filed: **Aug. 31, 2021**

(51) **LOC (14) Cl.** **09-03**

(52) **U.S. Cl.**
USPC **D9/432**

* cited by examiner

(58) **Field of Classification Search**
USPC D9/414, 415, 416, 417, 418, 419, 420, D9/421, 423, 424, 430, 431, 432, 433, D9/449, 455, 456, 713, 721, 737, 756, D9/758, 759, 760; D20/22, 27
CPC B31B 2110/35; B65D 5/00; B65D 5/0005; B65D 5/02; B65D 5/20; B65D 5/0236; B65D 5/0245; B65D 5/42; B65D 5/425; B65D 5/4258; B65D 5/4266; B65D 5/542; B65D 5/725; B65D 81/3453; B65D 81/3813; B65D 2203/00; B65D 2203/02; B65D 5/64; B65D 5/4608; B65D 85/187; B65B 7/20

Primary Examiner — Andrew Kerr
Assistant Examiner — Chariton Alexakis
(74) *Attorney, Agent, or Firm* — Shen Huang

See application file for complete search history.

(57) **CLAIM**

The ornamental design for a packaging box, as shown and described.

(56) **References Cited**


U.S. PATENT DOCUMENTS

D284,450 S * 7/1986 Suzuki D9/432
D419,443 S * 1/2000 Yonehara D9/432
D503,612 S * 4/2005 Krebsbach D9/624

DESCRIPTION

FIG. 1 is a perspective view of a packaging box, showing my new design;
FIG. 2 is a front elevation view thereof.
FIG. 3 is a rear elevation view thereof;
FIG. 4 is a left side elevation view thereof;
FIG. 5 is a right side elevation view thereof;
FIG. 6 is a top plan view thereof; and,
FIG. 7 is a bottom plan view thereof.

1 Claim, 7 Drawing Sheets






FIG. 1



FIG. 2




FIG. 3




FIG. 4




FIG. 5




FIG. 6




FIG. 7