



US00D982420S

(12) **United States Design Patent** (10) **Patent No.:** **US D982,420 S**
Hu (45) **Date of Patent:** **** Apr. 4, 2023**

(54) **DRAIN HOSE HOLDER HOOK**
(71) Applicant: **HONGKONG MUNGDA INTERNATIONAL TRADE CO., LIMITED**, Hong Kong (CN)
(72) Inventor: **Zonghua Hu**, Zhejiang (CN)
(**) Term: **15 Years**
(21) Appl. No.: **29/850,861**
(22) Filed: **Aug. 24, 2022**
(51) **LOC (14) Cl.** **08-11**
(52) **U.S. Cl.**
USPC **D8/367**
(58) **Field of Classification Search**
USPC D8/367, 354, 349, 373, 356, 372;
D6/323; 248/301-304, 339
CPC . A47G 1/00; A47G 25/00; A47G 1/17; A47G
29/083; F16B 47/003; F16B 2/248; E04H
17/124
See application file for complete search history.

D519,359 S * 4/2006 Hoernig D8/372
D580,745 S * 11/2008 Shaha D8/367
D591,143 S * 4/2009 Ernst D8/372
D613,586 S * 4/2010 Goodman D8/367
7,748,673 B2 * 7/2010 Barrese A47K 3/38
D8/367
D630,498 S * 1/2011 Kim D8/367
D679,095 S * 4/2013 Williams D3/328
D700,044 S * 2/2014 Goodman D8/367
D712,240 S * 9/2014 Bracegirdle D8/384
D729,614 S * 5/2015 Brattlof
D742,727 S * 11/2015 Martin D8/367
D794,431 S * 8/2017 Goodman D8/372
D813,324 S * 3/2018 Batten D21/694
D814,908 S * 4/2018 Garland D8/367
D816,354 S * 5/2018 Richardson D8/372
D823,464 S * 7/2018 Fox
D878,186 S * 3/2020 Toye D8/370
10,914,084 B2 * 2/2021 Ubiñana Felix F16B 2/248
D913,777 S * 3/2021 Liu D8/370
D913,778 S * 3/2021 Huang D8/367

(Continued)

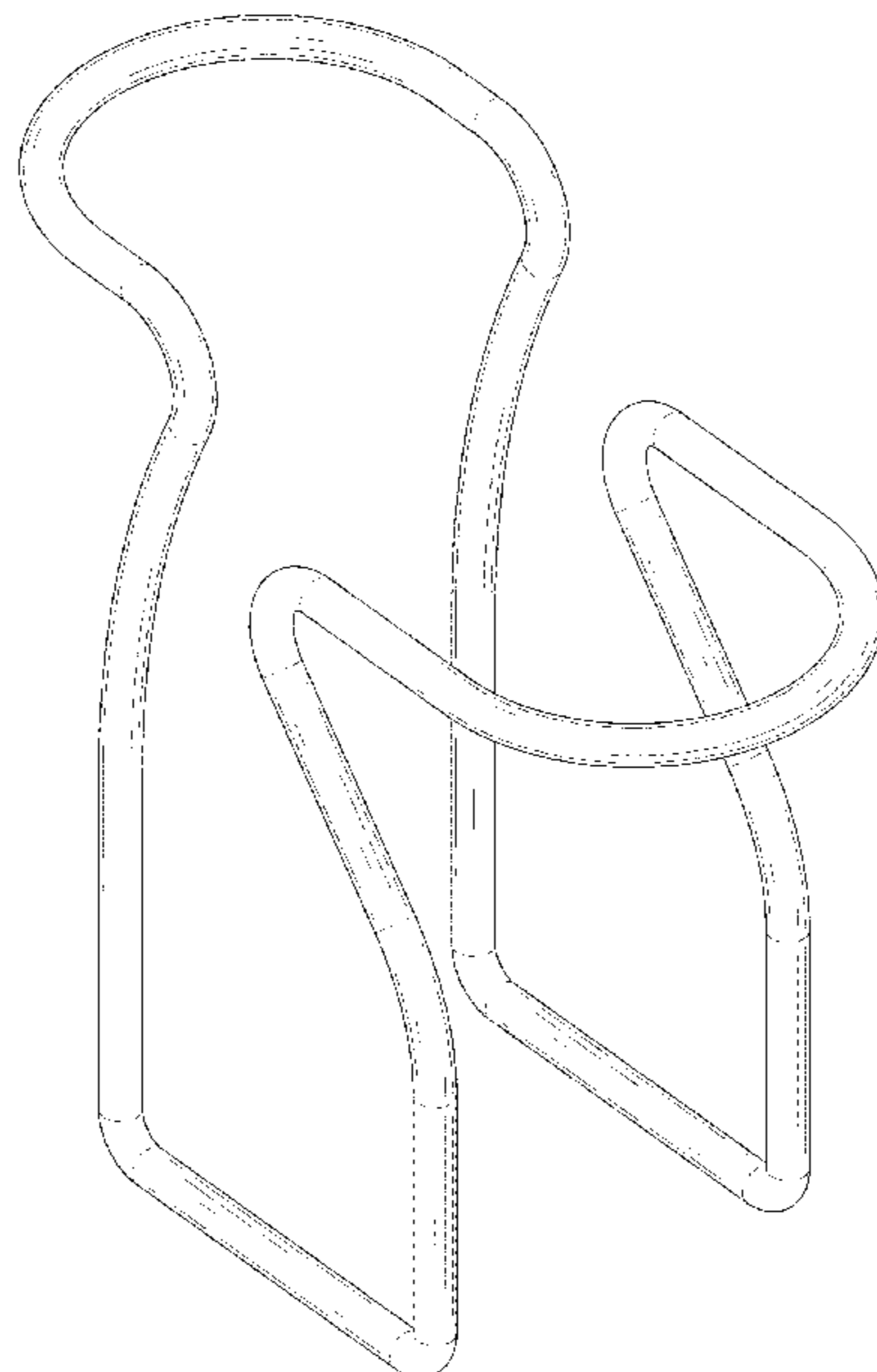
Primary Examiner — Cynthia R Underwood
(74) *Attorney, Agent, or Firm* — Che-Yang Chen; Law
Office of Michael Chen

(56) **References Cited**
U.S. PATENT DOCUMENTS
1,691,123 A * 11/1928 Pajeau A47G 25/743
294/143
2,636,704 A * 4/1953 Norberg F16L 3/003
248/302
D255,646 S * 7/1980 Fischer D8/372
5,018,694 A * 5/1991 Olson A47G 25/1471
248/340
D387,569 S * 12/1997 Goodman D8/372
D390,012 S * 2/1998 Goodman D8/372
D396,371 S * 7/1998 Oliver D8/367
D422,199 S * 4/2000 Snell D8/372
D432,316 S * 10/2000 Duggan D8/372
6,364,267 B1 * 4/2002 Pearce F16B 45/00
248/303
D470,037 S * 2/2003 Knapp D8/372

(57) **CLAIM**
The ornamental design for a drain hose holder hook, as
shown and described.

DESCRIPTION
FIG. 1 is a perspective view of the drain hose holder hook
showing my new design;
FIG. 2 is a perspective view thereof from another angle;
FIG. 3 is a front elevational view thereof;
FIG. 4 is a rear elevational view thereof;
FIG. 5 is a left side elevational view thereof;
FIG. 6 is a right side elevational view thereof;
FIG. 7 is a top plan view thereof; and,
FIG. 8 is a bottom plan view thereof.

1 Claim, 8 Drawing Sheets



(56)

References Cited

U.S. PATENT DOCUMENTS

D941,129	S	*	1/2022	Chen	D8/367
11,291,459	B2	*	4/2022	Ramsey	A61B 17/1227
2006/0212049	A1	*	9/2006	Mohiuddin	A61B 17/083 606/151

* cited by examiner

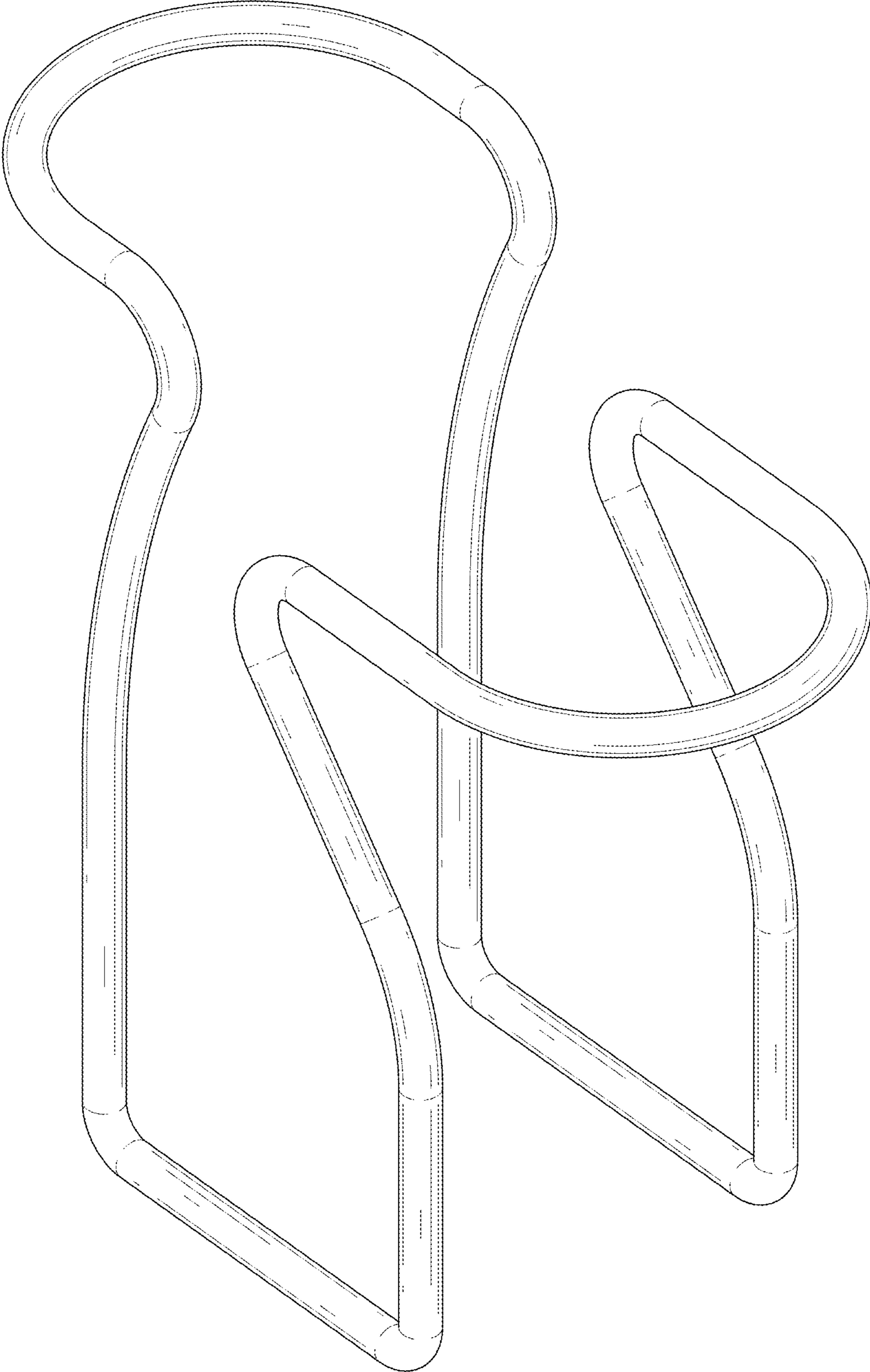


FIG. 1

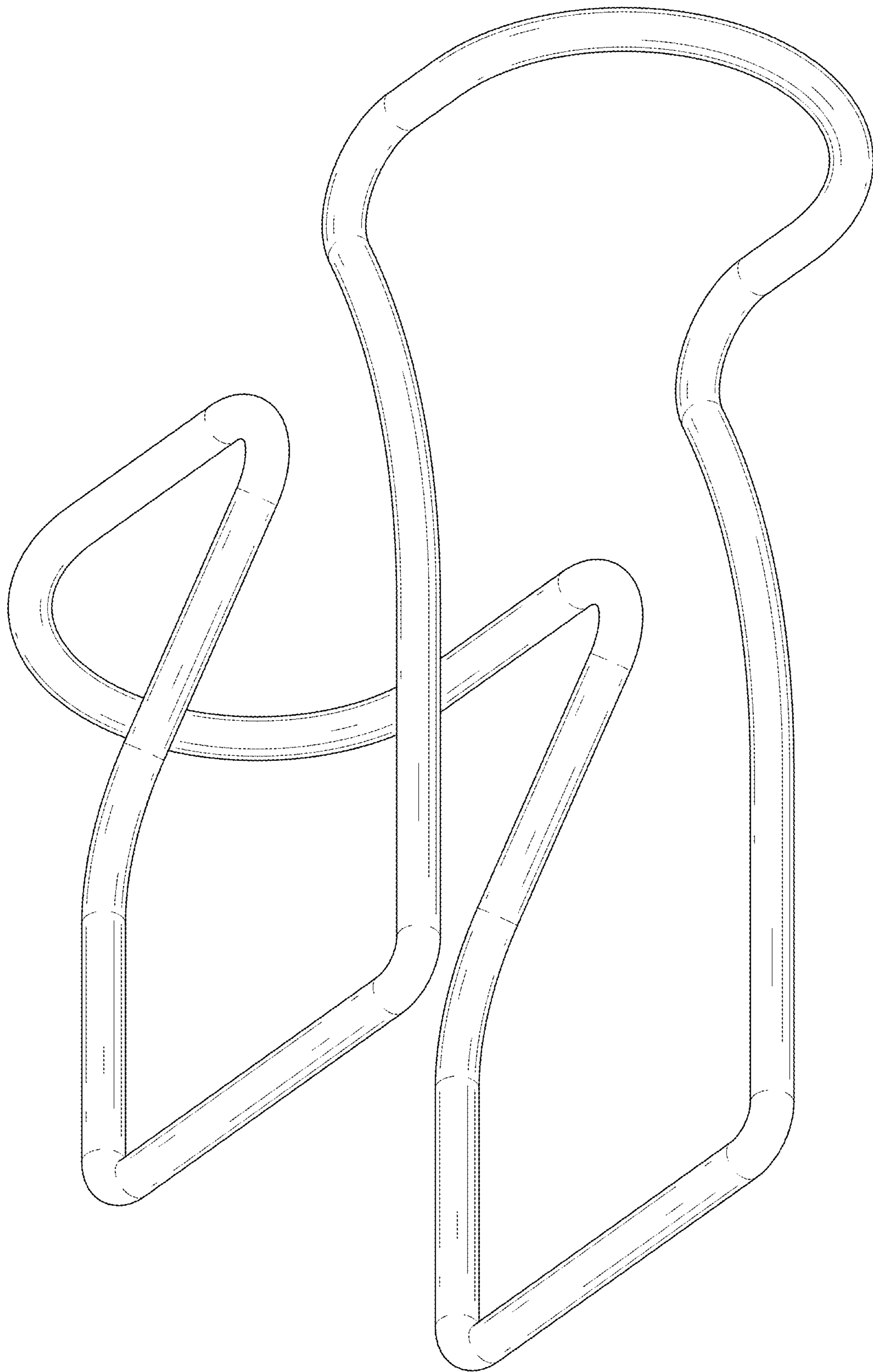


FIG. 2

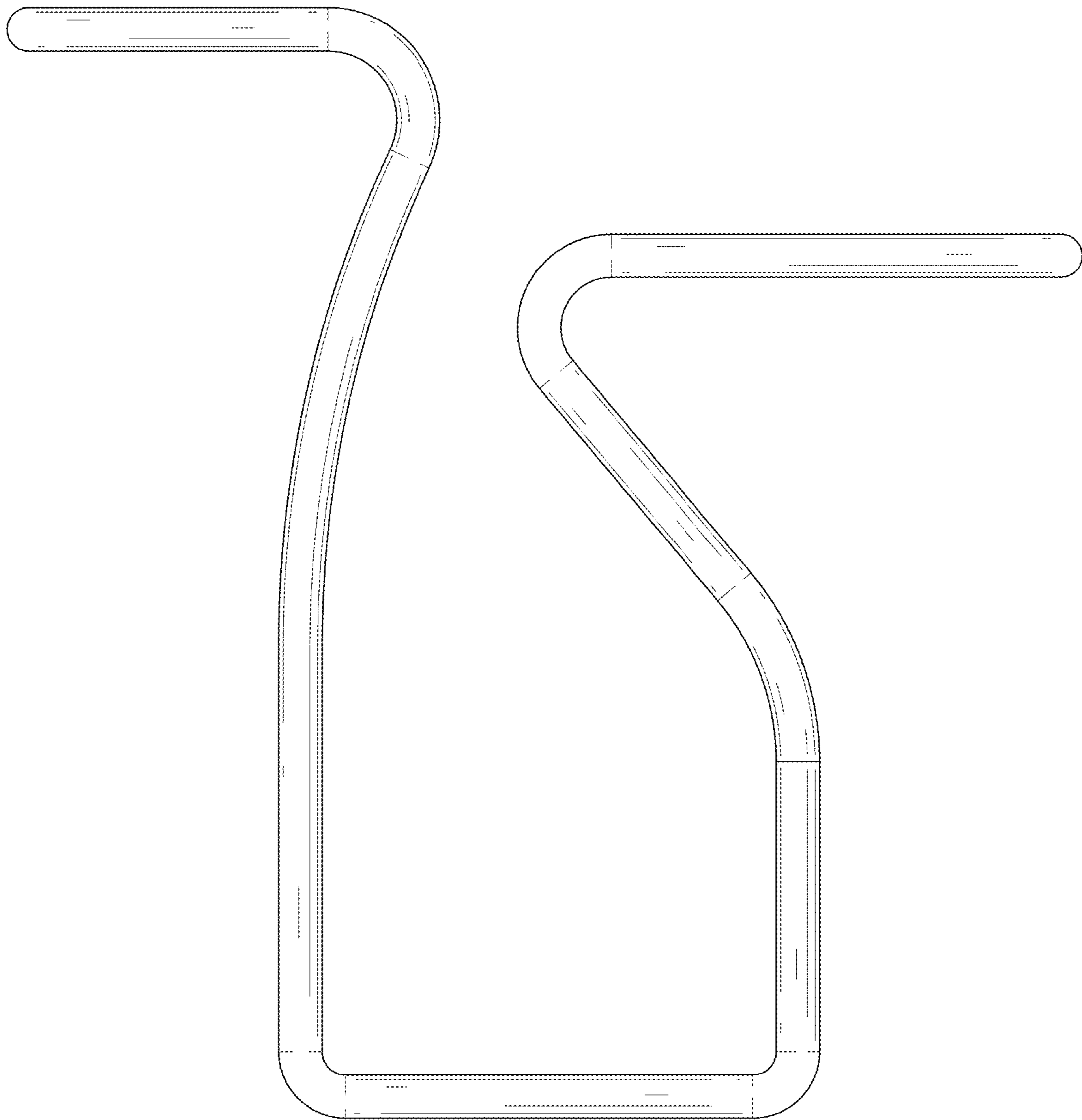


FIG. 3

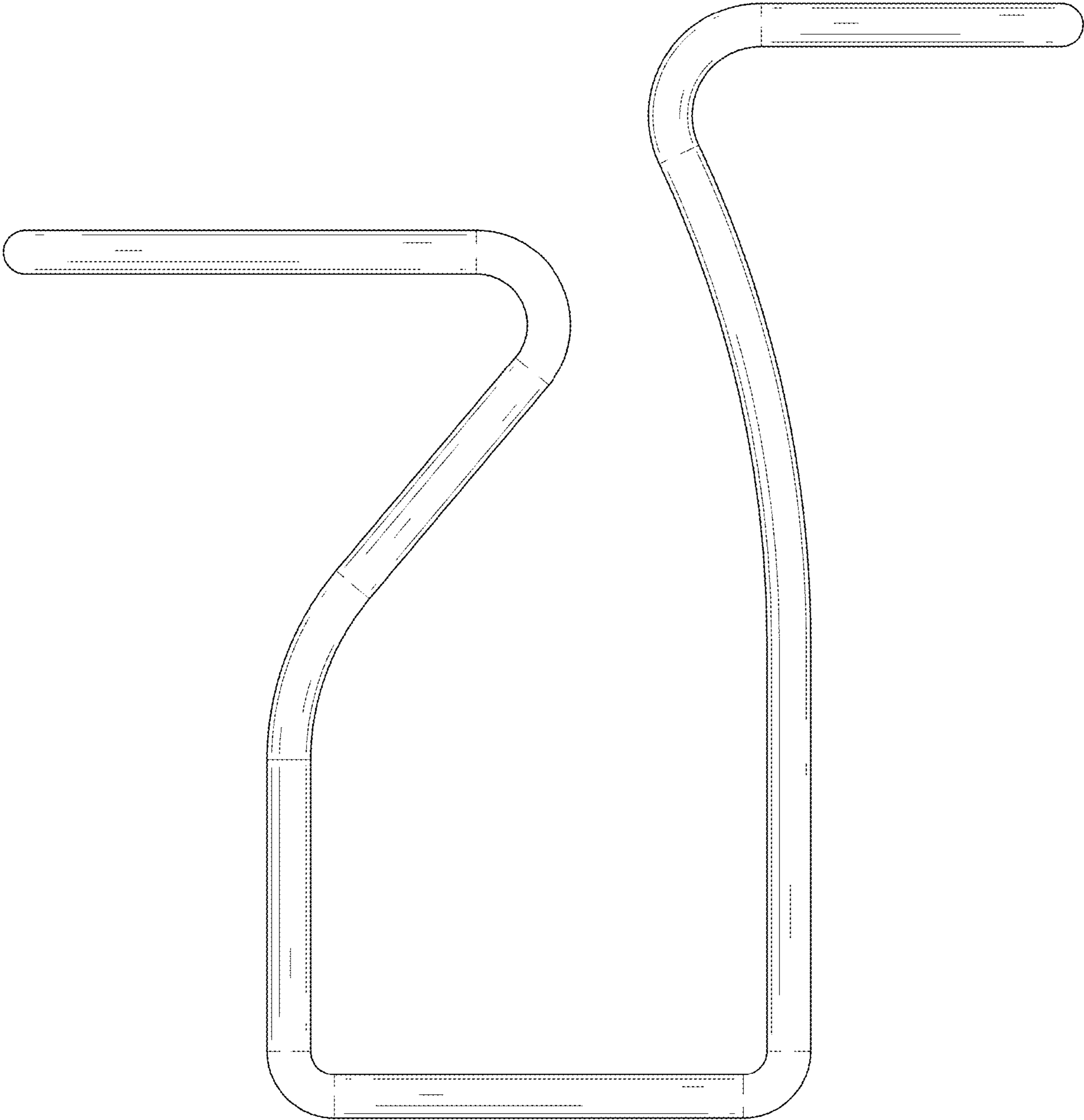


FIG. 4




FIG. 5




FIG. 6

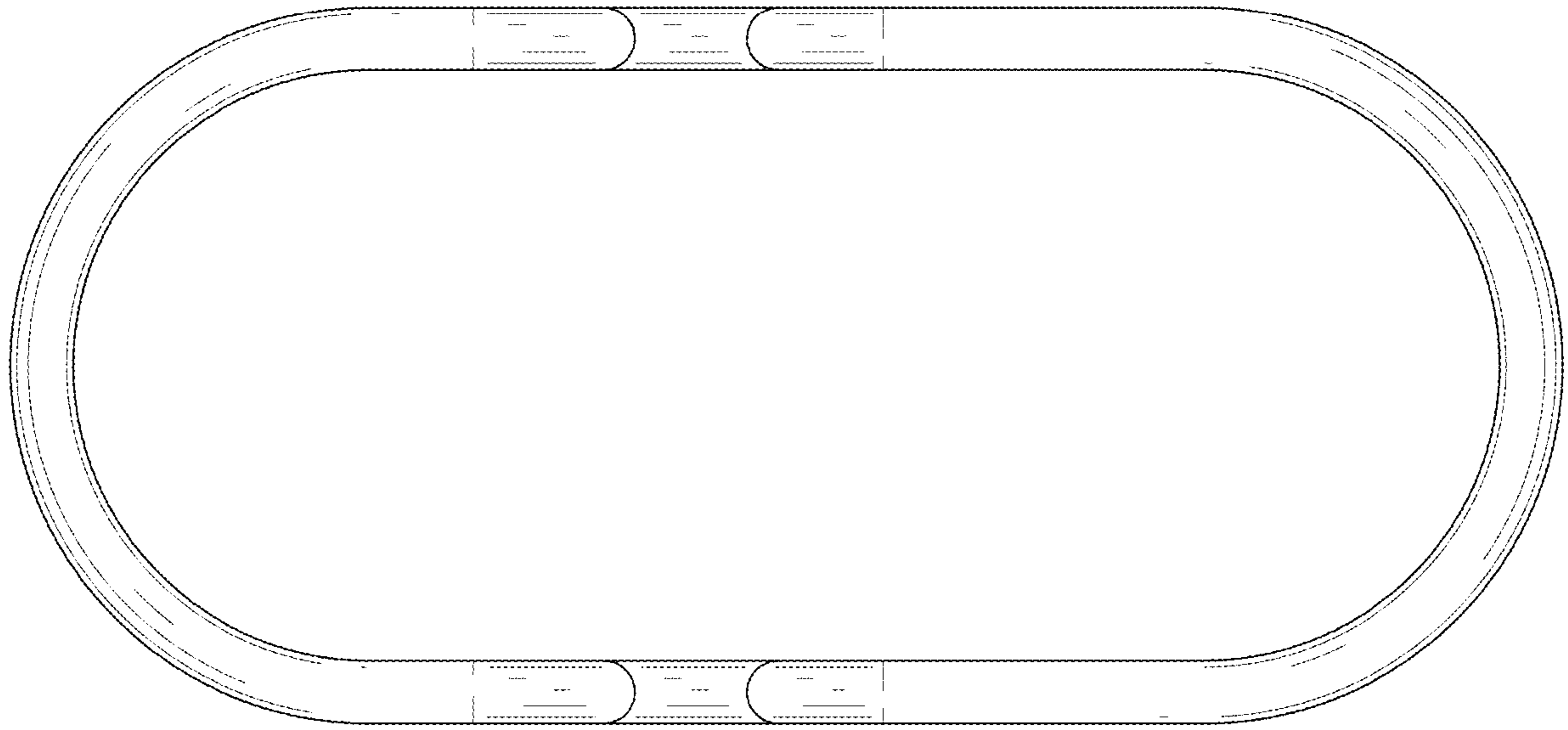


FIG. 7




FIG. 8