



US00D982341S

(12) **United States Design Patent**
Zhao et al.

(10) **Patent No.:** **US D982,341 S**
(45) **Date of Patent:** **** Apr. 4, 2023**

(54) **CHAIR**

(71) Applicant: **ZHEJIANG LINYA CO., LTD,**
Zhejiang (CN)

(72) Inventors: **Niangao Zhao,** Zhejiang (CN); **Qiang Xu,** Zhejiang (CN)

(73) Assignee: **ZHEJIANG LINYACO., LTD,**
Zhejiang (CN)

(**) Term: **15 Years**

(21) Appl. No.: **29/785,954**

(22) Filed: **May 28, 2021**

(30) **Foreign Application Priority Data**

Nov. 30, 2020 (CN) 202030730161.2

(51) **LOC (14) Cl.** **06-01**

(52) **U.S. Cl.**
USPC **D6/369**

(58) **Field of Classification Search**
USPC D6/369, 370, 371, 372, 374, 379
CPC A47C 1/14; A47C 3/045; A47C 3/023;
A47C 3/04; A47C 3/00; A47C 4/022;
A47C 4/03; A47C 4/02; A47C 4/24;
A47C 5/02; A47C 5/04; A47C 5/06;
A47C 5/043; A47C 5/10; A47C 7/021;
A47C 7/16; A47C 7/185; A47C 11/00;
A47C 11/005; A47C 17/02; A47C
31/023; Y10T 403/70

See application file for complete search history.

(56) **References Cited**

U.S. PATENT DOCUMENTS

1,104,618 A * 7/1914 Brooks A47C 17/225
5/55.1

2,587,095 A * 2/1952 Bergan H01R 4/206
403/345

3,845,984 A * 11/1974 Rowland A47C 5/06
297/331

3,845,986 A * 11/1974 Rowland A47C 3/04
297/239

4,114,949 A * 9/1978 Benoit A47C 4/022
D6/371

4,302,048 A * 11/1981 Yount A47C 4/02
297/440.1

D340,364 S * 10/1993 Caldwell D6/370

D369,920 S * 5/1996 Tseng D6/379

D416,703 S * 11/1999 Lin D6/379

D417,344 S * 12/1999 van Rhienen D6/369

D419,792 S * 2/2000 Tseng D6/379

D436,751 S * 1/2001 Schacht D6/379

D449,745 S * 10/2001 Slear D6/370

6,517,161 B2 * 2/2003 Lo A47C 5/06
297/440.11

D474,904 S * 5/2003 Ciabatti D6/370

D479,774 S * 9/2003 Wimberger D6/370

D495,890 S * 9/2004 Chadwick D6/373

D512,234 S * 12/2005 Spector D6/370

D513,669 S * 1/2006 Franks D6/379

D526,138 S * 8/2006 Rech D6/379

D540,055 S * 4/2007 Doughty D6/373

(Continued)

Primary Examiner — Kevin K Rudzinski
Assistant Examiner — Paul D Bohannon
(74) *Attorney, Agent, or Firm* — JCIP Global Inc.

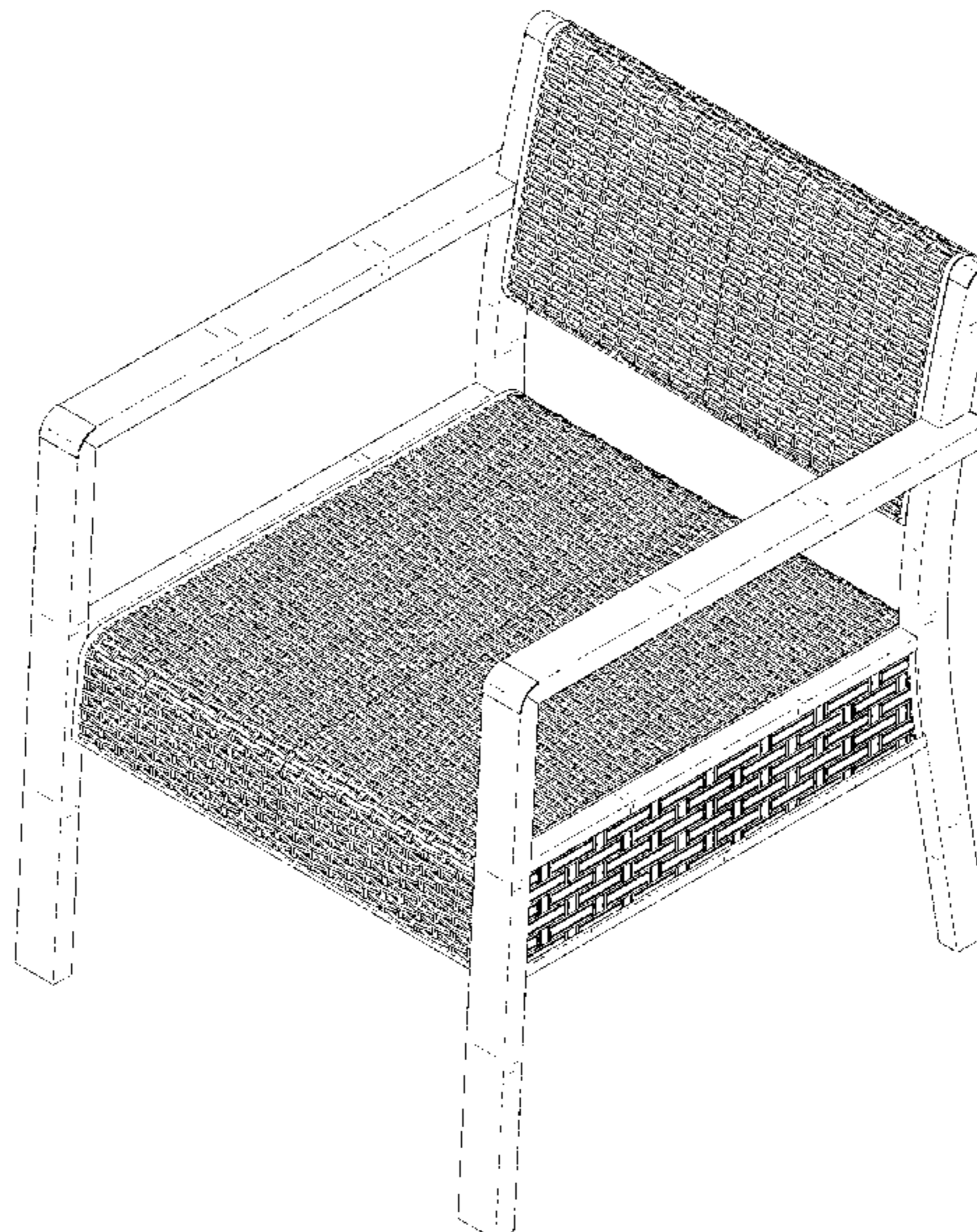
(57) **CLAIM**

The ornamental design for a chair, as shown and described.

DESCRIPTION

FIG. 1 is a perspective view of a chair showing our new design;
FIG. 2 is a front view thereof;
FIG. 3 is a rear view thereof;
FIG. 4 is a left side view thereof;
FIG. 5 is a right side view thereof; and,
FIG. 6 is a top view thereof.

1 Claim, 6 Drawing Sheets



(56)

References Cited

U.S. PATENT DOCUMENTS

D540,559 S * 4/2007 Neil D6/379
 D557,919 S * 12/2007 Rech D6/369
 D561,484 S * 2/2008 Andreucci A47C 1/143
 D6/379
 D572,494 S * 7/2008 Lowsky D6/370
 D572,495 S * 7/2008 Lowsky D6/370
 D582,172 S * 12/2008 Vallet D6/369
 D583,162 S * 12/2008 Vallet D6/369
 D586,145 S * 2/2009 Guinochet D6/381
 D589,273 S * 3/2009 Fairbanks D6/370
 D591,523 S * 5/2009 White, III D6/370
 D594,242 S * 6/2009 Sweeney D6/376
 D594,668 S * 6/2009 Neil D6/376
 D596,419 S * 7/2009 White, III D6/369
 D602,277 S * 10/2009 Neil D6/379
 D609,487 S * 2/2010 Kumazawa D6/373
 D645,673 S * 9/2011 Buehler D6/370
 D647,318 S * 10/2011 Bogdan D6/379
 D655,525 S * 3/2012 Pedersen D6/370
 D655,528 S * 3/2012 Neil D6/379
 D660,036 S * 5/2012 Grotta D6/370
 D660,612 S * 5/2012 Smith D6/374

D661,917 S * 6/2012 Citterio D6/369
 D679,108 S * 4/2013 Asner D6/370
 D730,068 S * 5/2015 Thuma D6/336
 D761,032 S * 7/2016 Asner D6/370
 9,759,248 B1 * 9/2017 Wu A47C 7/40
 D889,872 S * 7/2020 Zhao D6/370
 D927,875 S * 8/2021 Xiao D6/369
 D929,144 S * 8/2021 Ji D6/369
 D929,145 S * 8/2021 Ji D6/369
 D931,001 S * 9/2021 Qin D6/369
 D936,988 S * 11/2021 Kong D6/369
 D937,596 S * 12/2021 Kong D6/370
 D937,598 S * 12/2021 Qin D6/371
 D939,233 S * 12/2021 Foersom D6/369
 D953,764 S * 6/2022 Xiao D6/370
 D956,441 S * 7/2022 Chen D6/370
 D956,443 S * 7/2022 Chen D6/376
 2005/0146193 A1 * 7/2005 Shieh A47C 31/023
 297/440.11
 2007/0018495 A1 * 1/2007 Xiang A47C 31/02
 297/452.59
 2019/0090646 A1 * 3/2019 Adams A47C 1/14
 2019/0335915 A1 * 11/2019 Wang A47C 7/28
 2020/0187657 A1 * 6/2020 Rogers A47C 1/14

* cited by examiner

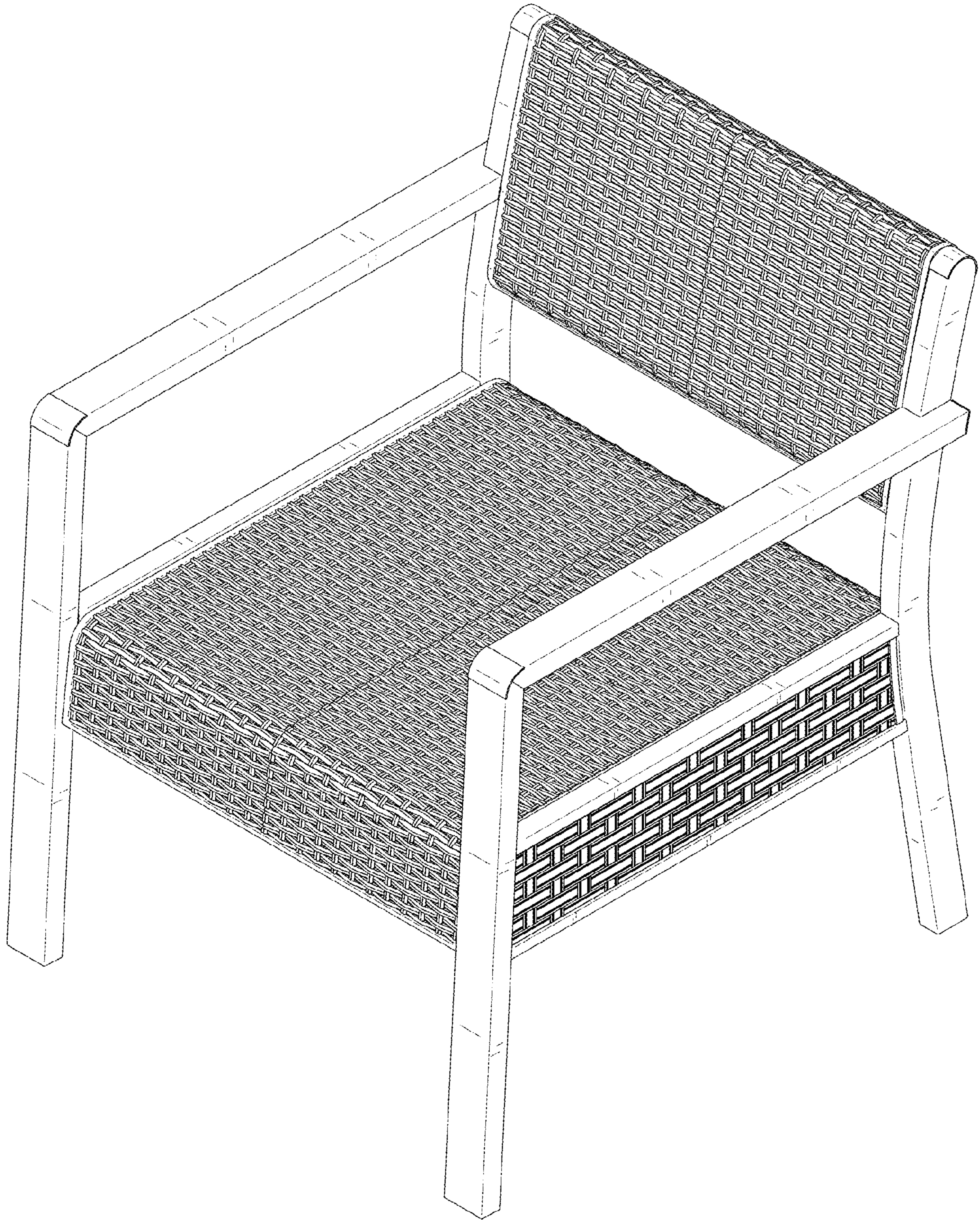


FIG. 1




FIG. 2




FIG. 3

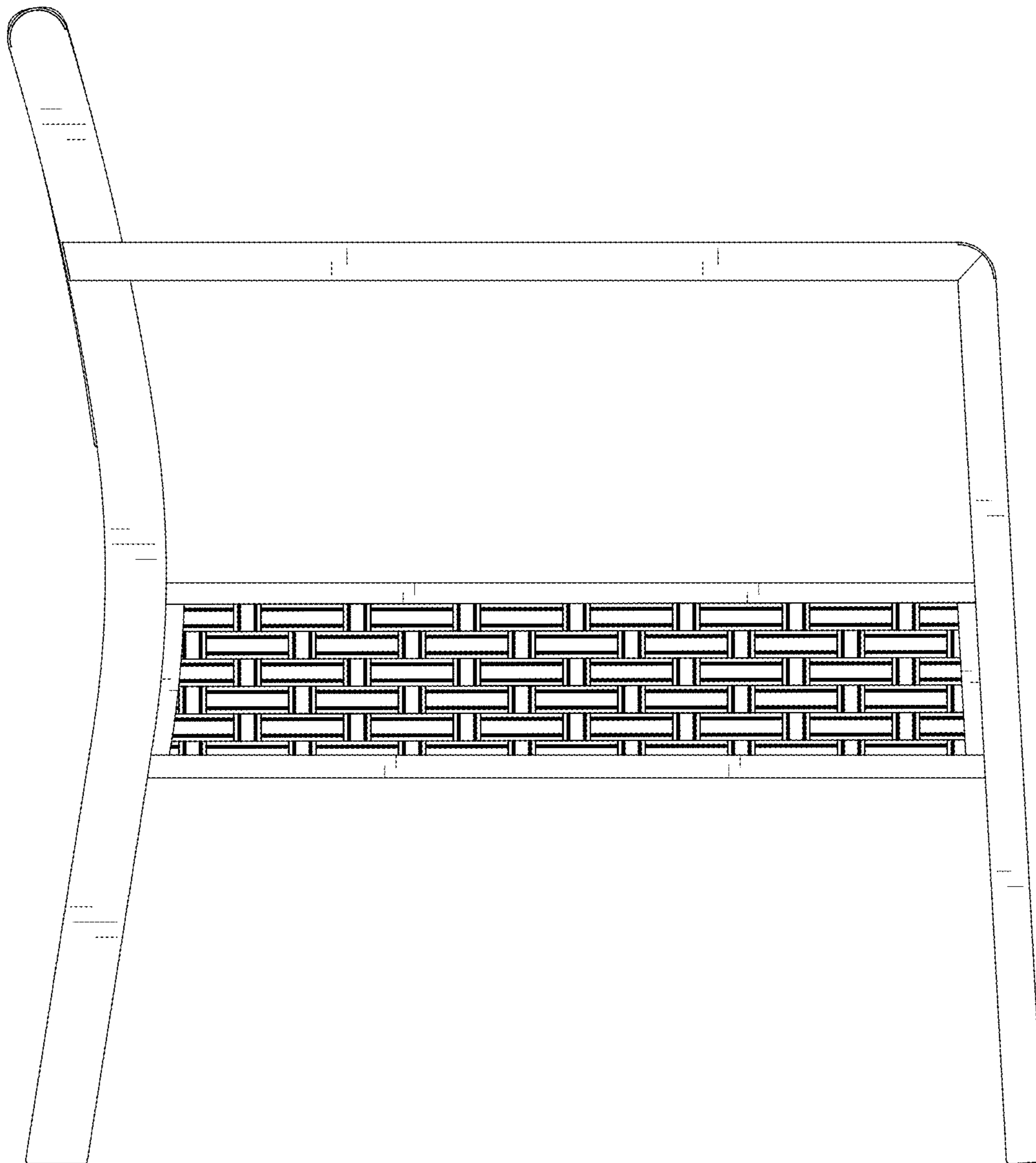


FIG. 4

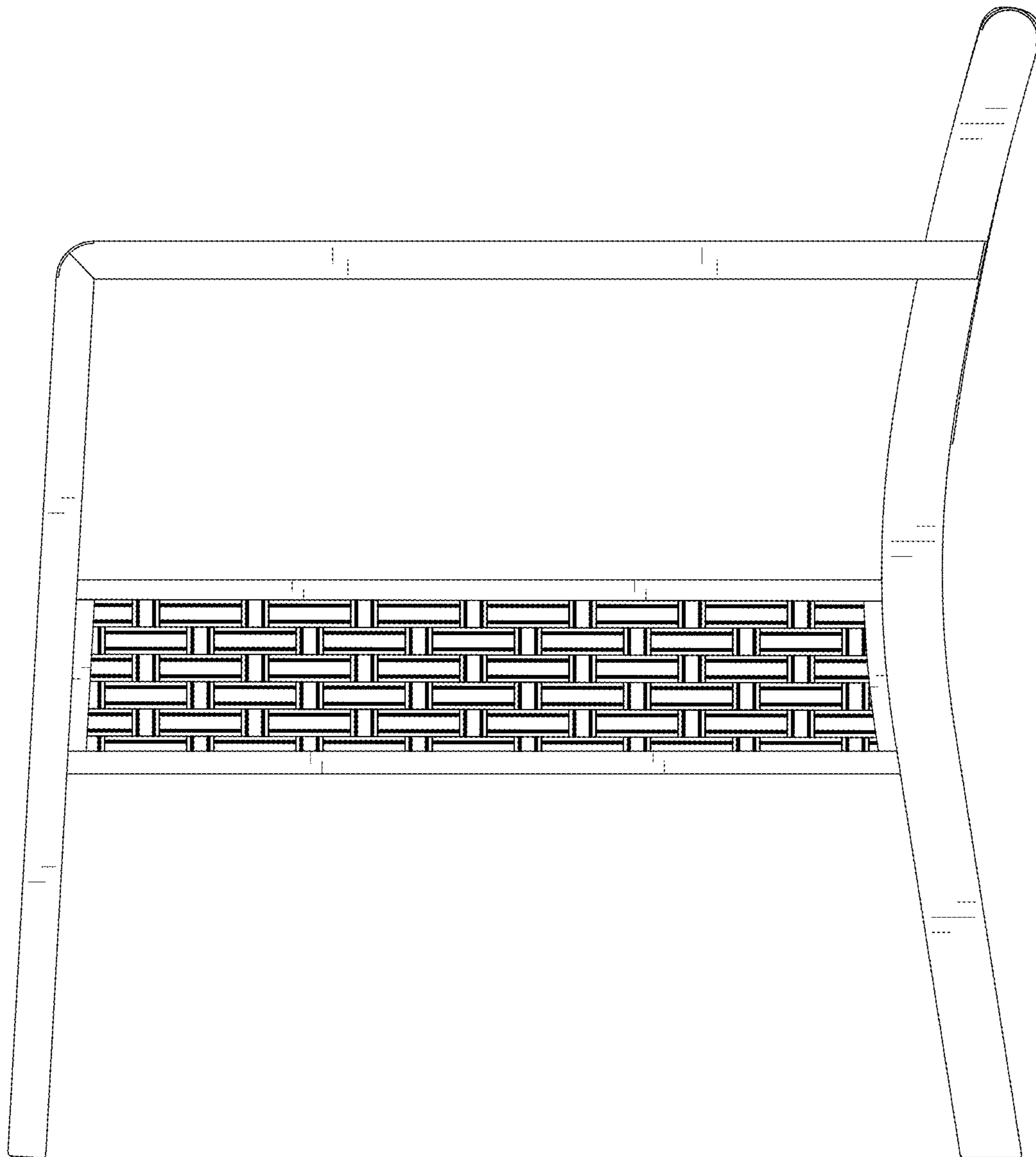


FIG. 5




FIG. 6