



US00D982281S

(12) **United States Design Patent** (10) **Patent No.:** **US D982,281 S**  
**Li** (45) **Date of Patent:** **\*\* Apr. 4, 2023**

(54) **INFLATABLE FLAMINGO COSTUME**

(71) Applicant: **KOOY DECORATION CO., LTD,**  
Guangzhou (CN)

(72) Inventor: **Zhi Li,** Guangzhou (CN)

(\*\*) Term: **15 Years**

(21) Appl. No.: **29/800,396**

(22) Filed: **Jul. 21, 2021**

(51) **LOC (14) Cl.** ..... **02-02**

(52) **U.S. Cl.**  
USPC ..... **D2/741**

(58) **Field of Classification Search**  
USPC ..... D2/741, 733, 746, 734; D21/808  
CPC ..... A63J 7/005; A41D 1/00; A41D 11/00  
See application file for complete search history.

(56) **References Cited**

**U.S. PATENT DOCUMENTS**

3,382,504	A *	5/1968	Luis	.....	A41D 1/00
					D2/741
D328,766	S *	8/1992	Wilson	.....	D2/741
D837,484	S *	1/2019	Ontiveros, Sr.	.....	D2/741
D858,944	S *	9/2019	Ontiveros, Sr.	.....	D2/741
D877,272	S *	3/2020	He	.....	D21/808
D919,234	S *	5/2021	Ontiveros, Sr.	.....	D2/741
D923,293	S *	6/2021	Ontiveros, Sr.	.....	D2/741
D932,137	S *	10/2021	Zhou	.....	D2/741
D952,992	S *	5/2022	Li	.....	D2/741
D973,309	S *	12/2022	Gu	.....	D2/741
2022/0000192	A1 *	1/2022	Musser	.....	A63J 7/005

**FOREIGN PATENT DOCUMENTS**

JP 2020006037 \* 1/2020

**OTHER PUBLICATIONS**

Kooy Inflatable Flamingo Costume posted to amazon.com. Available date: Mar. 16, 2021 [site visited Jan. 12, 2023] Available:

<<https://www.amazon.com/Inflatable-Flamingo-Halloween-Costumes-Christmas/dp/B08Y6K6CQJ>> (Year: 2021).\*  
Spooktacular Creations Inflatable Costume Riding an Ostrich posted to amazon.com. Available date: Aug. 15, 2018 [site visited Jan. 12, 2023] Available: <<https://www.amazon.com/Spooktacular-Creations-Inflatable-Costume-Halloween/dp/B07GJ1RP1S>> (Year: 2018).\*

(Continued)

*Primary Examiner* — Kevin K Rudzinski

(74) *Attorney, Agent, or Firm* — Daniel M. Cohn;  
Howard M. Cohn

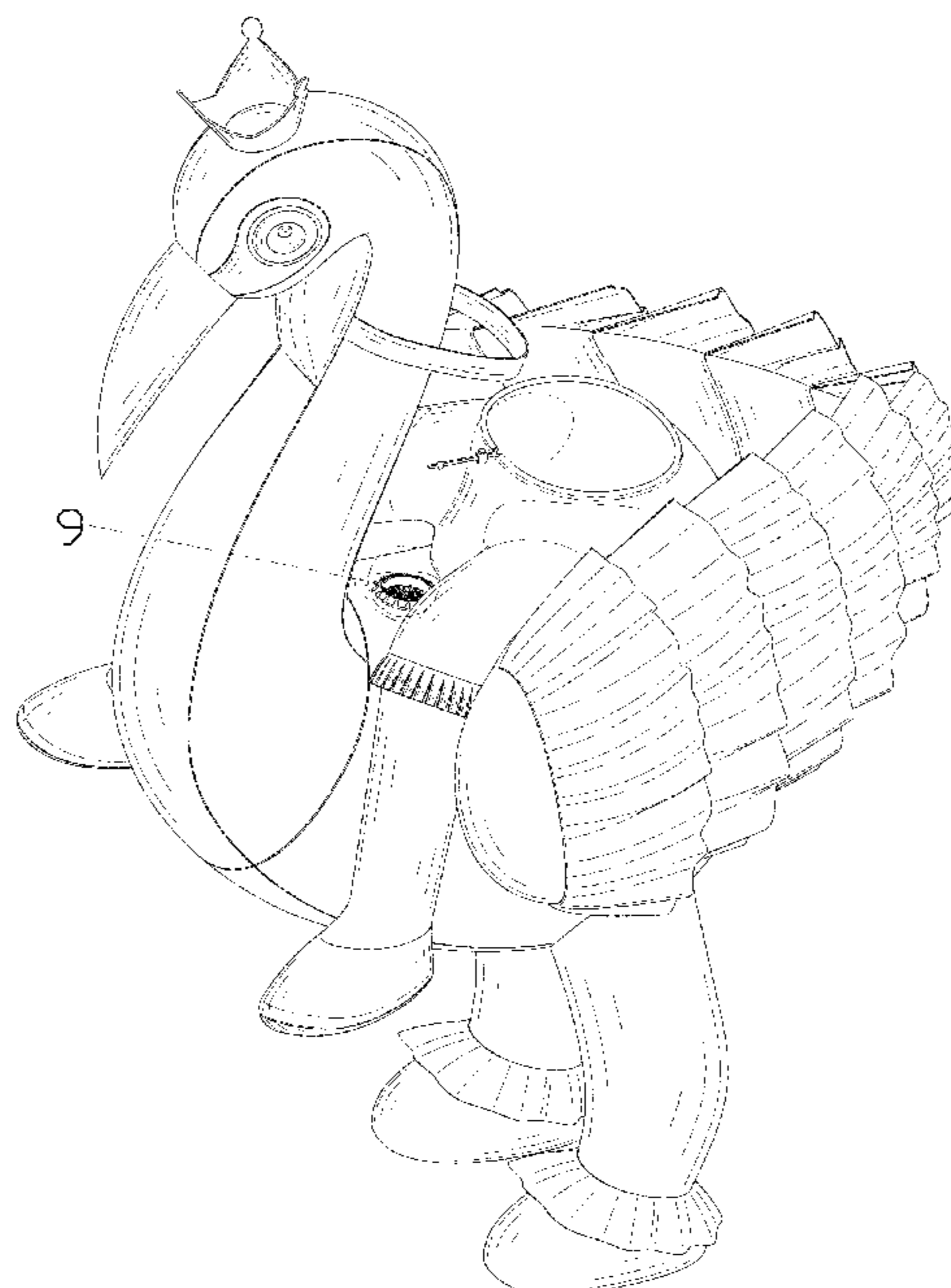
(57) **CLAIM**

The ornamental design for an inflatable flamingo costume, as shown and described.

**DESCRIPTION**

FIG. 1 is a perspective view of an inflatable flamingo costume showing my new design;  
FIG. 2 is another perspective view thereof;  
FIG. 3 is a left side elevational view thereof;  
FIG. 4 is a right side elevational view thereof;  
FIG. 5 is a front elevational view thereof;  
FIG. 6 is a rear elevational view thereof;  
FIG. 7 is a top plan view thereof;  
FIG. 8 is a bottom plan view thereof;  
FIG. 9 is an enlarged view of portion 9 shown in FIG. 1; and,  
FIG. 10 is an enlarged view of portion 10 shown in FIG. 7.  
The dash-dash broken lines in the drawings depict portions of the inflatable flamingo costume that form no part of the claimed design. The dot-dash broken lines represent boundaries of the enlarged portions and form no part of the claimed design.

**1 Claim, 10 Drawing Sheets**



(56)

**References Cited**

## OTHER PUBLICATIONS

Inflatable Costume Flamingo Costume Adult Ride On Flamingo Inflatable Halloween Costume by Rhythmart posted to amazon.com. Available date: May 30, 2018 [site visited Jan. 12, 2023] Available: <<https://www.amazon.com/Inflatable-Flamingo-Costume-Halloween-Cosplay/dp/B07DF8D8BH>> (Year: 2018).\*

Kooy Inflatable Flamingo Costume posted to amazon.com. Available date: Mar. 16, 2021 [site visited Jan. 12, 2023] Available: <<https://www.amazon.com/Kooy-Inflatable-Flamingo-Halloween-Costumes/dp/B07R6K28QR>> (Year: 2019).\*

Jashke Inflatable Costume Flamingo Costume posted to amazon.com. Available date: Aug. 7, 2019 [site visited Jan. 12, 2023] Available: <<https://www.amazon.com/Inflatable-Flamingo-Costume-Cosplay-Costumes/dp/B07W7PKJMW>> (Year: 2019).\*

One Casa Inflatable Flamingo Costume Riding On Flamingo posted to amazon. Available date: Apr. 27, 2021 [site visited Jan. 12, 2023] Available: <<https://www.amazon.com/One-Casa-Inflatable-Flamingo-Halloween/dp/B093LM3JPB>> (Year: 2021).\*

\* cited by examiner

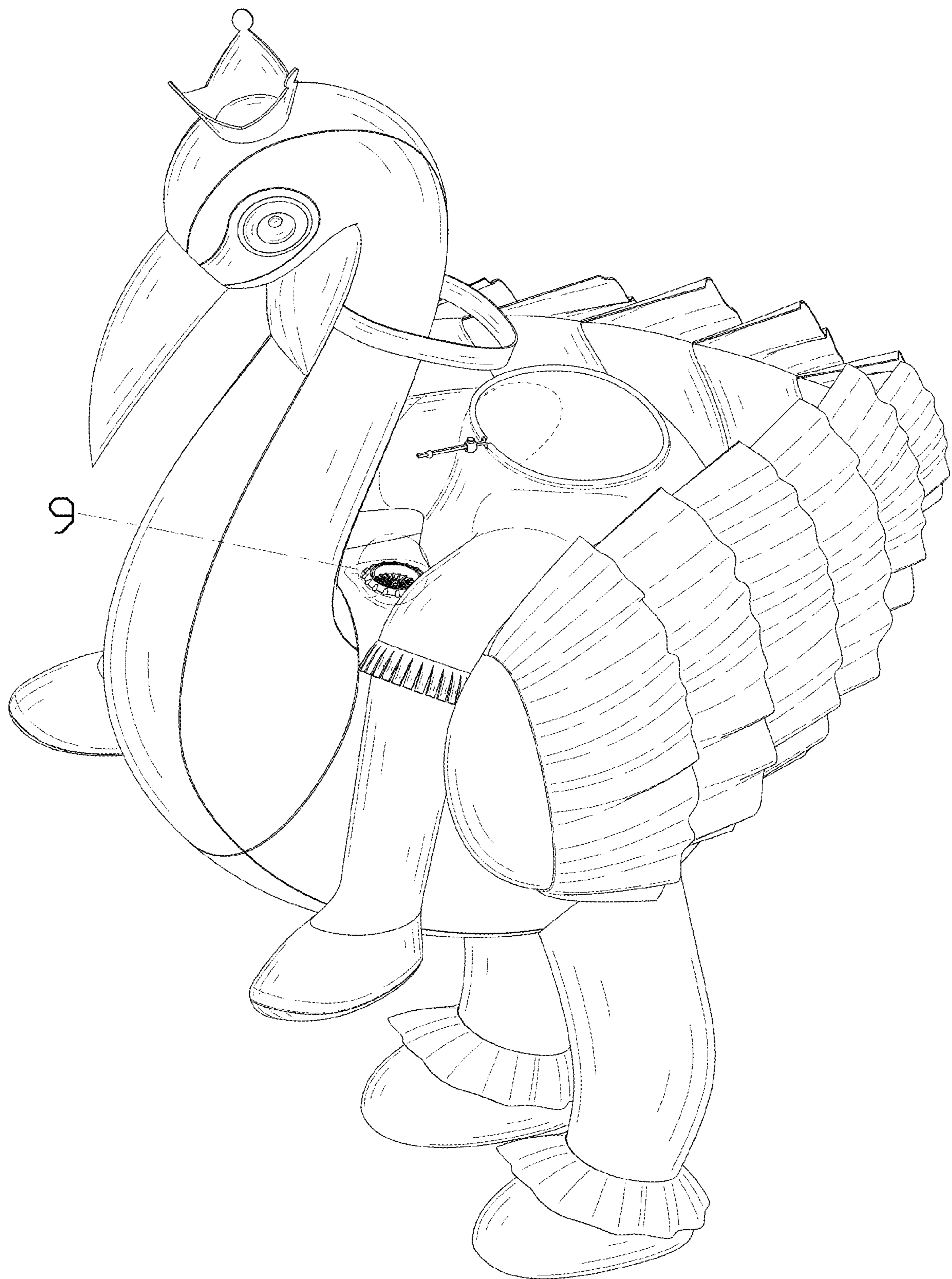


FIG. 1



FIG. 2

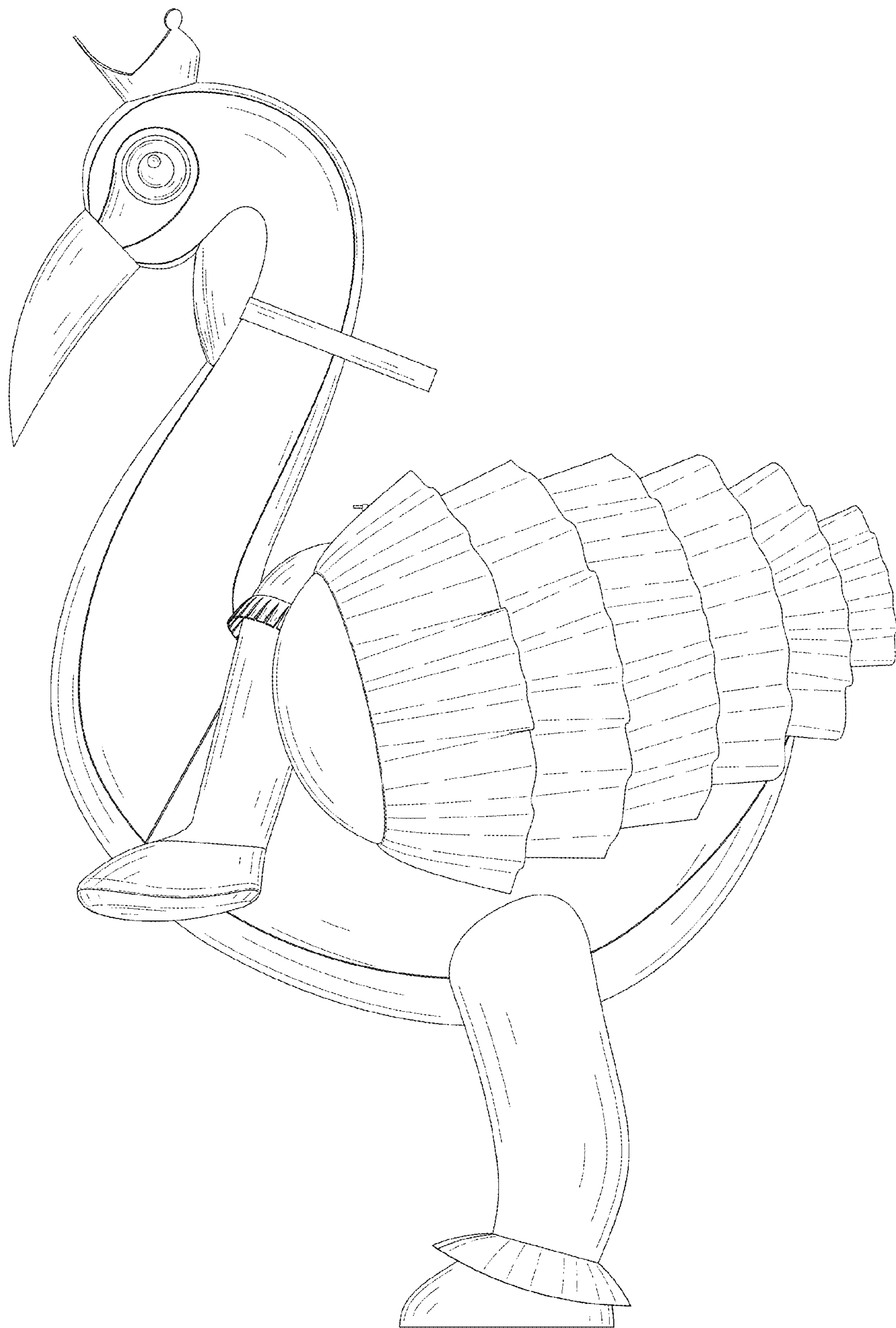


FIG. 3

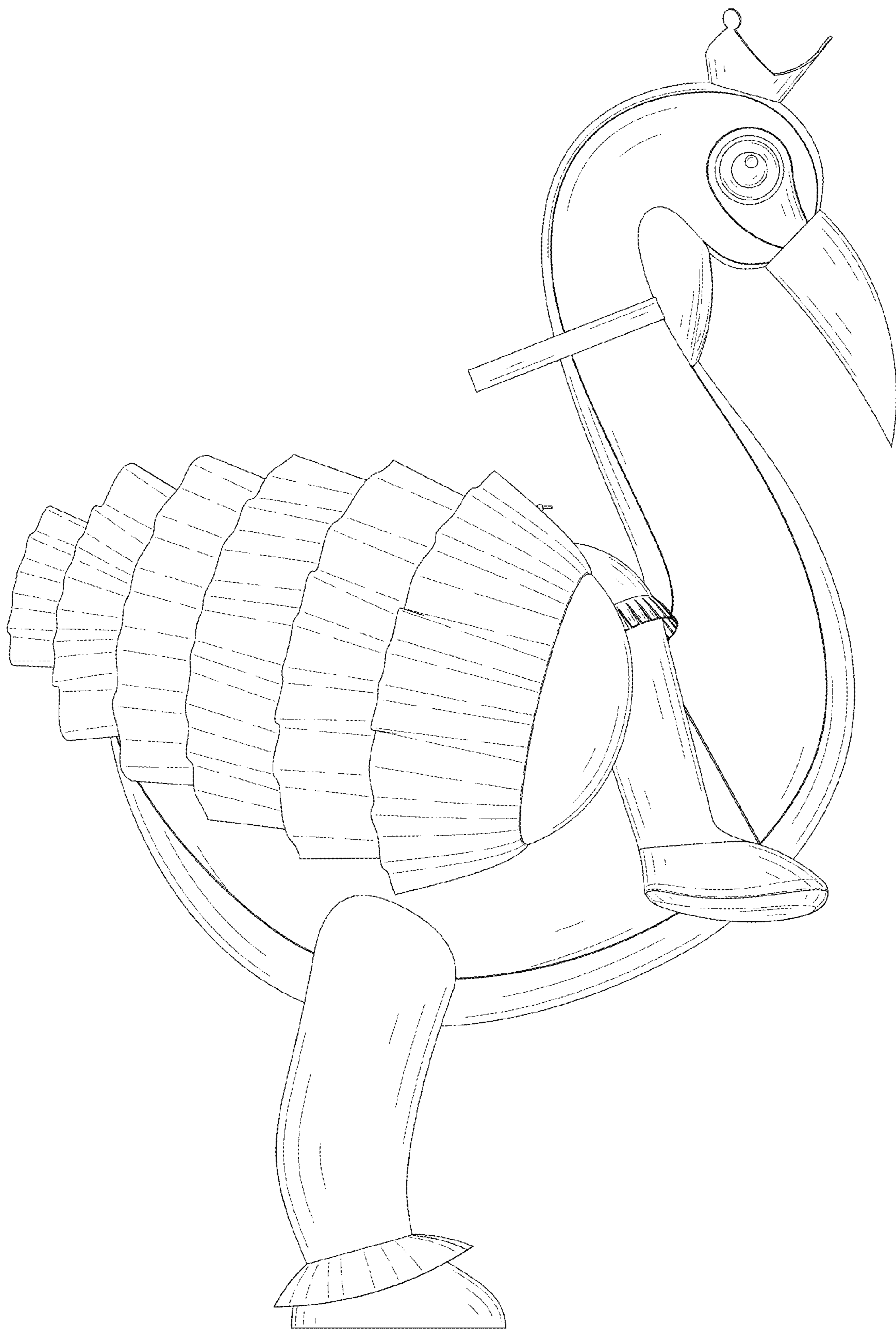


FIG. 4

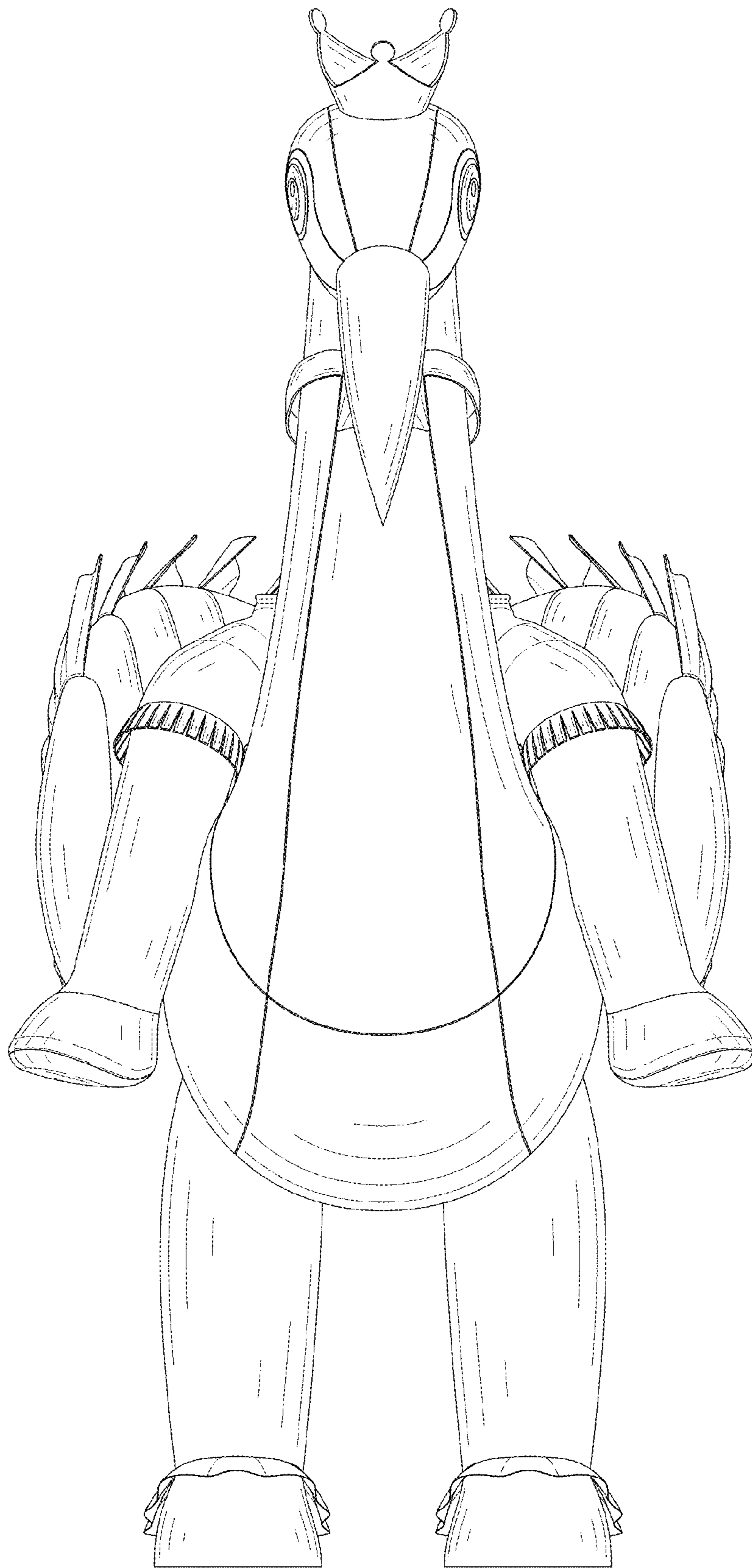


FIG. 5

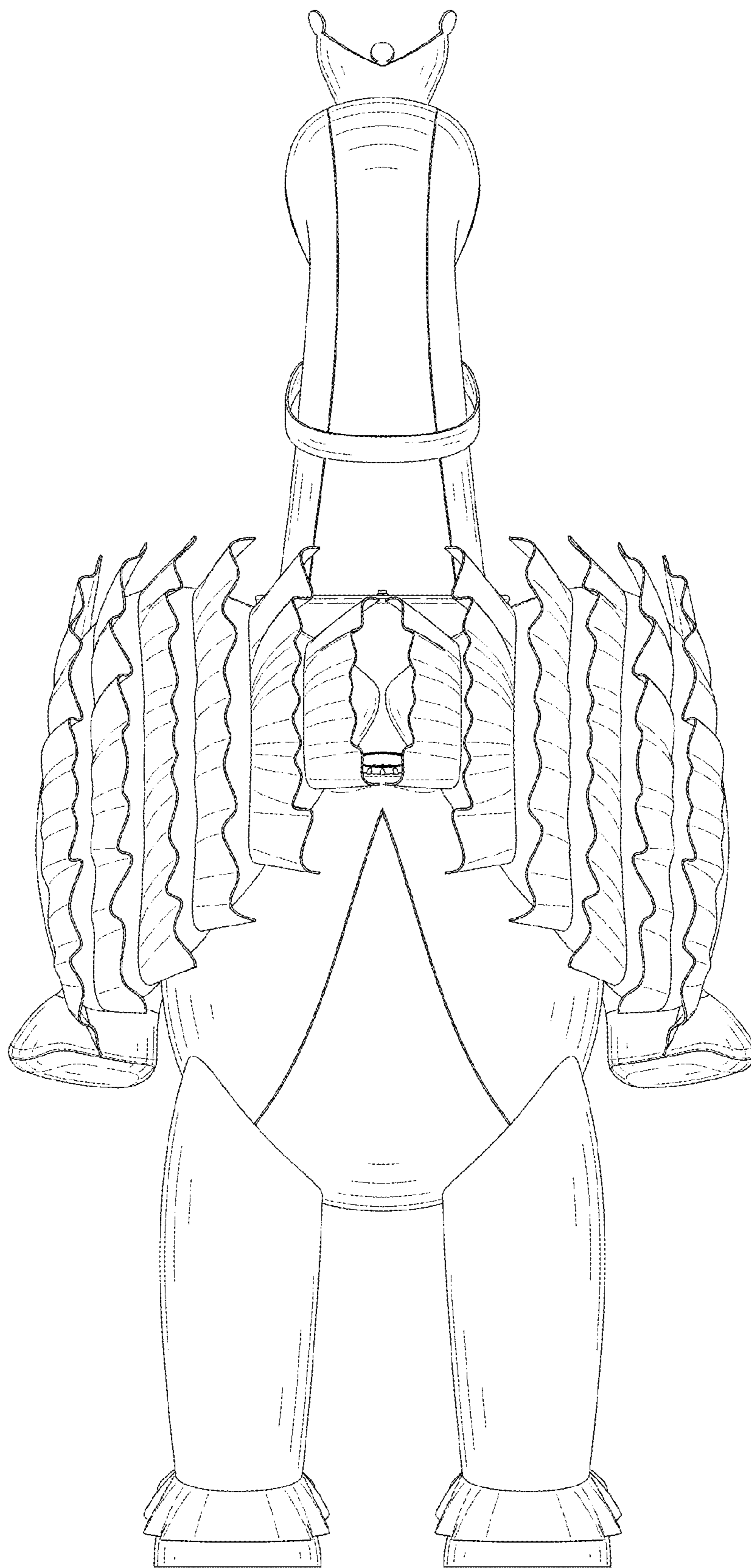


FIG. 6



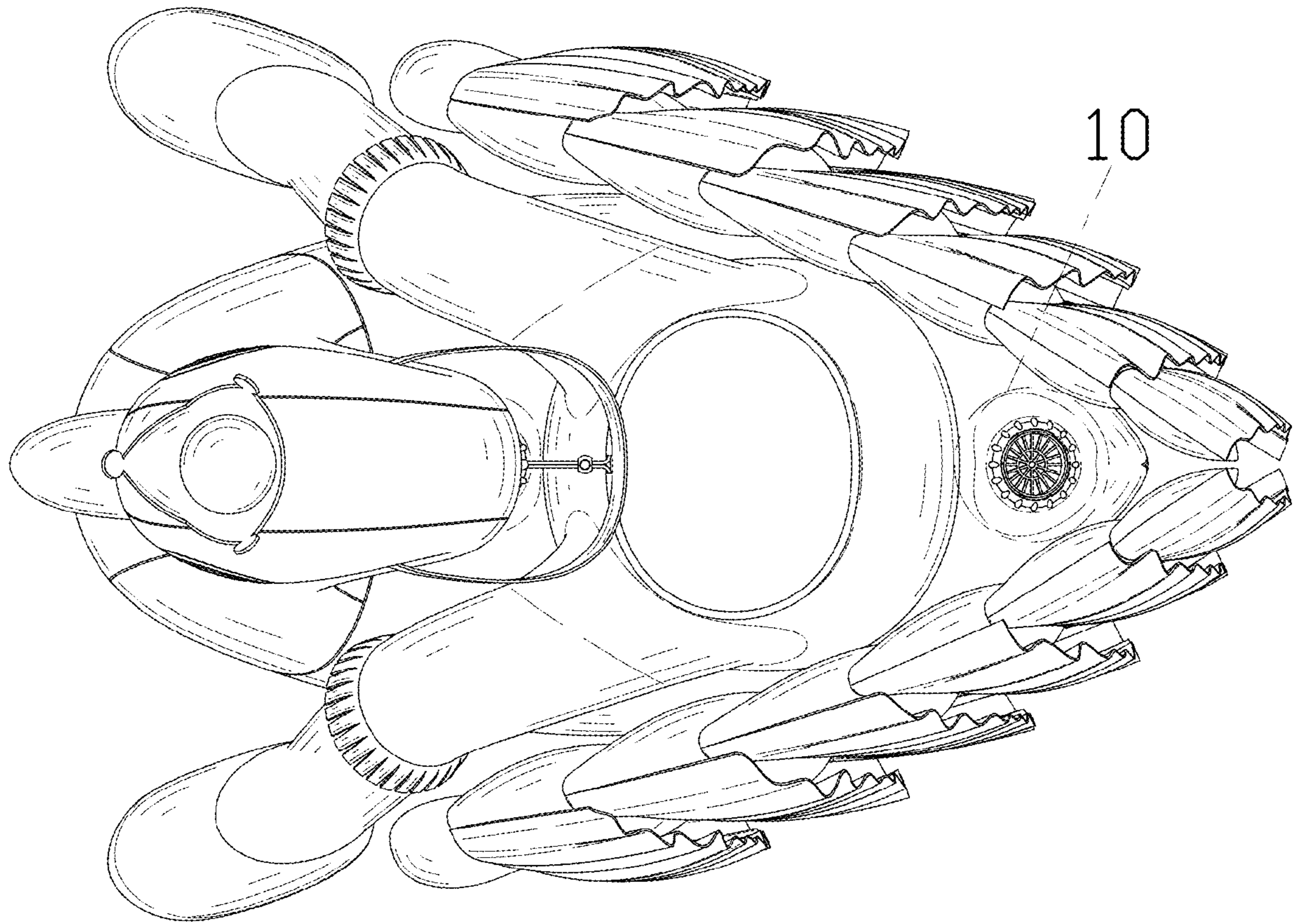


FIG. 7

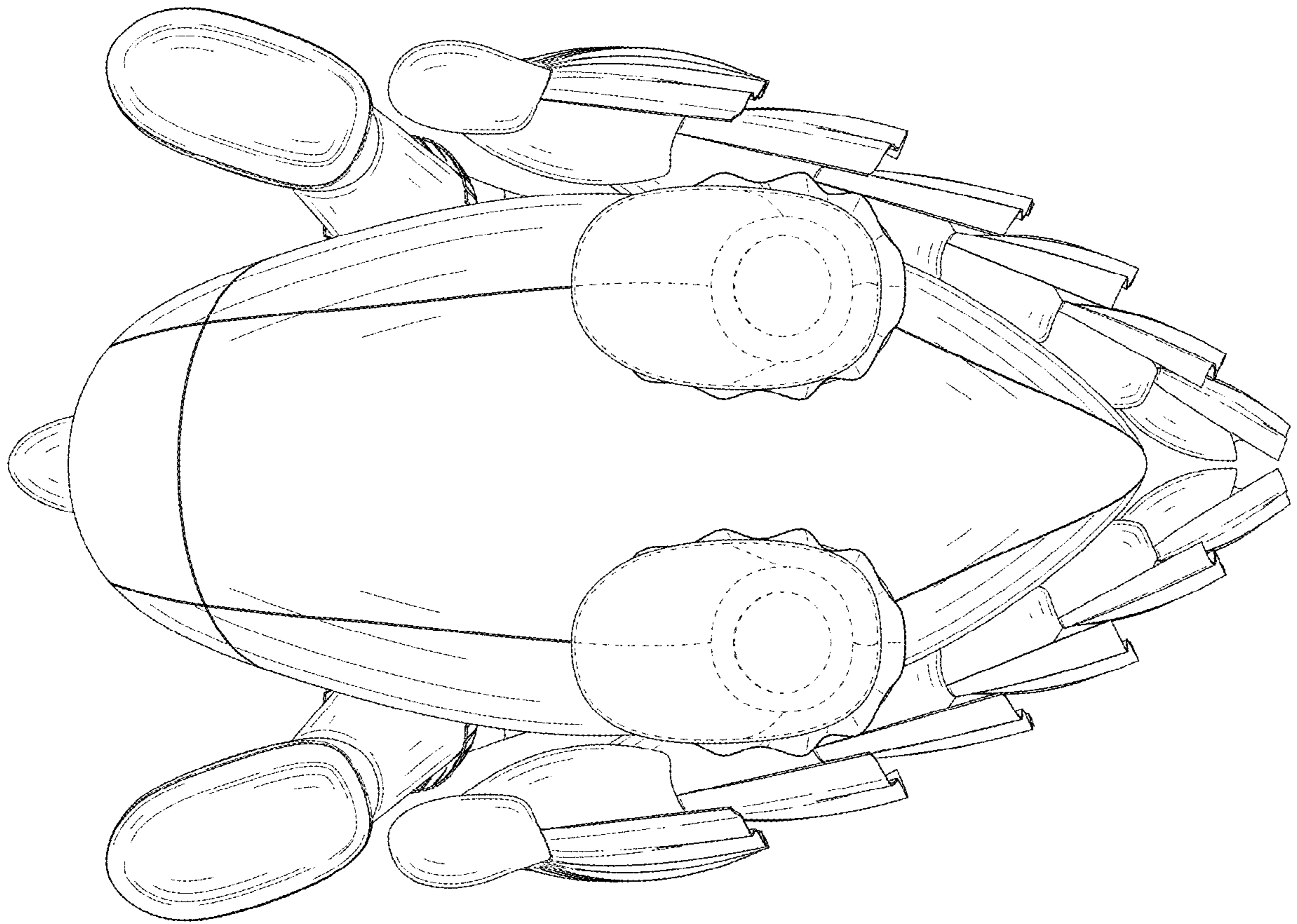


FIG. 8

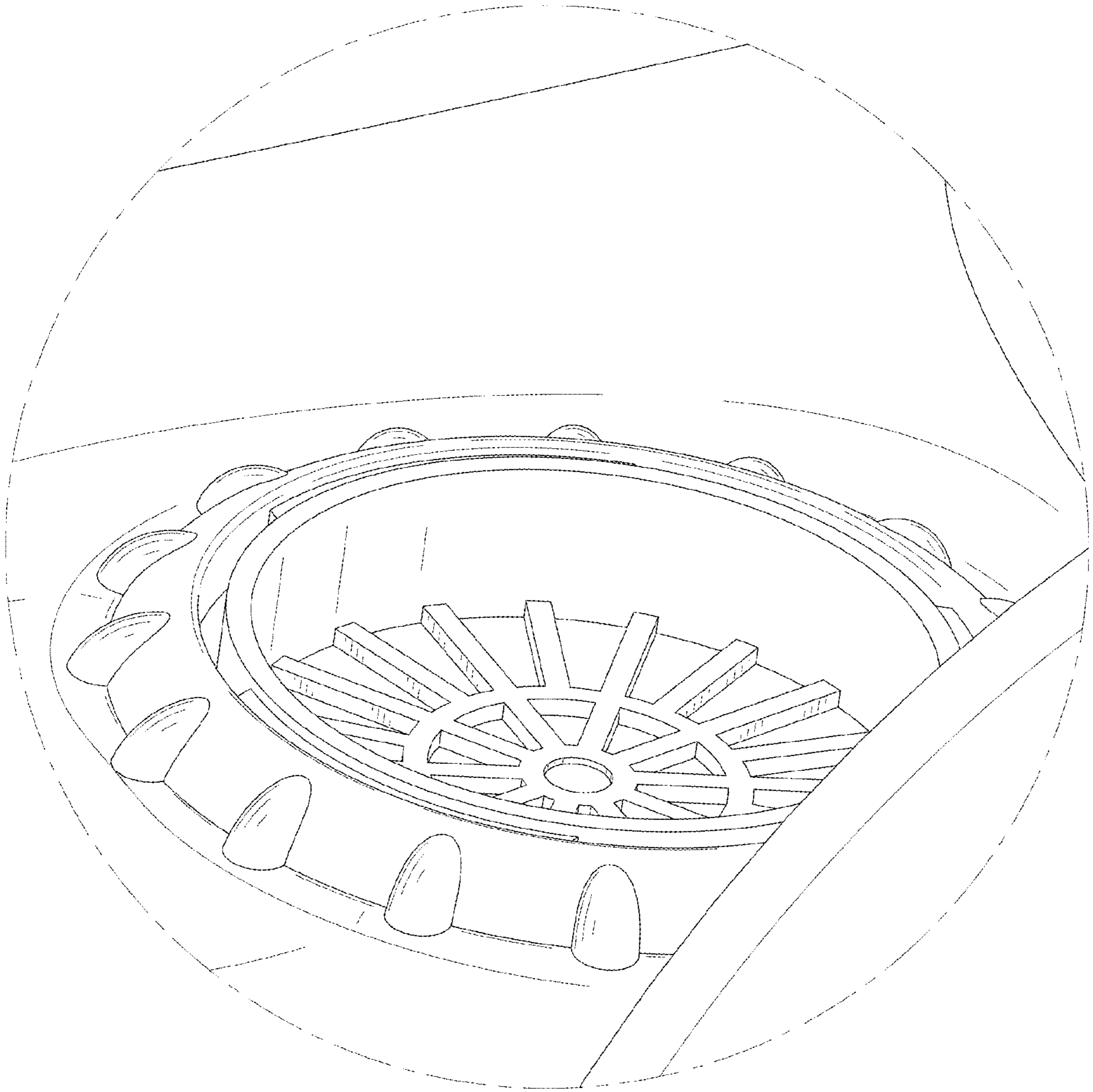


FIG. 9




FIG. 10