



US00D982278S

(12) **United States Design Patent** (10) **Patent No.:** **US D982,278 S**
Orlick et al. (45) **Date of Patent:** **** Apr. 4, 2023**

(54) **SUPPORT UNDERGARMENT**
(71) Applicant: **HeartSnug LLC**, Pacific Palisades, CA (US)
(72) Inventors: **Lauren Orlick**, San Francisco, CA (US); **Lisa Humiston**, Pacific Palisades, CA (US); **Sara Dorband**, Pacific Palisades, CA (US)

D503,509 S * 4/2005 Bell 450/72
D550,368 S * 9/2007 Hankins D2/706
D641,133 S * 7/2011 Zarabi D2/708
D661,051 S * 6/2012 Brooks D2/706
8,224,418 B2 7/2012 Birnbaum
D668,430 S * 10/2012 Martin D2/708
8,560,044 B2 10/2013 Kurzweil

(Continued)

(73) Assignee: **HEARTSNUG LLC**, Pacific Palisades, CA (US)

WO 2018049532 3/2018

(**) Term: **15 Years**

OTHER PUBLICATIONS

(21) Appl. No.: **29/832,268**

<https://www.dicardiology.com/content/kansas-cardiologist-improves-stress-test-experience-women-ecg-bra>; Retrieved Jul. 7, 2021.

(22) Filed: **Mar. 25, 2022**

Primary Examiner — Michelle E. Wilson

(51) **LOC (14) Cl.** **02-01**

Assistant Examiner — Clese Moore, Jr.

(52) **U.S. Cl.**
USPC **D2/703**

(74) *Attorney, Agent, or Firm* — Jeffer Mangels; Butler & Mitchell LLP; Brennan C. Swain, Esq.

(58) **Field of Classification Search**
USPC D2/700, 703, 706–710, 720, 728, 731, D2/736, 737, 739, 750, 828–830
CPC A41C 3/00; A41C 3/0007; A41C 3/0014; A41C 3/0021; A41C 3/0057; A41C 3/06; A41C 3/08; A41C 1/06; A41D 1/04; A41D 13/1245

(57) **CLAIM**

See application file for complete search history.

The ornamental design for a support undergarment, as shown and described.

DESCRIPTION

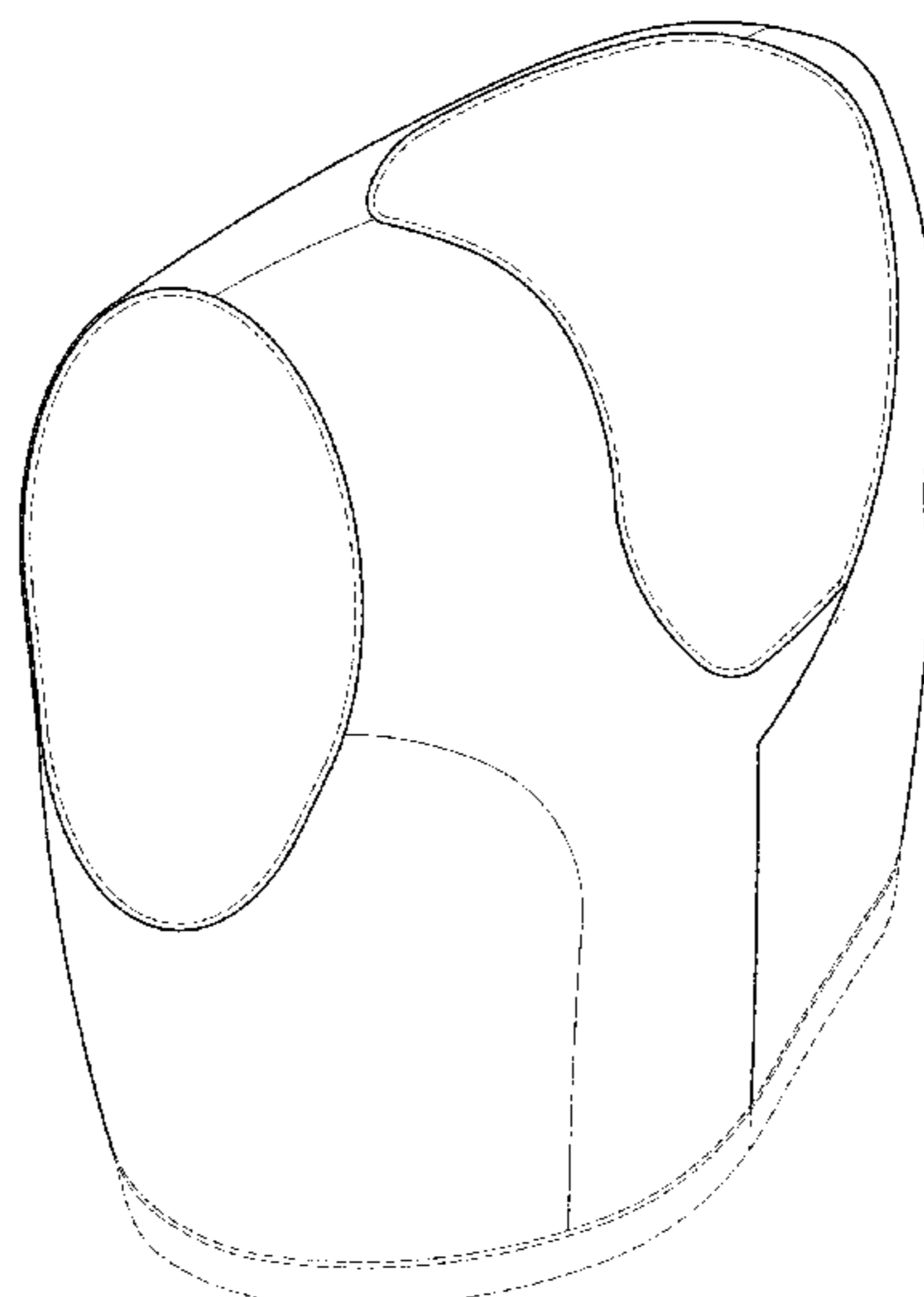
(56) **References Cited**

U.S. PATENT DOCUMENTS

4,630,610 A * 12/1986 Fletcher A41C 3/148 2/913
D300,382 S * 3/1989 Keithan D2/737
D388,587 S * 1/1998 Magidson D2/706
6,048,252 A * 4/2000 Sebring A41C 3/148 450/23
6,055,668 A * 5/2000 Gros A41D 13/1245 2/69
6,168,498 B1 * 1/2001 Wagner A41C 3/0057 450/1
D466,673 S * 12/2002 Furlong D2/706

FIG. 1 is a perspective view of a support undergarment, showing our new design;
FIG. 2 is a front elevational view thereof;
FIG. 3 is a rear elevational view thereof;
FIG. 4 is a left elevational view thereof;
FIG. 5 is a right elevational view thereof;
FIG. 6 is a top plan view thereof;
FIG. 7 is a bottom plan view thereof; and,
FIG. 8 is a perspective view showing the front flaps in the open position.
The broken lines shown in the figures are for the purpose of illustrating portions of the support undergarment that form no part of the claimed design.

1 Claim, 8 Drawing Sheets



(56)

References Cited

U.S. PATENT DOCUMENTS

D724,817 S * 3/2015 Randall D2/709
 D735,970 S * 8/2015 Congdon D2/708
 9,326,553 B1 5/2016 Ross
 9,578,902 B2 * 2/2017 Blackwell A41C 3/0064
 D800,992 S * 10/2017 Flower D2/706
 D804,779 S * 12/2017 Shaham D2/708
 D810,951 S * 2/2018 Tooke D24/190
 D813,494 S * 3/2018 Betts D2/706
 D820,556 S * 6/2018 Boyd D2/706
 D844,932 S * 4/2019 Bastug D2/706
 D853,685 S * 7/2019 Bastug D2/706
 D865,325 S * 11/2019 Carpenter D2/706
 10,681,942 B2 * 6/2020 Thompson A41C 3/0064
 D897,630 S * 10/2020 Harrison D2/706
 D903,231 S * 12/2020 Glazier D2/706
 D908,311 S * 1/2021 Stoldt D2/709
 2004/0009731 A1 1/2004 Rabinowicz
 2009/0233522 A1 * 9/2009 Schlatmann A41C 3/00
 450/58
 2013/0053674 A1 2/2013 Volker
 2013/0171911 A1 * 7/2013 Swendseid A41C 3/0057
 450/85
 2015/0264982 A1 * 9/2015 Randall A41C 3/0057
 450/52
 2016/0066809 A1 3/2016 Luo
 2016/0338422 A1 * 11/2016 Caprow-D'Avanzo
 C12N 15/1096
 2017/0055602 A1 * 3/2017 Abraham A41C 3/0057
 2017/0265530 A1 * 9/2017 Donlon A41C 3/0014
 2017/0311886 A1 11/2017 Chausiaux
 2018/0332905 A1 * 11/2018 Stephens A41C 3/0064
 2018/0368495 A1 12/2018 Simmons
 2019/0261921 A1 8/2019 Otsuka
 2021/0346591 A1 * 11/2021 Wyrick A61M 1/985

* cited by examiner

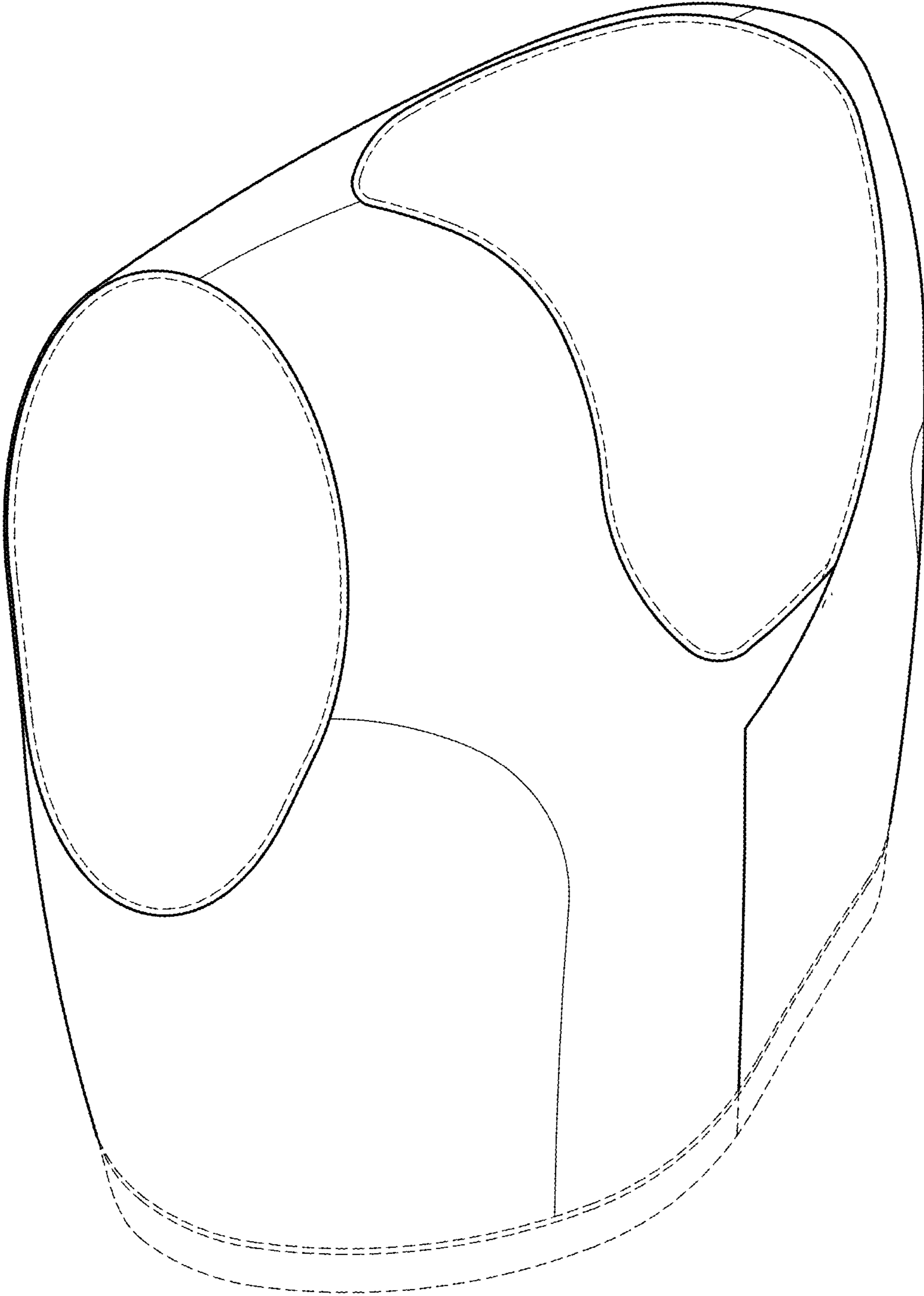


FIG. 1

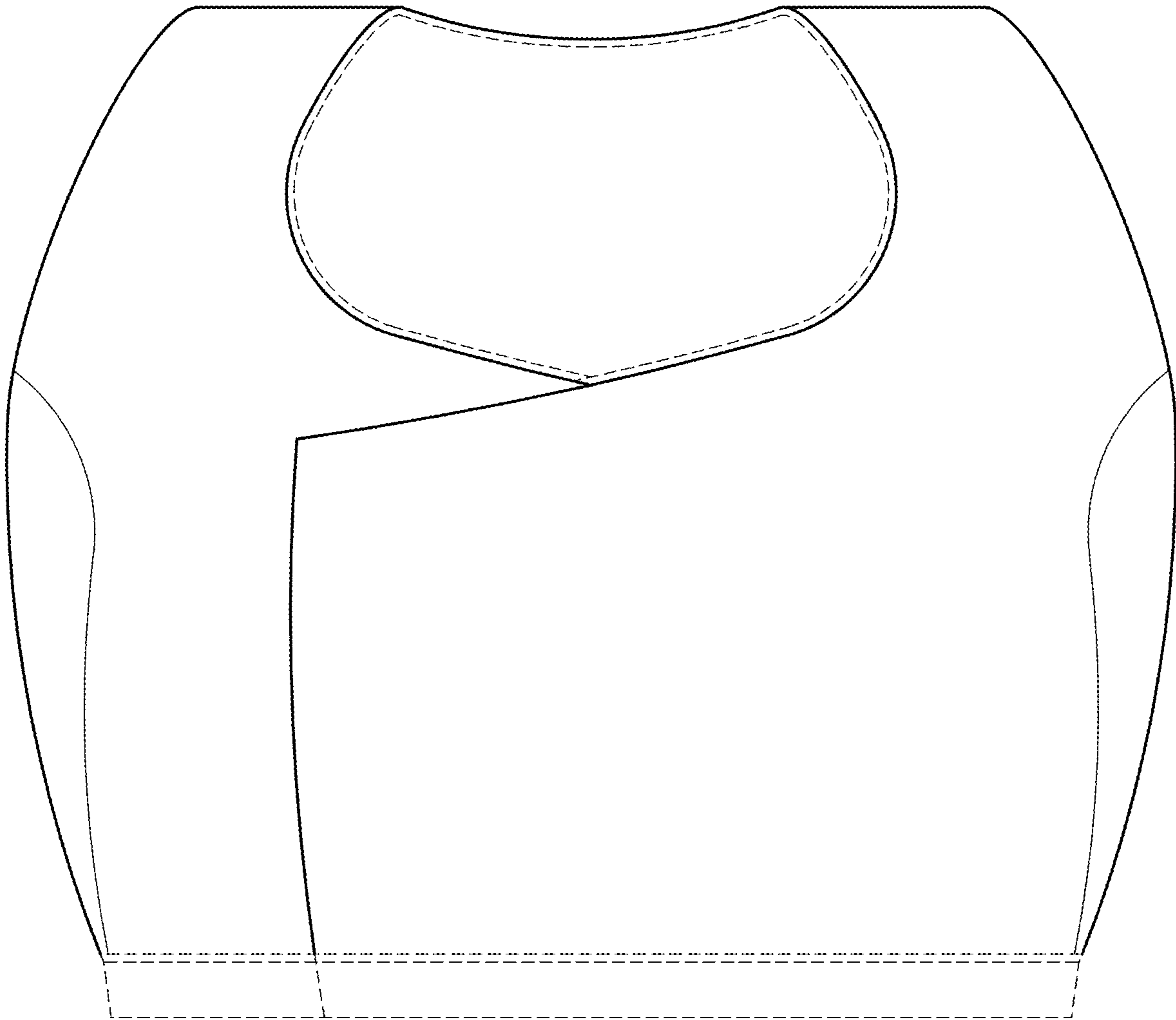


FIG. 2

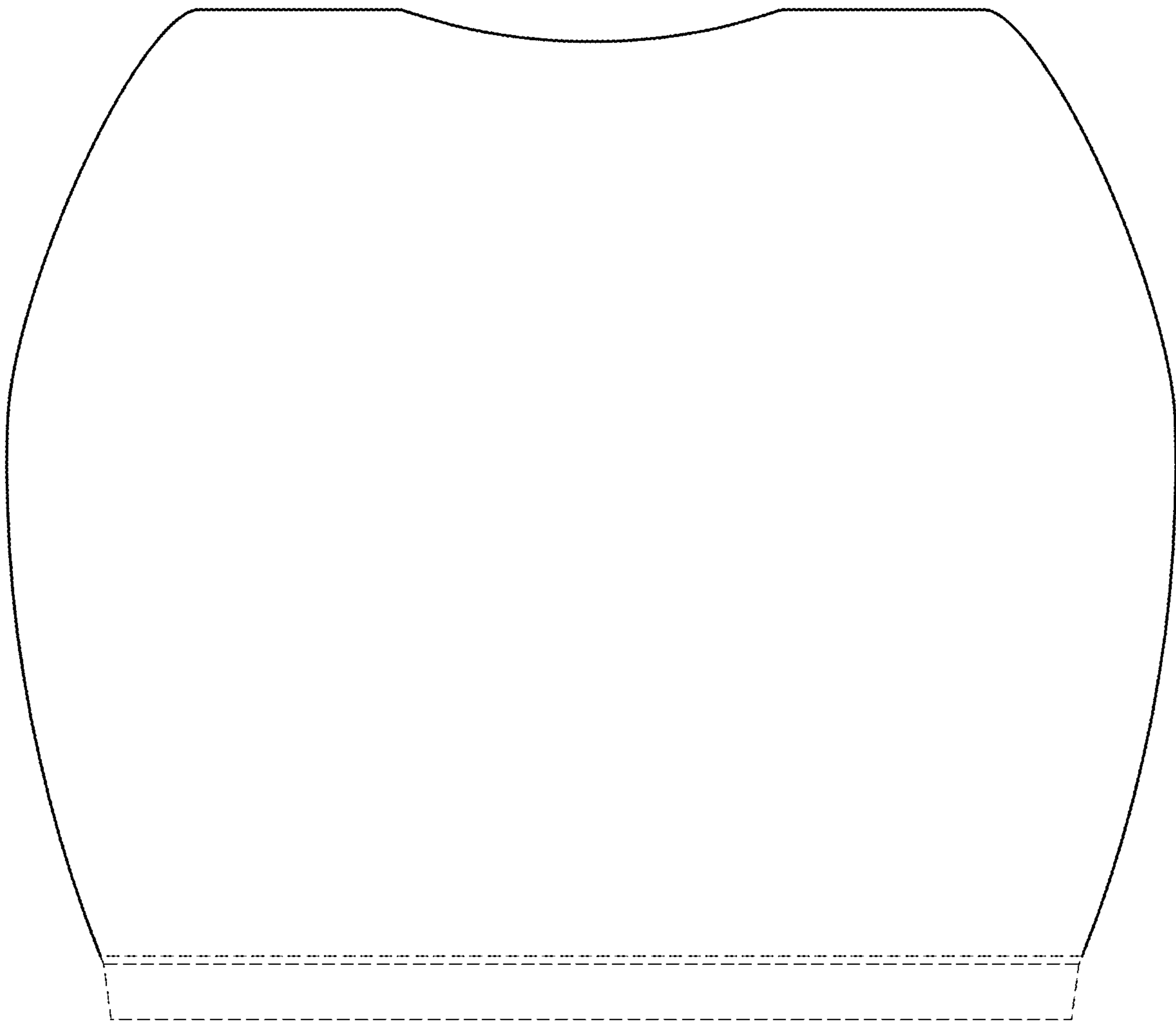


FIG. 3

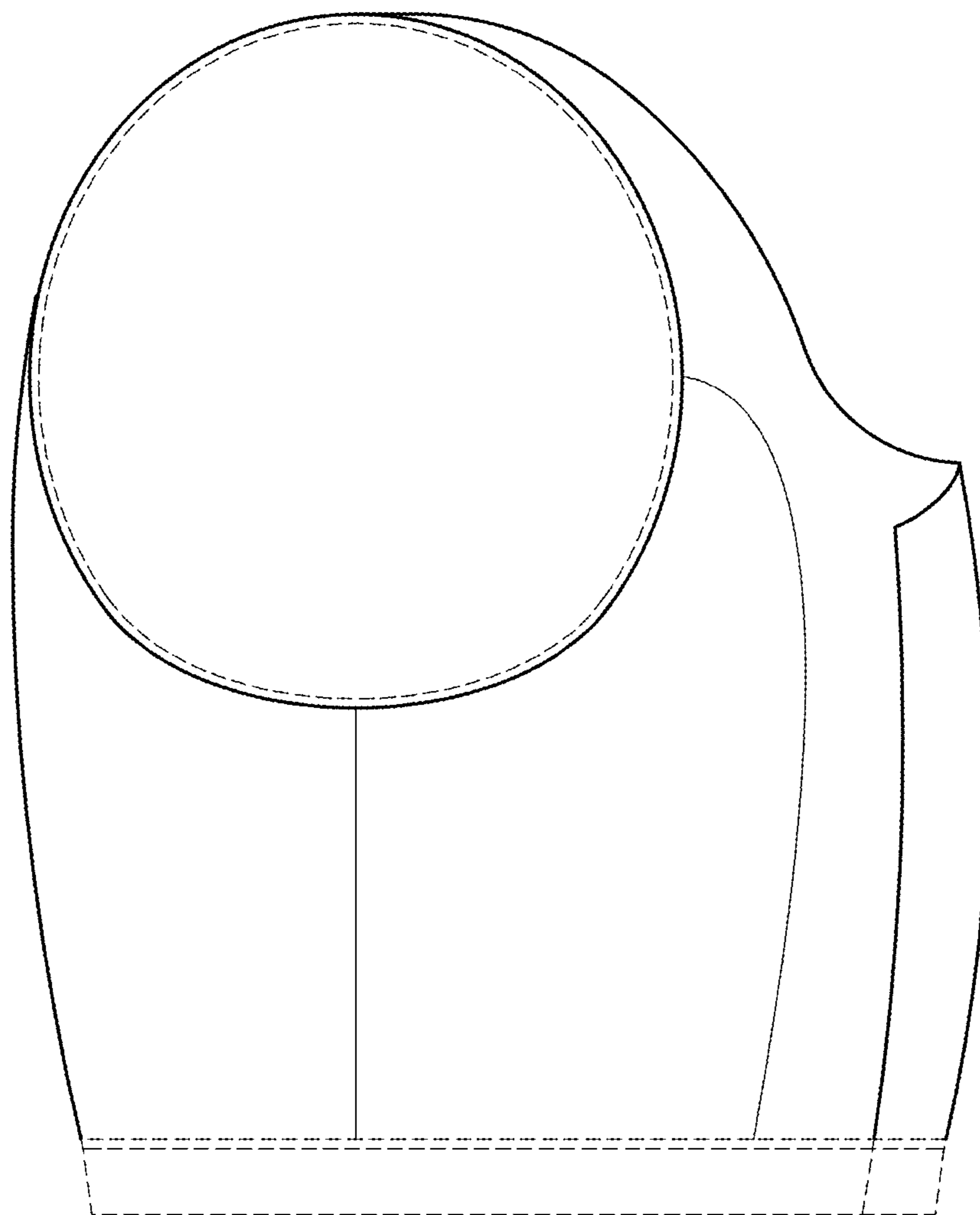


FIG. 4

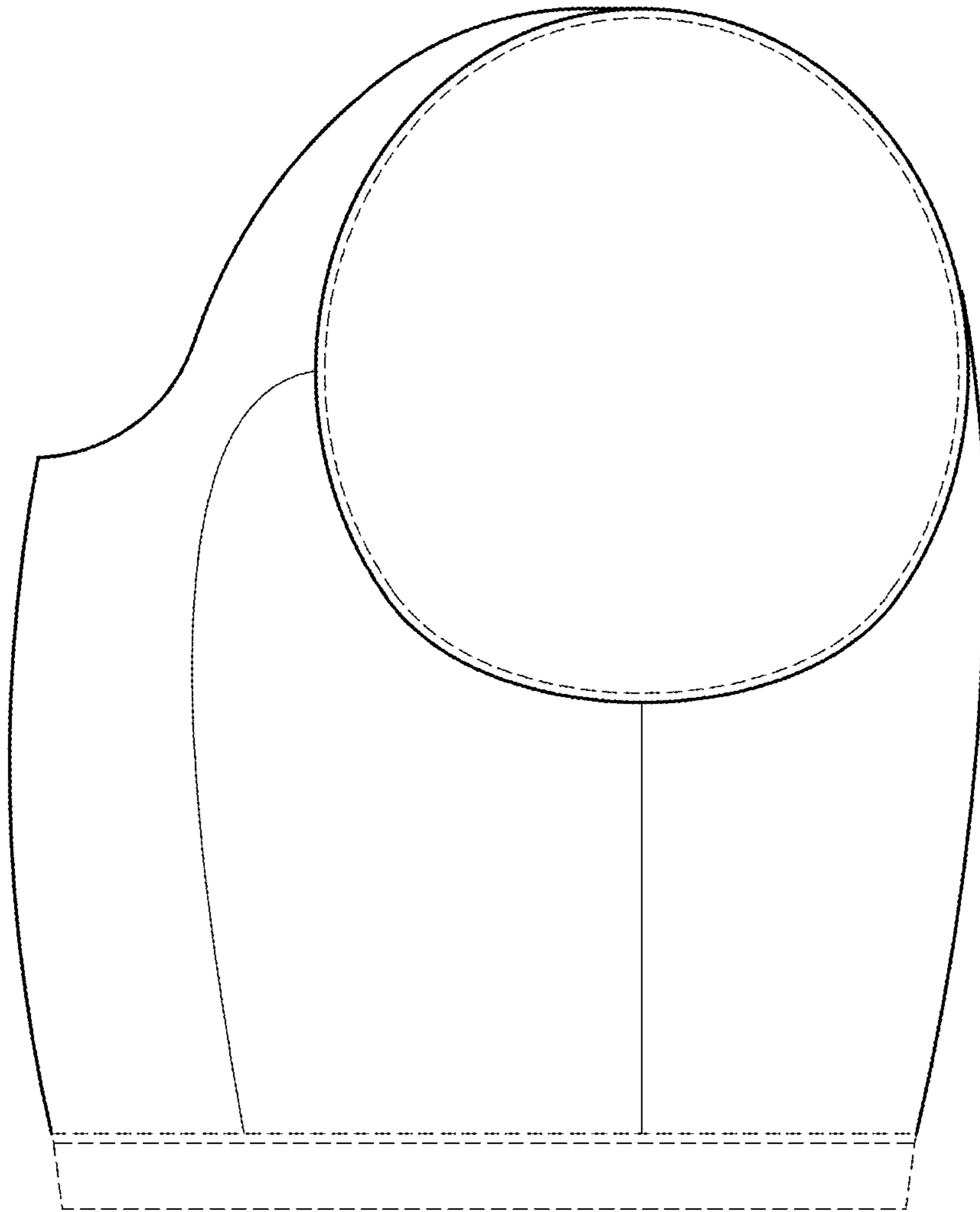


FIG. 5

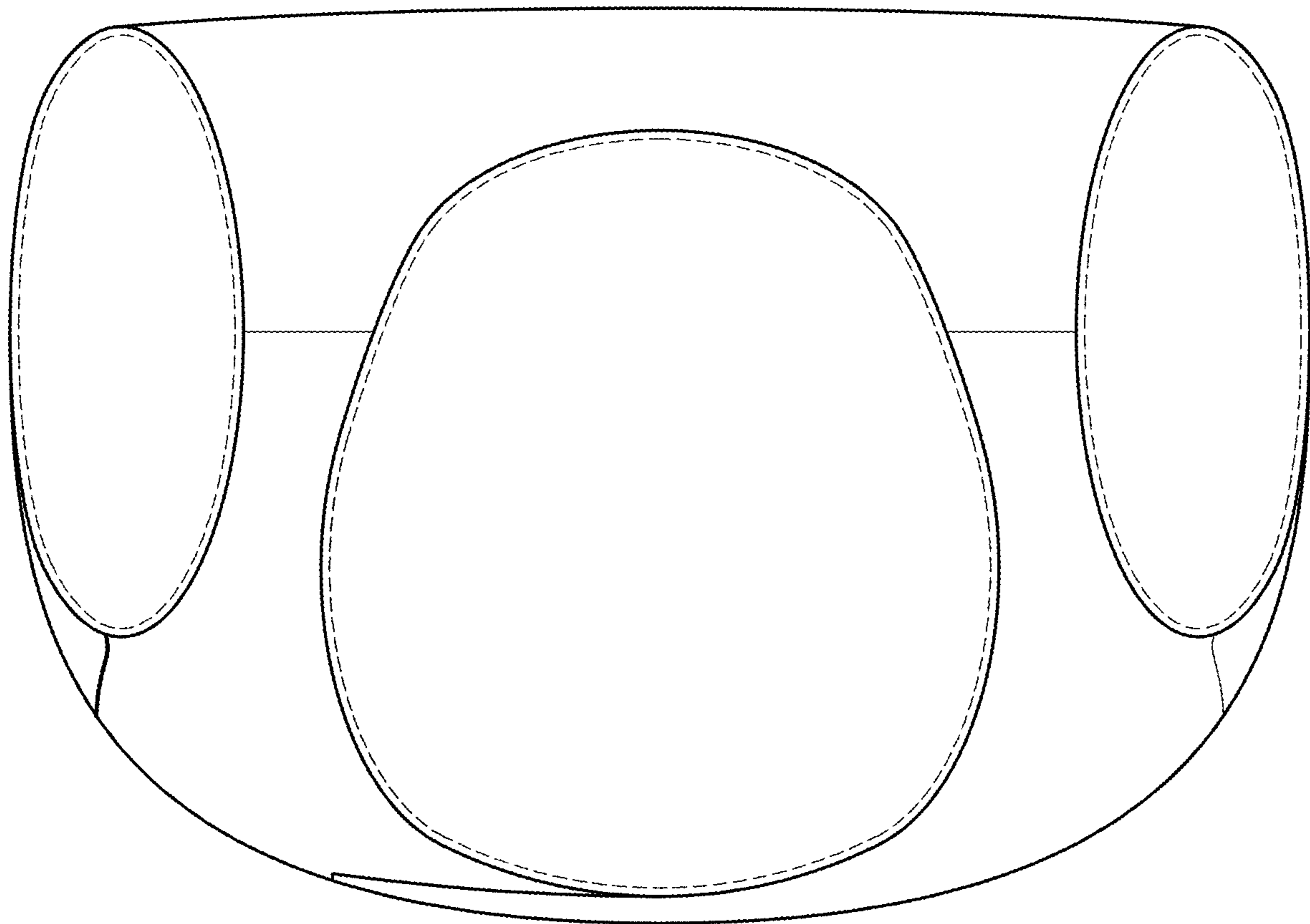


FIG. 6

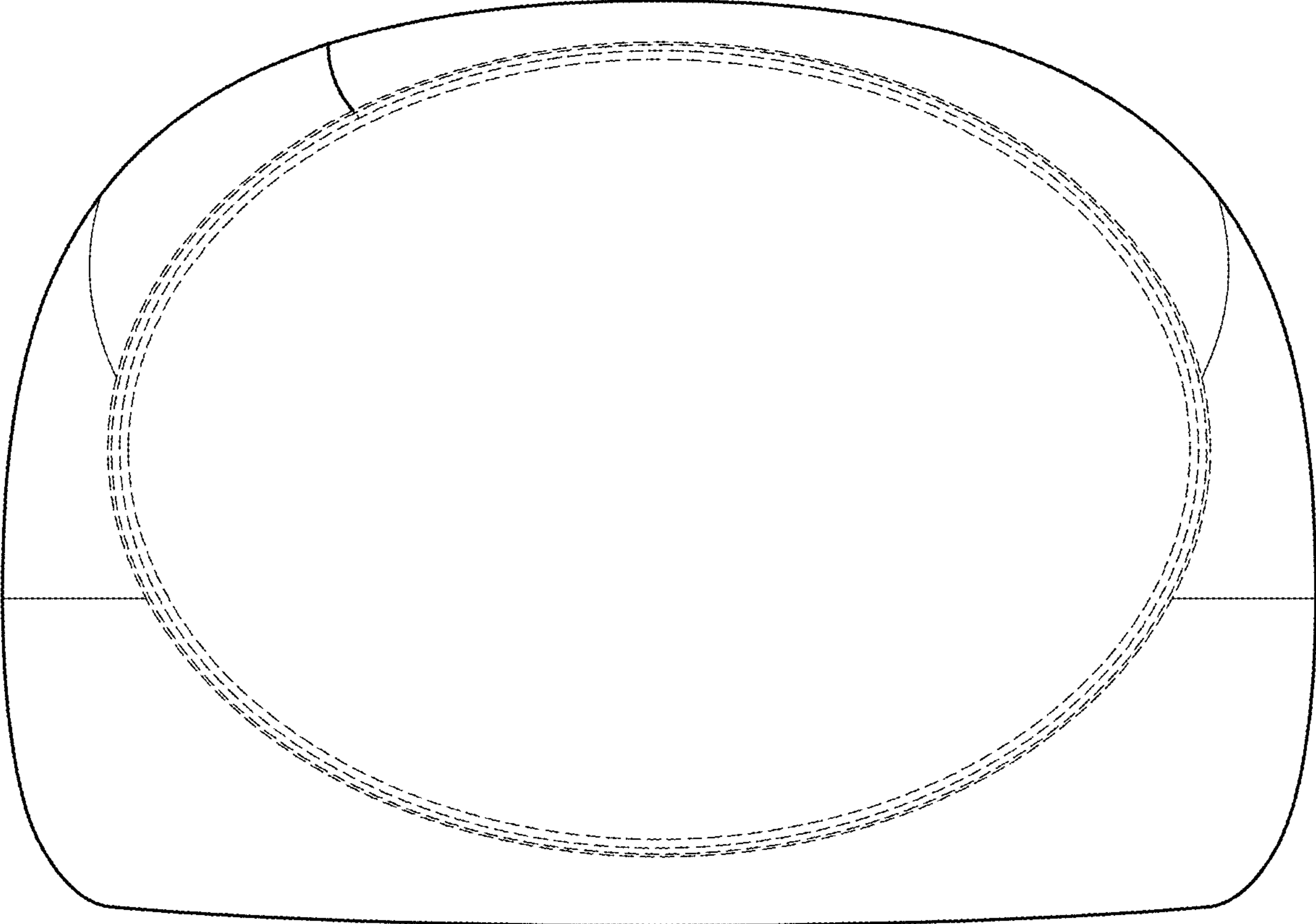


FIG. 7

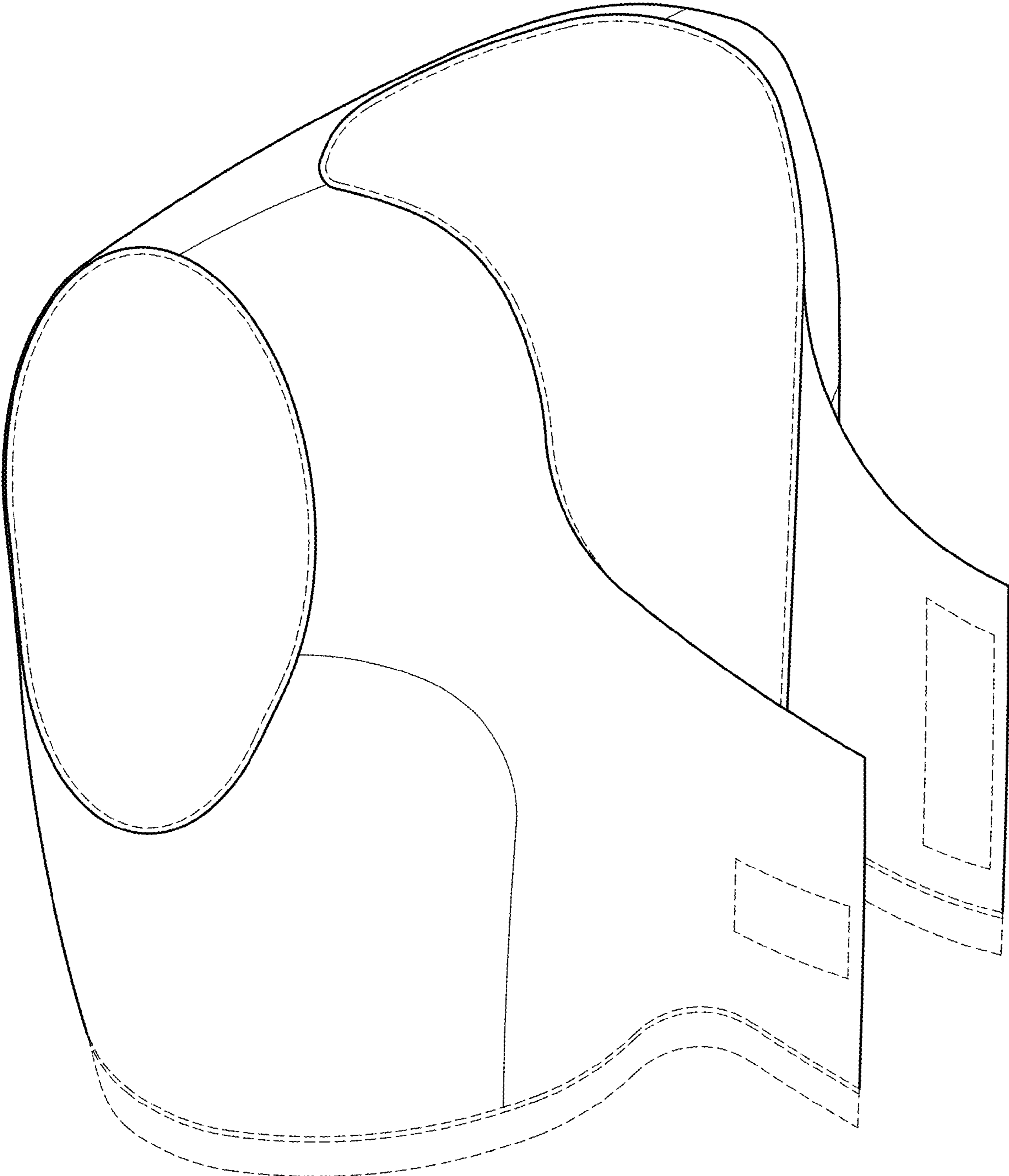


FIG. 8