



US00D982277S

(12) **United States Design Patent**
Wang

(10) **Patent No.:** **US D982,277 S**
(45) **Date of Patent:** **** Mar. 28, 2023**

- (54) **SAFE**
- (71) Applicant: **Beijing Landwell Electron Technology Co., Ltd, Beijing (CN)**
- (72) Inventor: **Bing Wang, Beijing (CN)**
- (73) Assignee: **Beijing Landwell Electron Technology Co., Ltd, Beijing (CN)**

D732,265	S	*	6/2015	Osiecki	D99/28
D849,354	S	*	5/2019	Chen	D99/28
D872,480	S	*	1/2020	Cortes	D3/295
D881,504	S	*	4/2020	Baker	D99/28
D950,882	S	*	5/2022	Connolly	D99/28
2006/0137412	A1	*	6/2006	Holloway	E05G 1/06 70/63

(**) Term: **15 Years**

(21) Appl. No.: **29/771,528**

(22) Filed: **Feb. 23, 2021**

(51) **LOC (14) Cl.** **99-00**

(52) **U.S. Cl.**
USPC **D99/28**

(58) **Field of Classification Search**
USPC D99/28, 34, 35, 36, 43, 99; D3/900, 901, D3/902, 903, 905, 201, 273, 274, 294, D3/295, 296, 297; D18/3.1, 3.3, 12.1; D6/663, 664, 667, 683, 683.1
CPC A45C 1/12; A45C 2001/125; A45C 2001/102; A45C 2001/104; A45C 2001/006; A45C 2001/003; A45C 2001/105; A45C 2001/107; E05G 1/00; E05G 1/005; E05G 1/024; E05G 1/026; E05G 5/00; E05G 7/00; E05G 7/001; E05G 2700/00; E05G 2700/02; B63C 7/30; G07D 9/00; G07D 9/002; G07D 9/004; G07D 9/006; G07D 9/008; G07D 9/02; G07D 9/04; G07D 9/06; G07D 9/065; G07D 11/00; G07D 11/0021; G07D 13/00; G07D 2201/00; G07D 2211/00; G07F 9/06; G07F 9/08
See application file for complete search history.

(56) **References Cited**

U.S. PATENT DOCUMENTS

D461,617	S	*	8/2002	Gardner	D99/28
7,918,362	B2	*	4/2011	Schmitt	B65D 55/14 220/665

OTHER PUBLICATIONS

Security Safe Box with Dual-Lock (Part No. F18001B), <https://www.wayfair.com/storage-organization/pdp/suncrown-security-safe-box-with-dual-lock-sncw1055.html>, 2023. (Year: 2023).*

Cannon Safe E913-CPAN-17 Edge Mini Personal Safe by Cannon, Black, [\(Continued\)](https://www.amazon.com/Cannon-Safe-E913-CPAN-17-Personal-Black/dp/B075ZP2SHS/ref=asc_df_B075ZP2SHS/?tag=hyprod-20&linkCode=df0&hvadid=241993821114&hvpos=&hvnetw=g&hvrnd=16347548009866278900&hvpone,Oct. 6, 2017. (Year: 2017).*</p>
</div>
<div data-bbox=)

Primary Examiner — Elizabeth J Oswecki

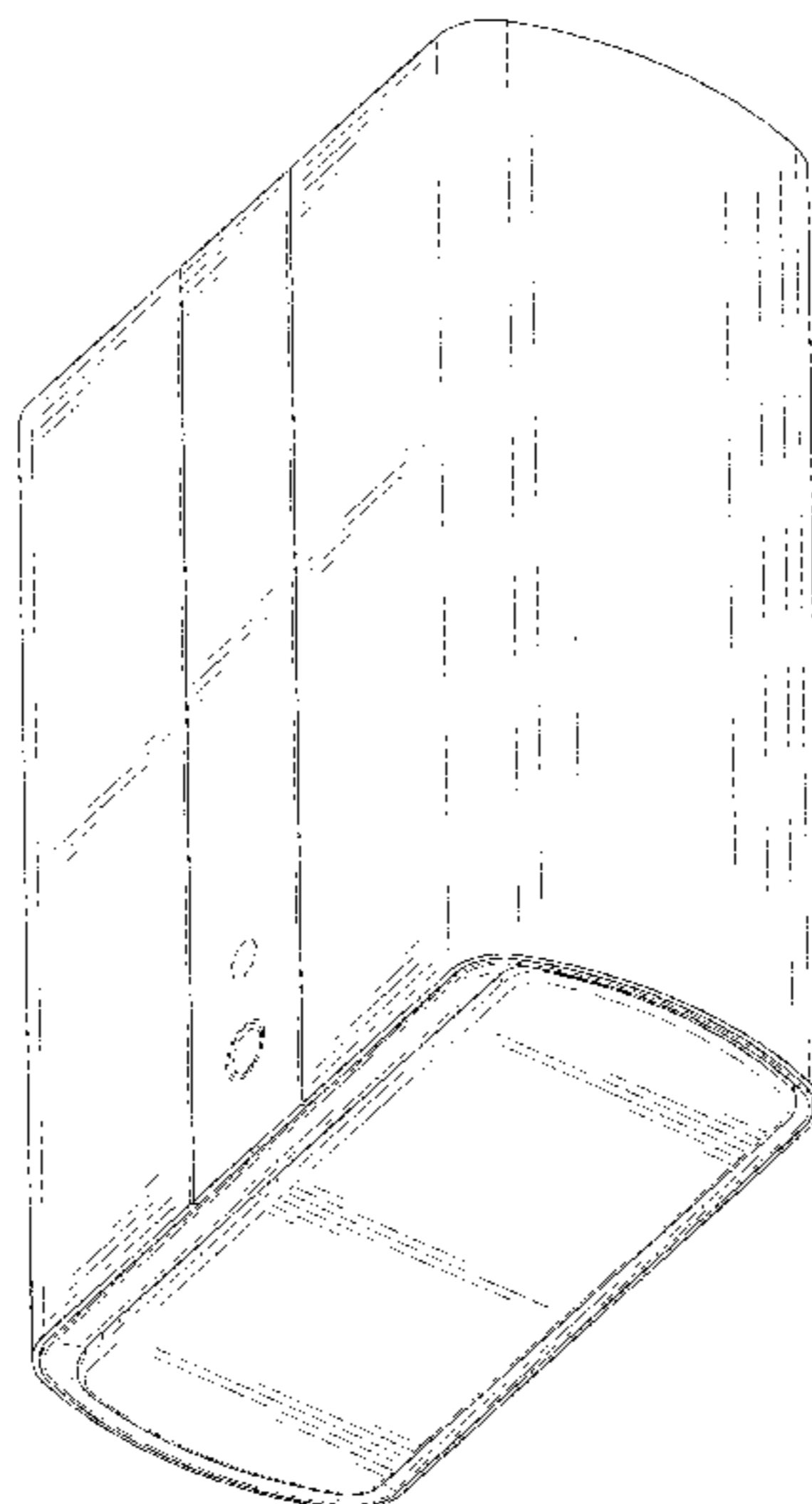
(57) **CLAIM**

The ornamental design for a safe, as shown and described.

DESCRIPTION

FIG. 1 is a front, bottom and right side perspective view of a safe showing my new design;
FIG. 2 is a front elevational view thereof;
FIG. 3 is a rear elevational view thereof;
FIG. 4 is a left side elevational view thereof;
FIG. 5 is a right side elevational view thereof;
FIG. 6 is a top plan view thereof; and,
FIG. 7 is a bottom plan view thereof.
The broken lines in the drawings illustrate portions of the safe which form no part of the claimed design.

1 Claim, 7 Drawing Sheets



(56)

References Cited

OTHER PUBLICATIONS

Security Safe With Biometric Lock, https://www.wayfair.com/VEVOR-Security-Safe-With-Biometric-Lock-BXXV0-L100-K-FXNU1804.html?refid=GX528945859849-FXNU1804_68204131&device=c&ptid=1643006323126&network=g&targetid=aud-356699937073:pla-1643006323126&channel=GooglePLA&ireid=192864550&fdid, Dec. 21, 2022. (Year: 2022).*

Sentry Safe Digital Fire/Water Chest, https://www.officedepot.com/a/products/9392260/SentrySafe-Digital-FireWater-Chest-036-Cutm_source=google&utm_medium=cpc&mediacampaignid=71700000099550478_18179797104&gclid=EAIaIQobChMloffM4IXD_AIVx_blCh2CXg5BEAkYBCABEgKiNfD, 2023. (Year: 2023).*

* cited by examiner




FIG. 1

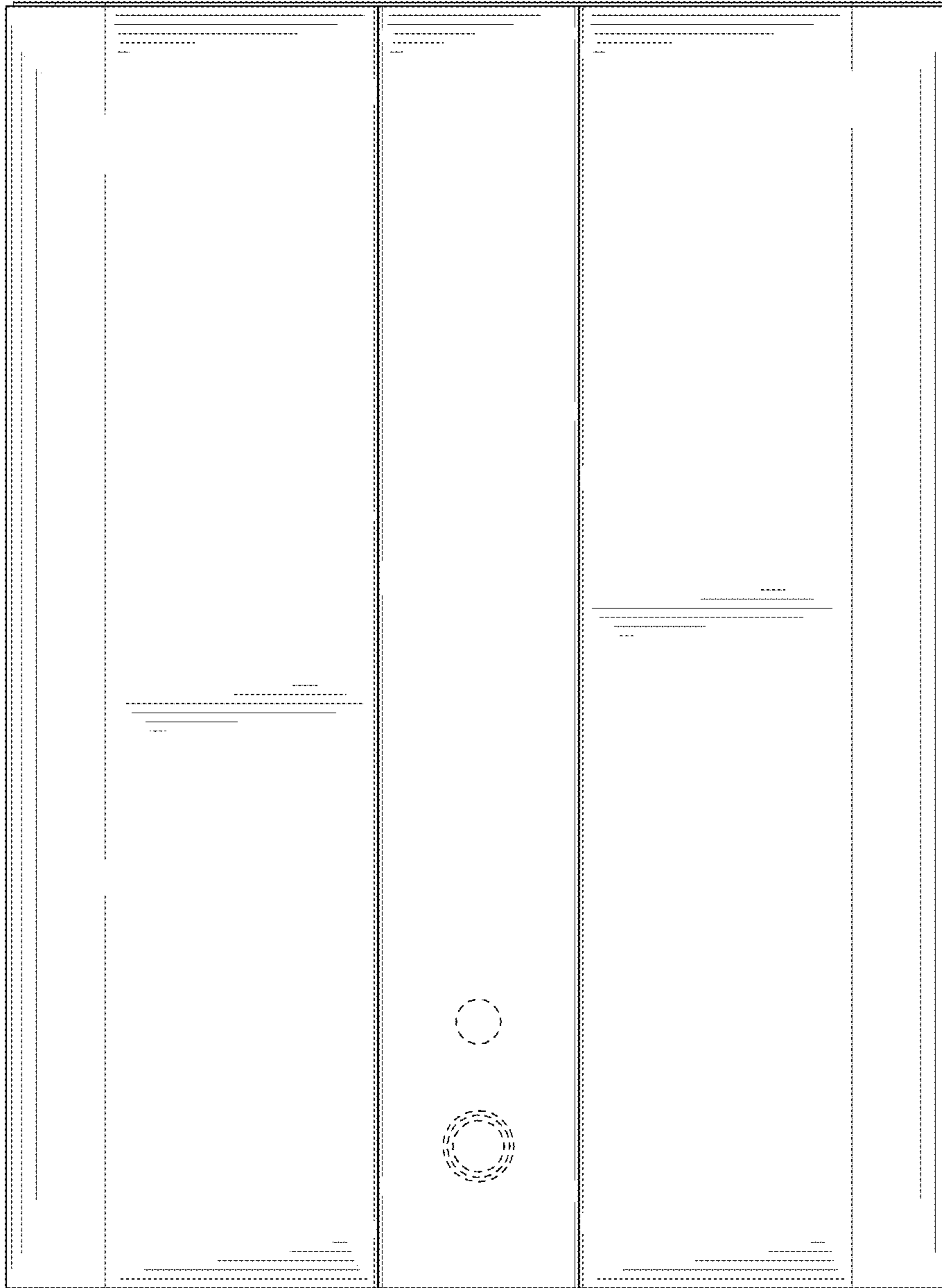


FIG. 2




FIG. 3

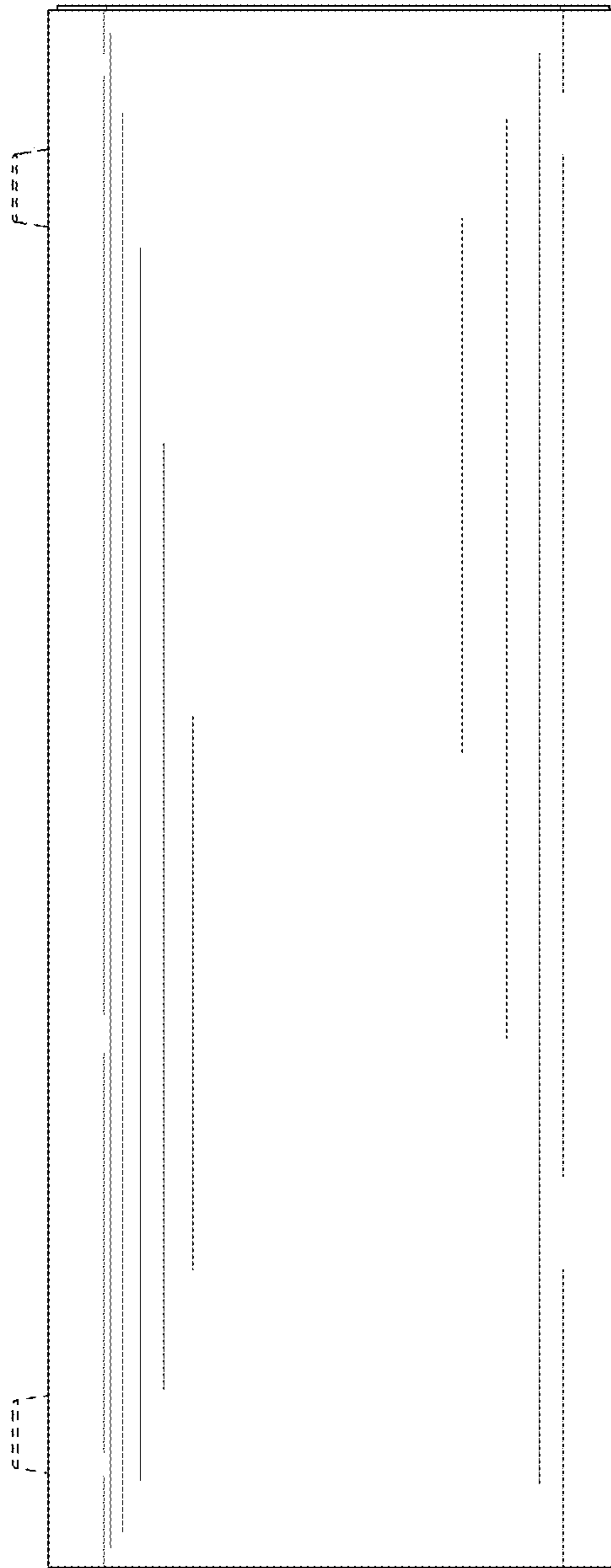


FIG. 4




FIG. 5

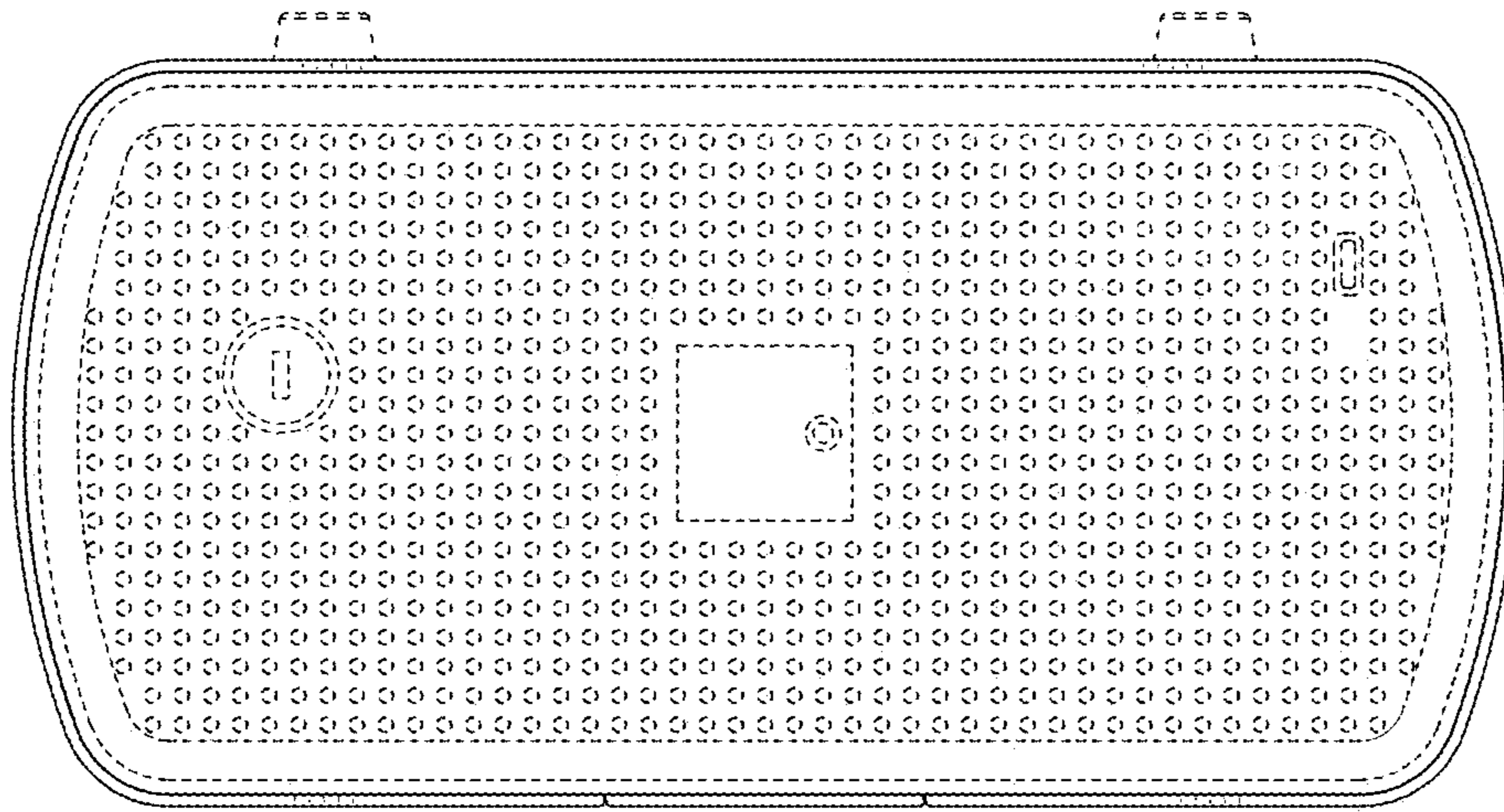


FIG. 6

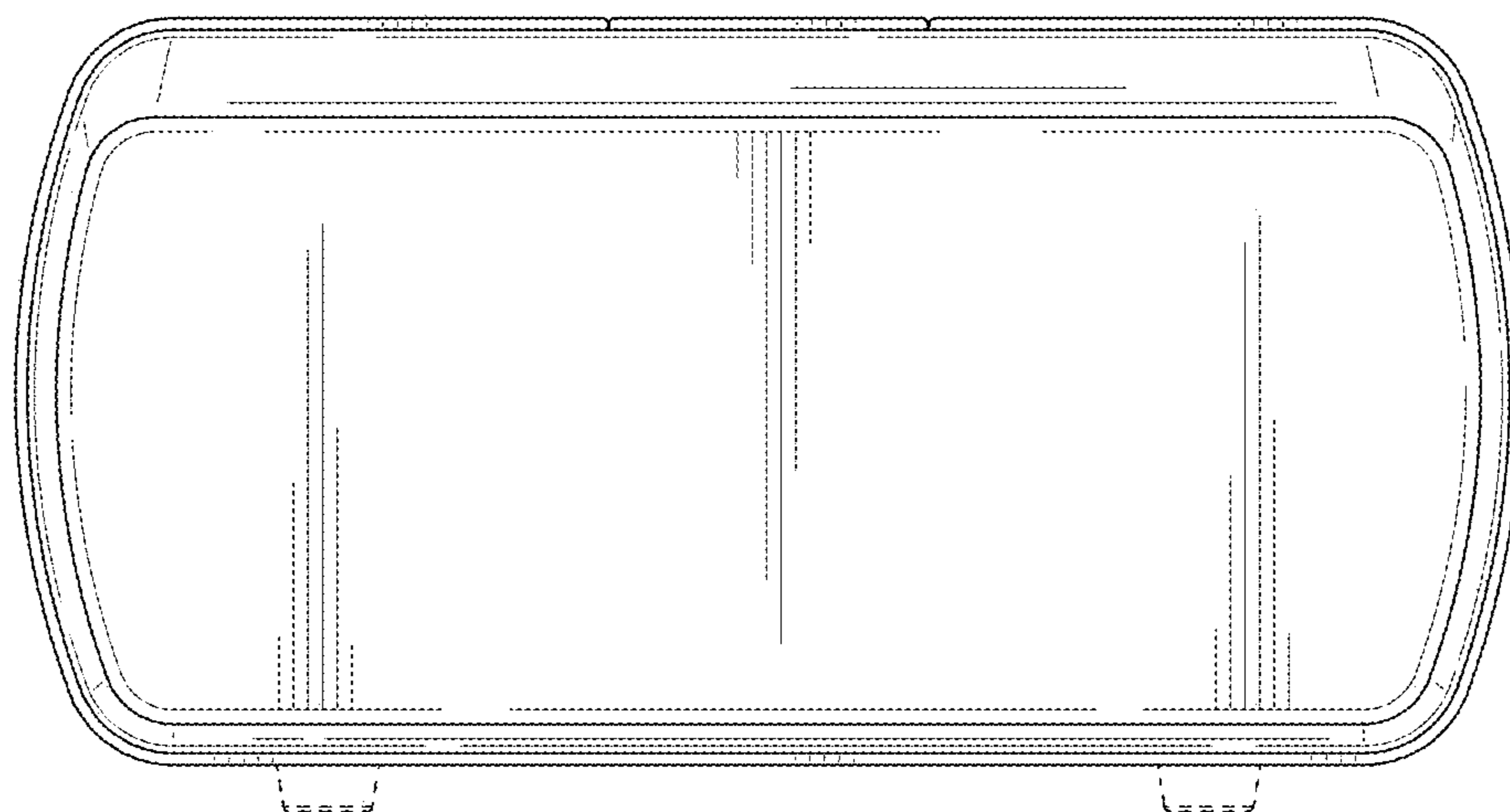


FIG. 7