



US00D982269S

(12) **United States Design Patent** (10) **Patent No.:** **US D982,269 S**
Sanders (45) **Date of Patent:** **** Mar. 28, 2023**

(54) **POOL POLE**
(71) Applicant: **Tyler Sanders**, St. George, UT (US)
(72) Inventor: **Tyler Sanders**, St. George, UT (US)
(**) Term: **15 Years**
(21) Appl. No.: **29/726,720**
(22) Filed: **Mar. 5, 2020**
(51) **LOC (14) Cl.** **07-05**
(52) **U.S. Cl.**
USPC **D32/35**
(58) **Field of Classification Search**
USPC D32/25, 31, 50-52; D8/355
CPC E04H 4/1609; F16B 7/1454; F16B 7/105;
B25G 1/04
See application file for complete search history.

(56) **References Cited**
U.S. PATENT DOCUMENTS
4,093,225 A * 6/1978 Oliver A63B 69/0079
473/575
D387,523 S * 12/1997 Armbruster D32/35
D550,413 S * 9/2007 Cheng D4/137
D796,133 S * 8/2017 Larouche D32/31
D908,297 S * 1/2021 Carrière D32/35
D912,350 S * 3/2021 Speak D32/35
D922,713 S * 6/2021 Zhang D32/50
11,141,852 B2 * 10/2021 Resh B25G 3/18
2002/0141812 A1 * 10/2002 Edelen F16M 11/046
403/109.1
2003/0204926 A1 * 11/2003 Jurgens B25G 3/30
15/144.3
2007/0018512 A1 * 1/2007 Yasuda F16H 25/24
310/80
2009/0183451 A1 * 7/2009 Andreasen E04C 5/125
52/223.13
2010/0109357 A1 * 5/2010 Lofley, Sr. B25G 1/04
294/210
2010/0122949 A1 * 5/2010 Van Der Meijden B25G 3/24
403/109.5

2013/0042425 A1 * 2/2013 Ravi B25G 1/04
15/104.92
2019/0036431 A1 * 1/2019 Zhang B60K 17/145
2019/0069650 A1 * 3/2019 Walker A45B 3/00
(Continued)

FOREIGN PATENT DOCUMENTS

EM 005809662-0001 * 10/2018

OTHER PUBLICATIONS

Pool Telescopic Pole, Lowes website 2022, site visited Aug. 19, 2022, <https://www.lowes.com/pd/Northlight-12-ft-Adjustable-Silver-Swimming-Pool-Telescopic-Pole-for-Vacuums-and-Skimers/>.*

Primary Examiner — John R Yeh
(74) *Attorney, Agent, or Firm* — Gurr Brande & Spendlove, PLLC; Robert A. Gurr


(57) **CLAIM**

The ornamental design for a pool pole, as shown and described.

DESCRIPTION

FIG. 1 is a perspective view of my design for a pool pole in a retracted configuration;
FIG. 2 is a side elevation view thereof;
FIG. 3 is a bottom plan view thereof;
FIG. 4 is a top plan view thereof;
FIG. 5 is an enlarged view taken from the indication in FIG. 2;
FIG. 6 is a perspective view of the pool pole in an extended configuration; and,
FIG. 7 is another enlarged view taken from the indication in FIG. 2.
The dash-dash broken lines in the drawings depict portions of the pool pole that form no part of the claimed design. The dash-dot broken lines are for purposes of illustrating the enlargement indications and form no part of the claimed design.

1 Claim, 4 Drawing Sheets



(56)

References Cited

U.S. PATENT DOCUMENTS

2019/0275659 A1* 9/2019 Conrad F16B 7/105
2020/0040923 A1* 2/2020 Conrad E04H 4/1609
2020/0154972 A1* 5/2020 Poirier A47L 13/26
2022/0111507 A1* 4/2022 Mullen B25G 1/102

* cited by examiner




FIG. 1

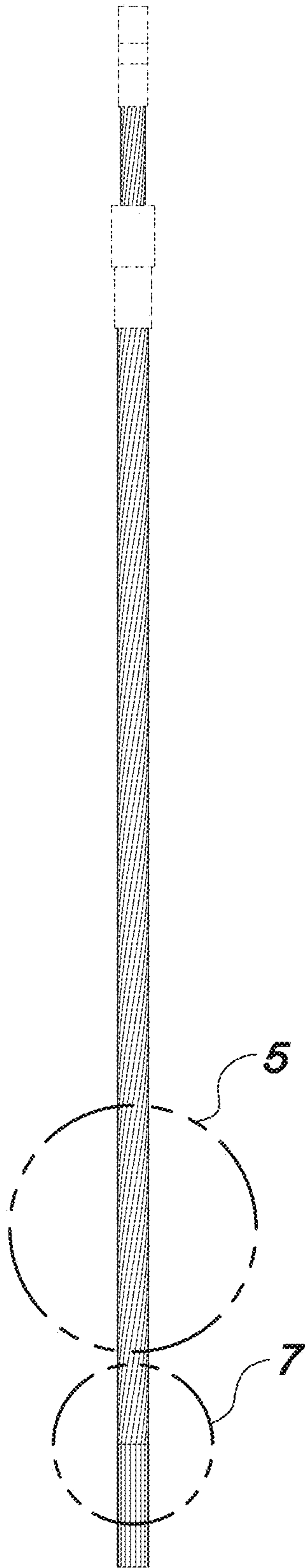


FIG. 2



FIG. 3



FIG. 4

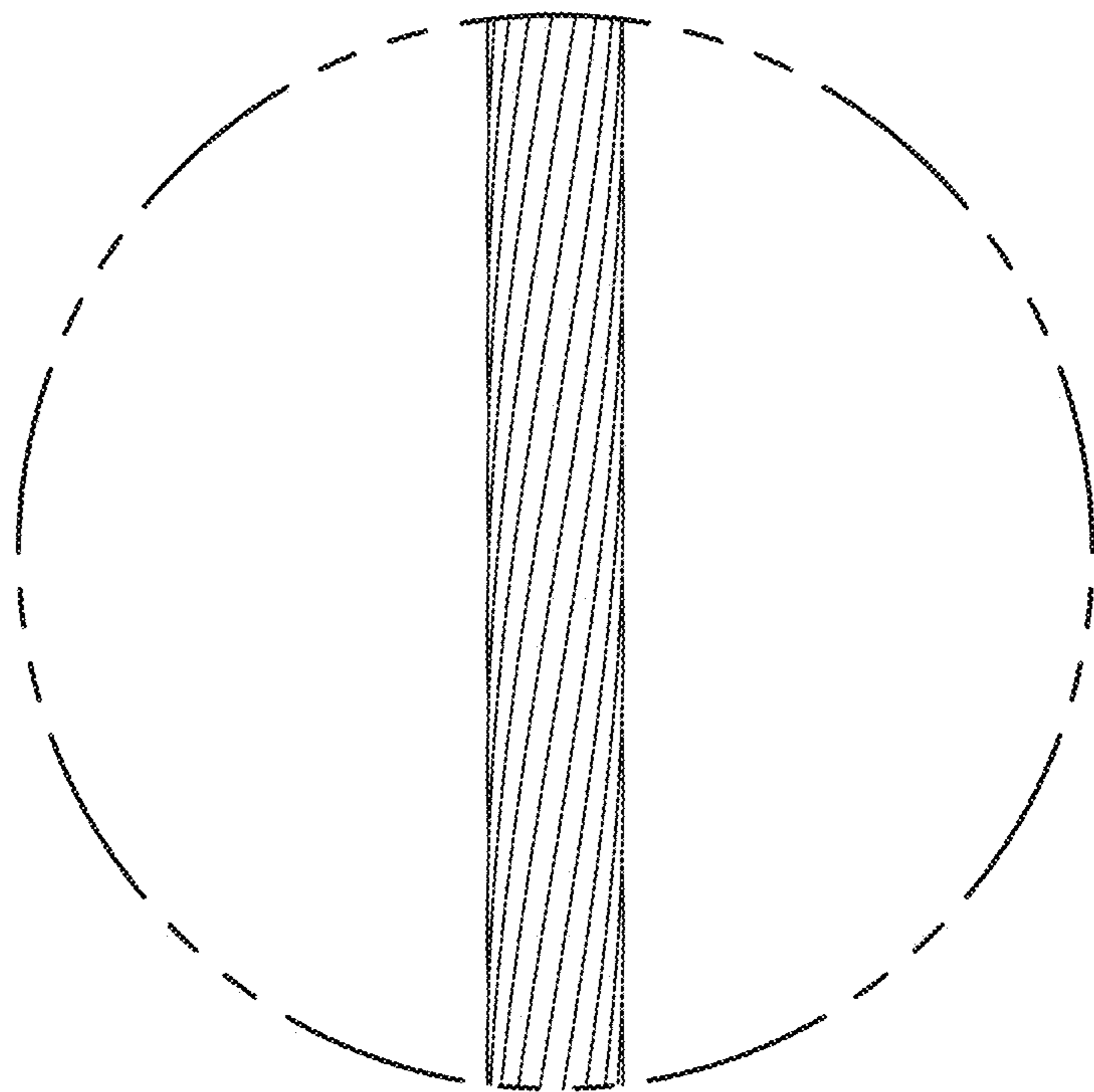


FIG. 5



FIG. 6

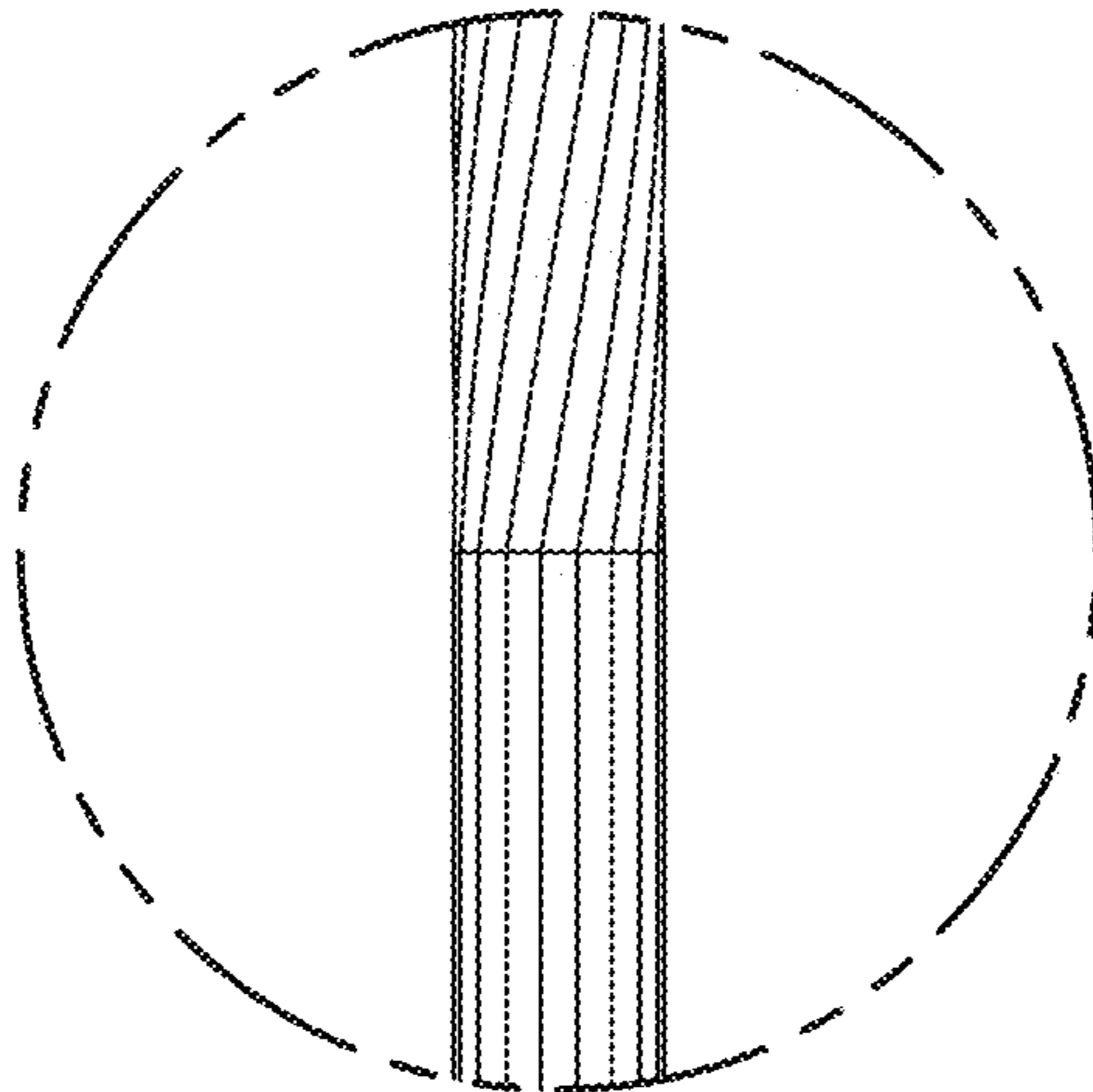


FIG. 7