



US00D982253S

(12) **United States Design Patent**
Crane

(10) **Patent No.:** **US D982,253 S**

(45) **Date of Patent:** **** *Mar. 28, 2023**

(54) **PET TOY**

(71) Applicant: **DELCA CORPORATION**, San Clemente, CA (US)

(72) Inventor: **Sabine S. Crane**, San Clemente, CA (US)

(*) Notice: This patent is subject to a terminal disclaimer.

(**) Term: **15 Years**

(21) Appl. No.: **29/719,948**

(22) Filed: **Jan. 8, 2020**

(51) **LOC (14) Cl.** **30-99**

(52) **U.S. Cl.**
USPC **D30/160; D21/576**

(58) **Field of Classification Search**
USPC D30/160; D21/576-595, 606-609; D6/598; D11/158, 159, 162
CPC ... A63H 3/00; A63H 3/02; A63H 3/06; A63H 3/08; A63H 3/10; A63H 3/16; A63H 3/20; A63H 7/00; A63H 13/00; A63H 11/18; A63H 11/20
See application file for complete search history.

(56) **References Cited**

U.S. PATENT DOCUMENTS

D603,468 S *	11/2009	Kelly	D21/656
D603,913 S *	11/2009	Kelly	D21/654
D681,744 S *	5/2013	Hengel	D21/611
D704,282 S *	5/2014	Hengel	D21/611
D726,449 S *	4/2015	Faley	D6/598
D729,881 S *	5/2015	Hengel	D21/576
D753,239 S *	4/2016	Hengel	D21/576

D843,754 S *	3/2019	Tepfenhart	D6/564
D862,807 S *	10/2019	Seadler	D30/160
D862,808 S *	10/2019	Seadler	D30/160
D862,809 S *	10/2019	Seadler	D30/160
D862,810 S *	10/2019	Seadler	D30/160
D869,787 S *	12/2019	Seadler	D30/160
D869,788 S *	12/2019	Seadler	D30/160
D874,076 S *	1/2020	Seadler	D30/160
D882,885 S *	4/2020	Seadler	D30/160
D882,886 S *	4/2020	Seadler	D30/160
D882,887 S *	4/2020	Seadler	D30/160
D883,583 S *	5/2020	Seadler	D30/160
D884,990 S *	5/2020	Seadler	D30/160
D890,451 S *	7/2020	Seadler	D30/160
D890,452 S *	7/2020	Seadler	D30/160
D891,009 S *	7/2020	Seadler	D30/160

* cited by examiner

Primary Examiner — Aula Soroush

(74) *Attorney, Agent, or Firm* — Andrew S. Dallmann, P.C.

(57) **CLAIM**

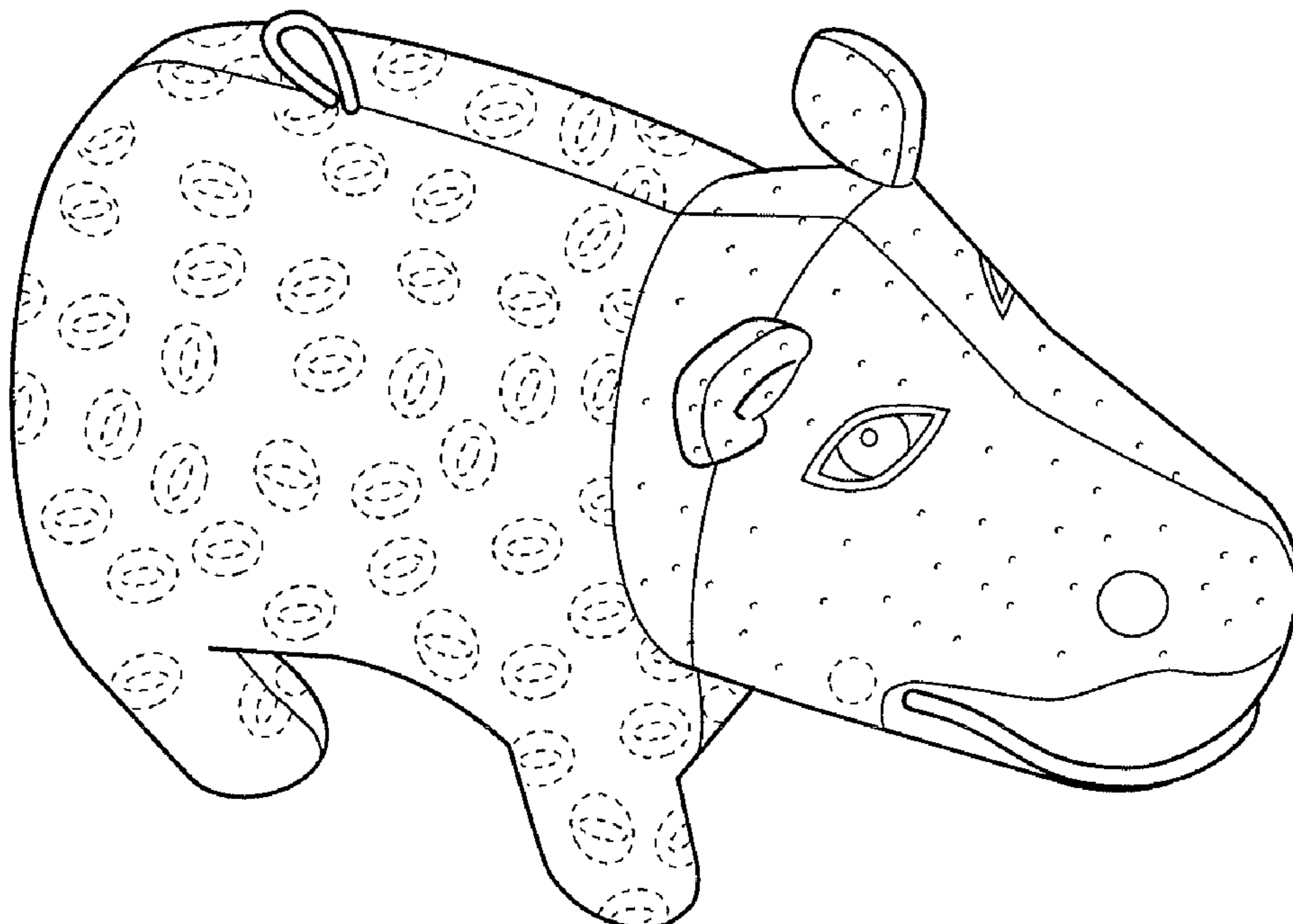
The ornamental design for a pet toy, as shown and described.

DESCRIPTION

FIG. 1 is a front-top-left perspective view of a pet toy; FIG. 2 is a rear-bottom-right perspective view thereof; FIG. 3 is a rear elevational view thereof; FIG. 4 is a front elevational view thereof; FIG. 5 is a right side elevational view thereof; FIG. 6 is a left side elevational view thereof; FIG. 7 is a top plan view thereof; and, FIG. 8 is a bottom plan view thereof.

The broken lines shown in the drawings depict portions of the pet toy that form no part of the claimed design.

1 Claim, 4 Drawing Sheets



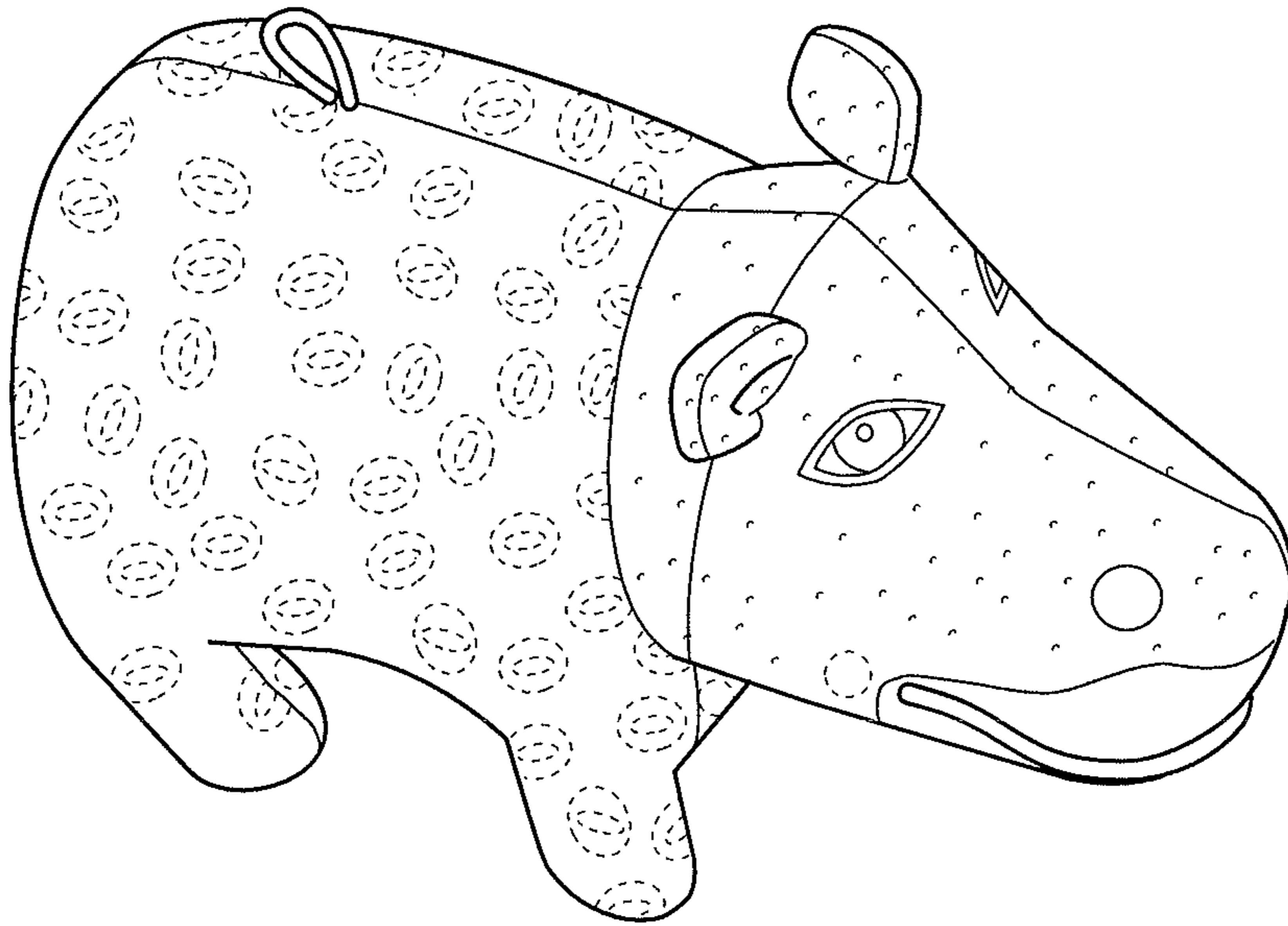


FIG. 1

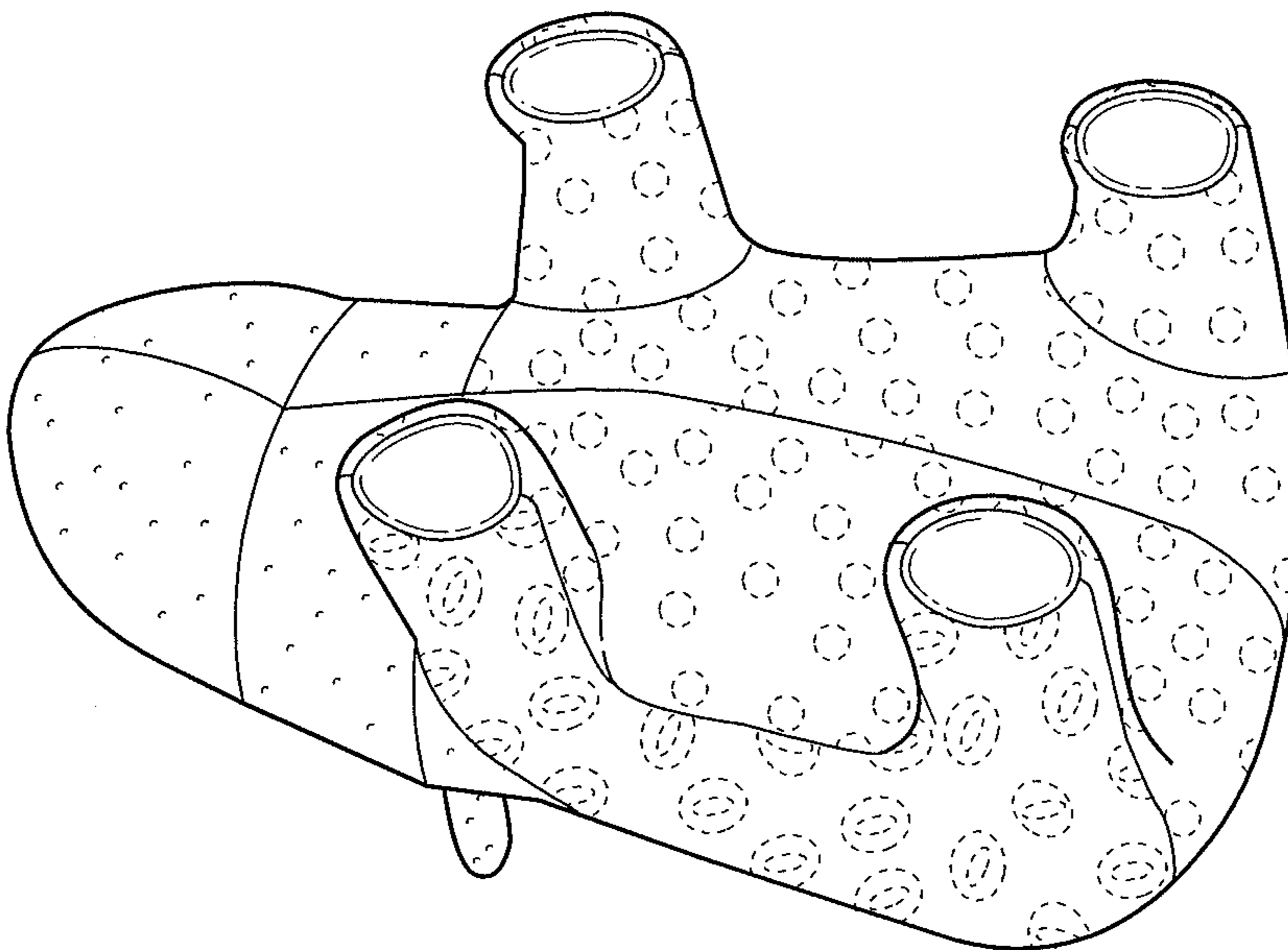


FIG. 2

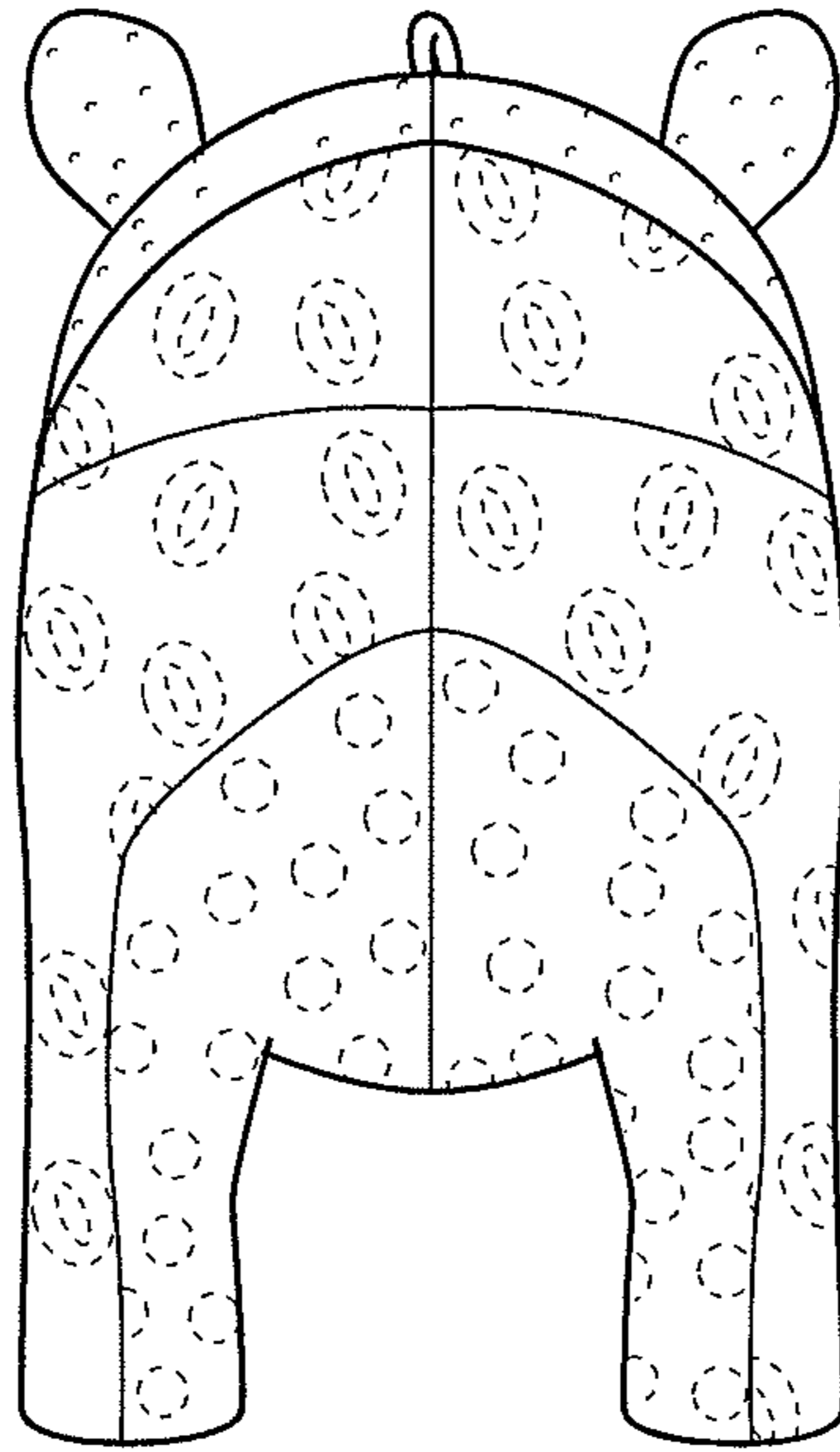


FIG. 3

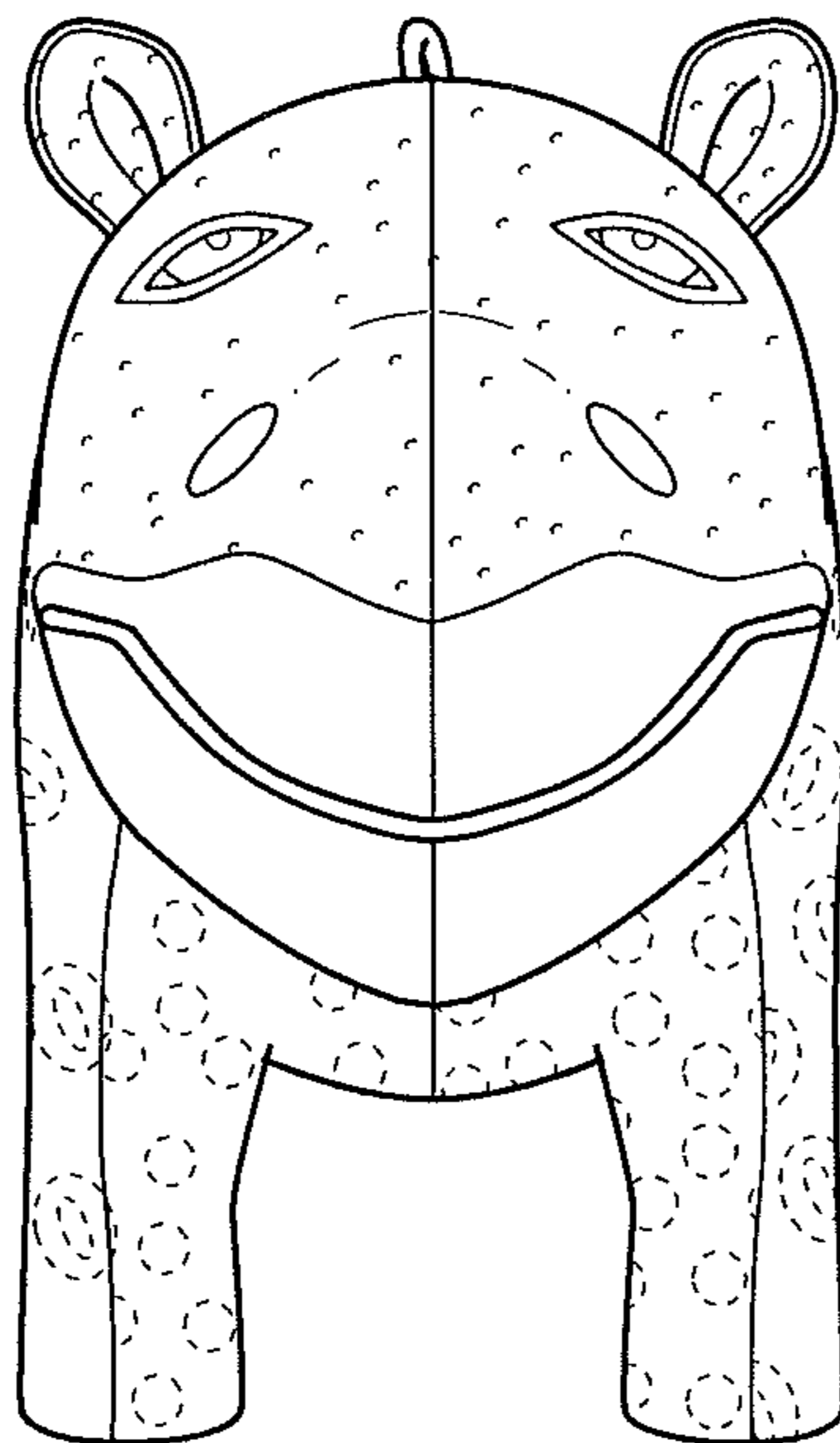


FIG. 4




FIG. 5




FIG. 6

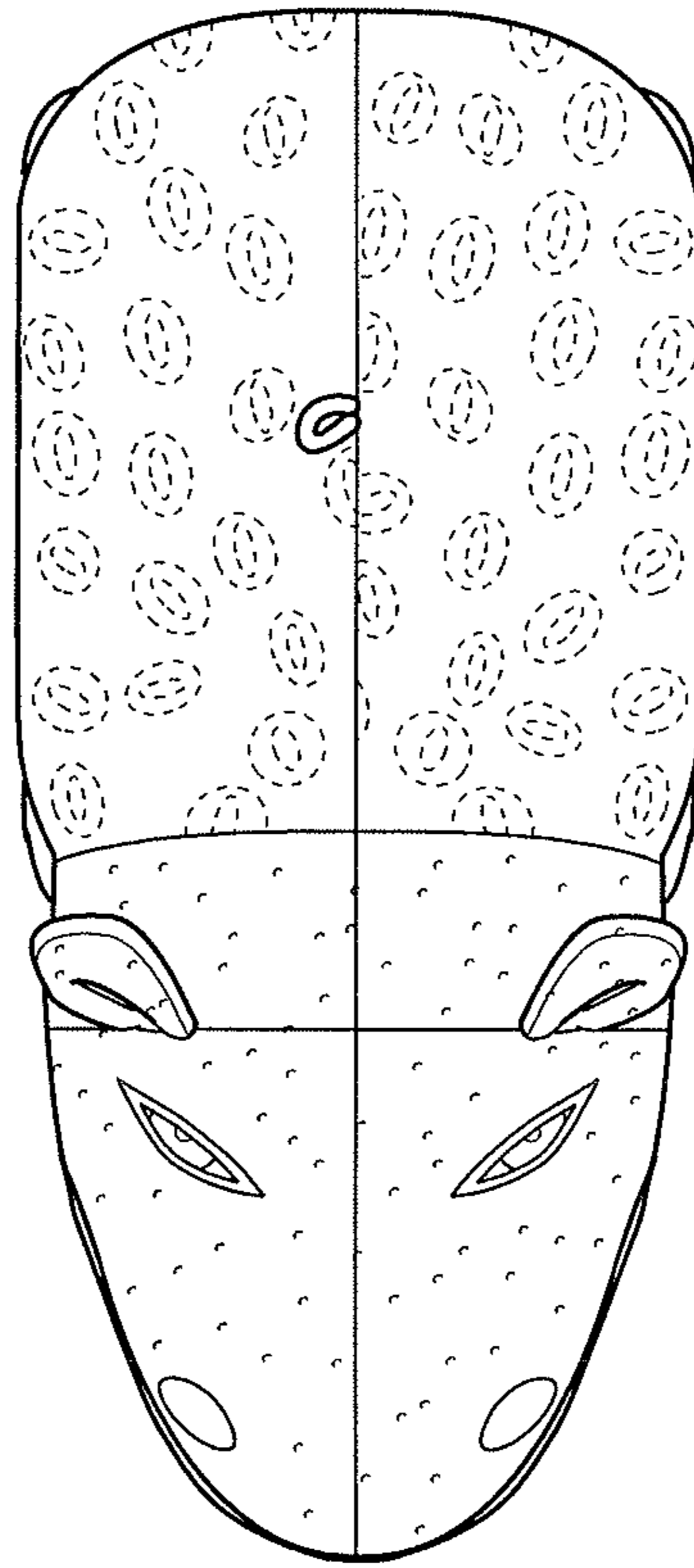


FIG. 7

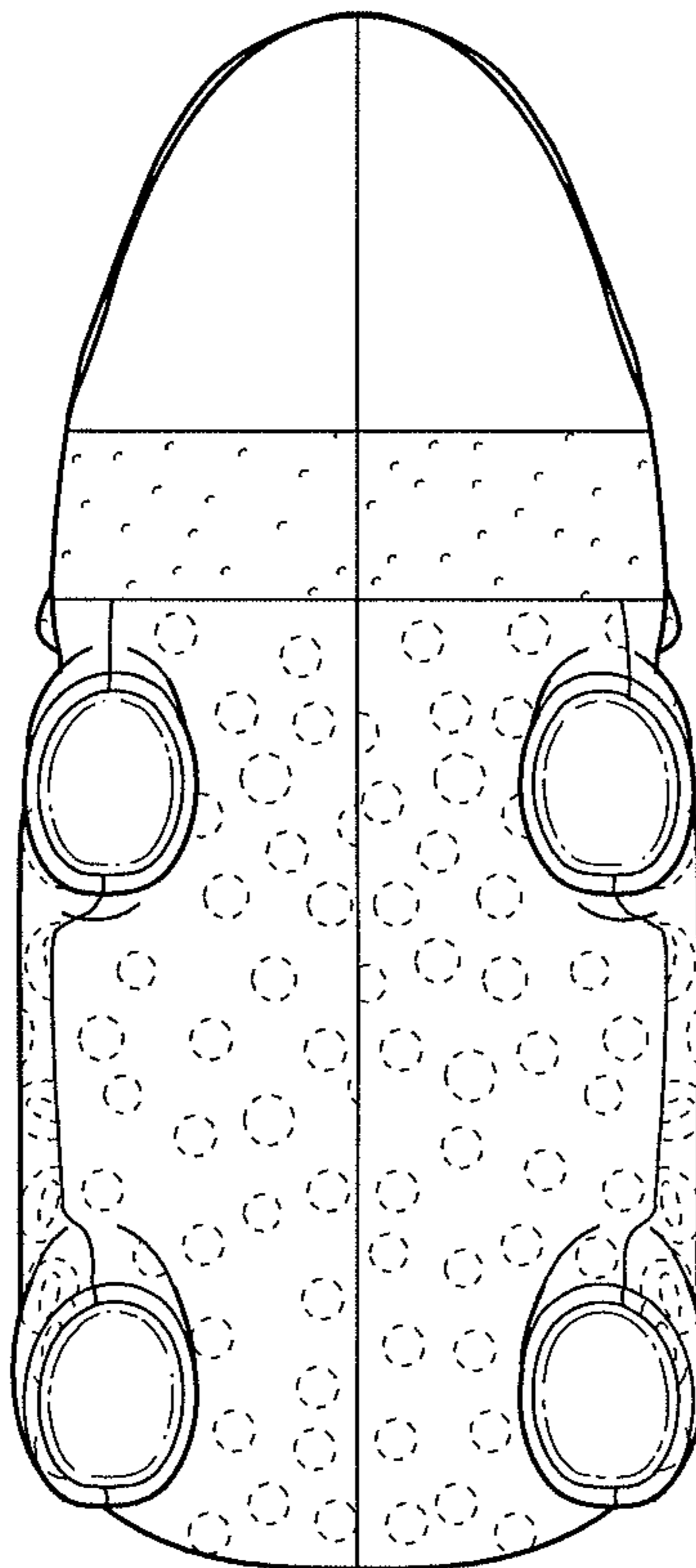


FIG. 8