



US00D982243S

(12) **United States Design Patent**  
**Burns**

(10) **Patent No.:** **US D982,243 S**

(45) **Date of Patent:** **\*\* \*Mar. 28, 2023**

(54) **SANITIZING GLOVE**

(71) Applicant: **Eric Burns**, Sealy, TX (US)

(72) Inventor: **Eric Burns**, Sealy, TX (US)

(\*) Notice: This patent is subject to a terminal disclaimer.

(\*\*) Term: **15 Years**

(21) Appl. No.: **29/744,359**

(22) Filed: **Jul. 28, 2020**

(51) **LOC (14) Cl.** ..... **02-06**

(52) **U.S. Cl.**  
USPC ..... **D29/117.2; D2/617**

(58) **Field of Classification Search**  
USPC ..... D2/617-619, 621; D29/113, 116.2,  
D29/117.1, 117.2

CPC ..... A41D 19/00; A41D 19/01547; A41D  
2600/20; A41D 19/015; A63B 71/146;  
A63B 69/0059; A63B 71/14

See application file for complete search history.

(56) **References Cited**

**U.S. PATENT DOCUMENTS**

D202,329 S *	9/1965	Swistel	.....	D29/117.1
D560,038 S *	1/2008	VanErmen	.....	D29/117.2
D560,039 S *	1/2008	VanErmen	.....	D29/117.2
D560,040 S *	1/2008	VanErmen	.....	D29/117.2
D560,314 S *	1/2008	VanErmen	.....	D29/117.2
D612,998 S *	3/2010	Kishihara	.....	D29/117.2
D779,130 S *	2/2017	Sood	.....	D2/617
D917,788 S *	4/2021	Tangpirounthum	.....	D2/617
D939,149 S *	12/2021	Bell	.....	D29/117.2

**OTHER PUBLICATIONS**

Grabber Nitrile Gloves, posted at harmonycr.com, posting date not given, [online], [site visited May 5, 2022]. Available from Internet, URL: <https://harmonycr.com/grabber-nitrile-gloves/> (Year: 2022).\*  
Stars & Stripes gloves, posted at cutterssports.com, posting date not given, [online], [site visited May 5, 2022]. Available from Internet, URL: <https://www.cutterssports.com/products/stars-stripes-limited-edition-rev-3-0-design-gloves> (Year: 2022).\*

\* cited by examiner

*Primary Examiner* — George D. Kirschbaum

*Assistant Examiner* — Maria J. Edwards

(57) **CLAIM**

The ornamental design for a sanitizing glove, as shown and described.

**DESCRIPTION**

FIG. 1 is a top perspective view of a sanitizing glove showing my new design;  
FIG. 2 is a bottom perspective view thereof;  
FIG. 3 is a front elevation view thereof;  
FIG. 4 is a rear elevation view thereof;  
FIG. 5 is a top plan view thereof;  
FIG. 6 is a bottom plan view thereof;  
FIG. 7 is a right elevation view thereof;  
FIG. 8 is a left elevation view thereof; and,  
FIG. 9 is a magnified view showing the palm exterior surface of the sanitizing glove shown in FIG. 3.

**1 Claim, 9 Drawing Sheets**





FIG. 1



FIG. 2




FIG. 3



FIG. 4




FIG. 5




FIG. 6



FIG. 7





FIG. 8




FIG. 9