



US00D982241S

(12) **United States Design Patent**
Nehme et al.

(10) **Patent No.:** **US D982,241 S**
(45) **Date of Patent:** **** Mar. 28, 2023**

- (54) **PROTECTIVE CUP**
- (71) Applicants: **George Nehme**, Laval (CA); **Joseph Azakie**, Montreal (CA)
- (72) Inventors: **George Nehme**, Laval (CA); **Joseph Azakie**, Montreal (CA)
- (**) Term: **15 Years**
- (21) Appl. No.: **29/795,192**
- (22) Filed: **Jun. 17, 2021**
- (51) **LOC (14) Cl.** **29-02**
- (52) **U.S. Cl.**
USPC **D29/101.5**
- (58) **Field of Classification Search**
USPC D29/100, 101.5; D24/190
CPC A41D 13/0525; A41D 13/05; A63B 71/08;
A63B 71/1216
See application file for complete search history.

- 7,757,310 B2 * 7/2010 Wong A63B 71/12
2/466
 - 8,245,327 B2 * 8/2012 Wilson, II A41D 13/0506
2/466
 - D670,436 S * 11/2012 Diamond D29/101.5
 - 8,752,217 B1 * 6/2014 Cheney A41D 13/0525
2/403
 - D772,488 S * 11/2016 Reed D29/101.5
 - 9,526,969 B1 * 12/2016 Raber A41D 13/05
 - 9,808,702 B2 * 11/2017 Murphy A63B 71/1216
 - 10,682,563 B2 * 6/2020 Yang A41D 13/05
 - 10,866,067 B2 * 12/2020 Raber A63B 71/1216
- (Continued)

(56) **References Cited**

U.S. PATENT DOCUMENTS

- 3,176,686 A * 4/1965 Barnes A63B 71/12
602/73
- D294,075 S * 2/1988 Bernstein D29/121.1
- 5,819,323 A * 10/1998 Edenfield A41B 9/02
2/403
- 6,319,219 B1 * 11/2001 Landi A63B 71/12
602/68
- D516,253 S * 2/2006 Wong D29/101.5
- D528,702 S * 9/2006 Wong D29/101.5
- 7,178,176 B1 * 2/2007 S-Cronenbold A41D 1/088
2/403
- 7,296,307 B2 * 11/2007 Atwater A63B 71/12
2/403
- D595,902 S * 7/2009 Wiens D29/101.5
- 7,712,156 B2 * 5/2010 Raber A41D 1/088
2/403
- 7,716,755 B1 * 5/2010 Wiens A41D 1/088
2/466

OTHER PUBLICATIONS

Shock Doctor Core Compression Hockey Shorts with Bio-Flex Cup (on-line), dated Sep. 12, 2013. Retrieved from Internet Nov. 4, 2022, URL: https://www.amazon.com/Shock-Doctor-Compression-Hockey-Bio-Flex/dp/B00C4OLMA2/ref=sr_1_15?keywords=shock+doctor+flex+cup&qid=16675%E2%80%A6 (3 pages) (Year: 2013).*

Primary Examiner — Kimberly Barnes

(74) *Attorney, Agent, or Firm* — Ezra Sutton; Anthony Morano

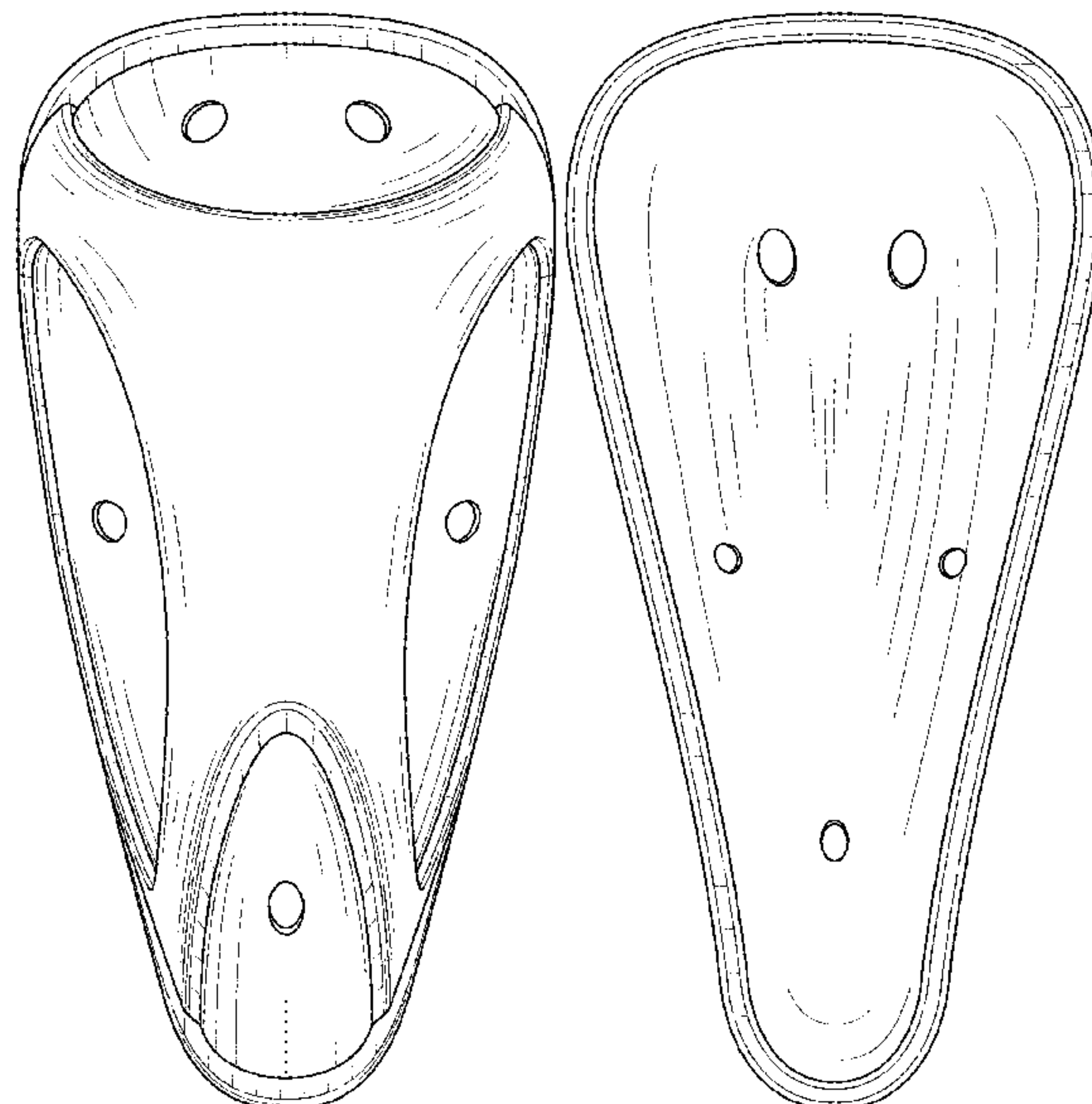
(57) **CLAIM**

The ornamental design for a protective cup, as shown and described.

DESCRIPTION

FIG. 1 is a top, left perspective view of a protective cup showing our new design;
FIG. 2 is a front elevational view thereof;
FIG. 3 is a rear elevational view thereof;
FIG. 4 is a left elevational view thereof, the right side elevational view thereof being a mirror image of the left side;
FIG. 5 is a top view thereof; and,
FIG. 6 is a bottom view thereof.

1 Claim, 5 Drawing Sheets



(56)

References Cited

U.S. PATENT DOCUMENTS

2003/0163076 A1* 8/2003 Lukens G09F 21/02
2/466
2004/0024341 A1* 2/2004 Jacobs A63B 71/1216
2/466
2008/0201829 A1* 8/2008 Wang A63B 71/1216
2/466
2020/0390165 A1* 12/2020 Sheu A63B 71/1216

* cited by examiner

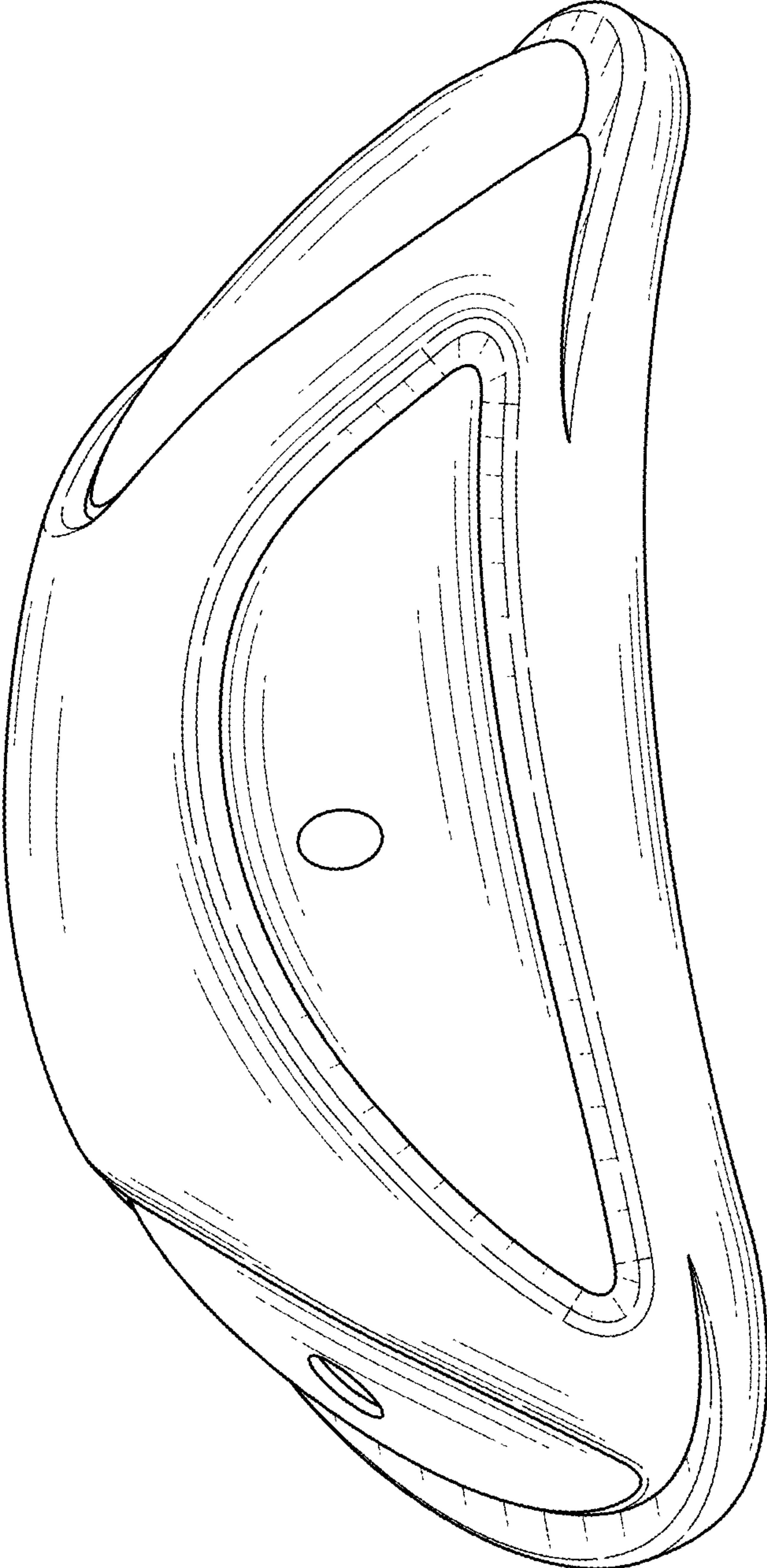


FIG. 1

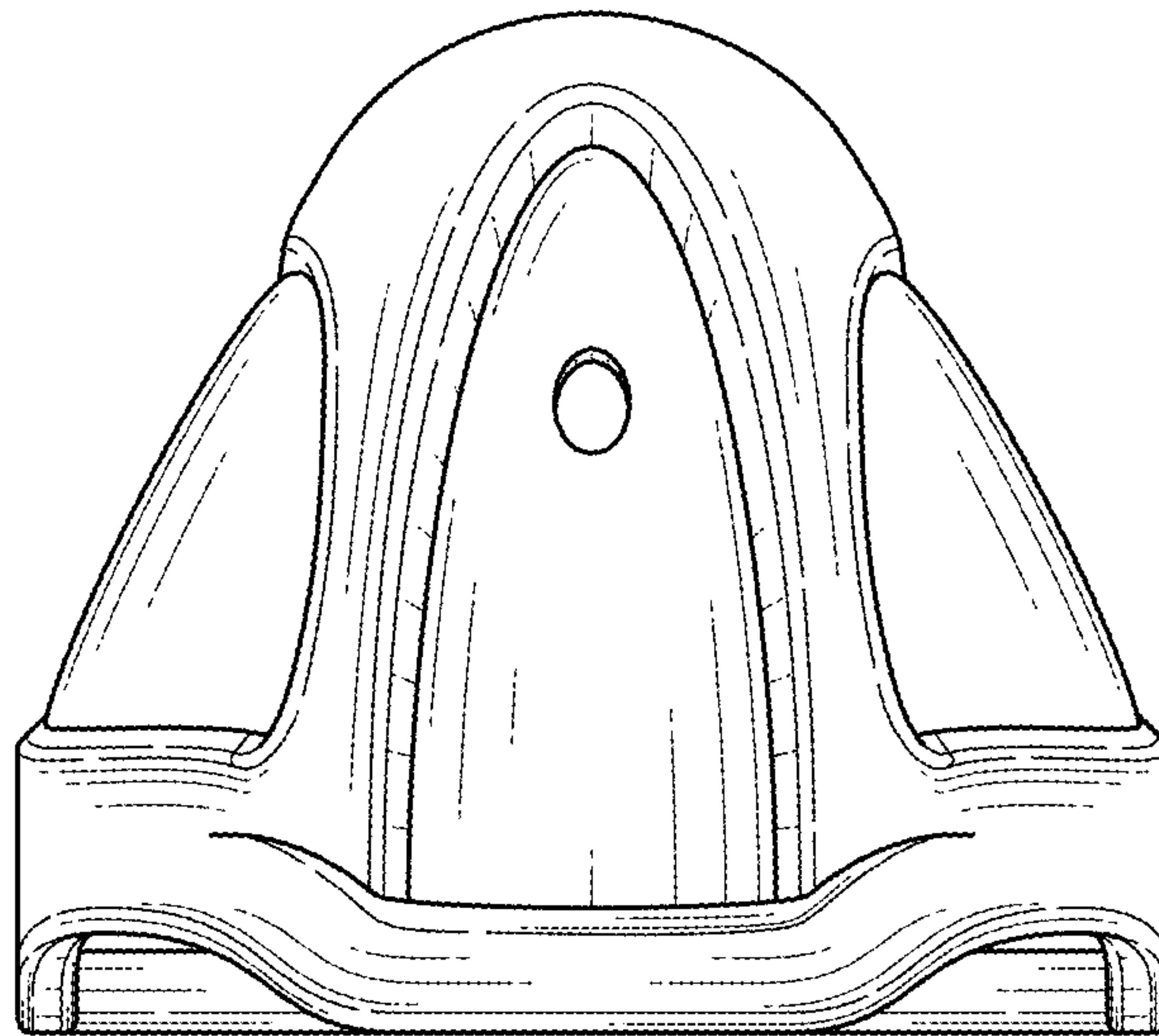


FIG. 2

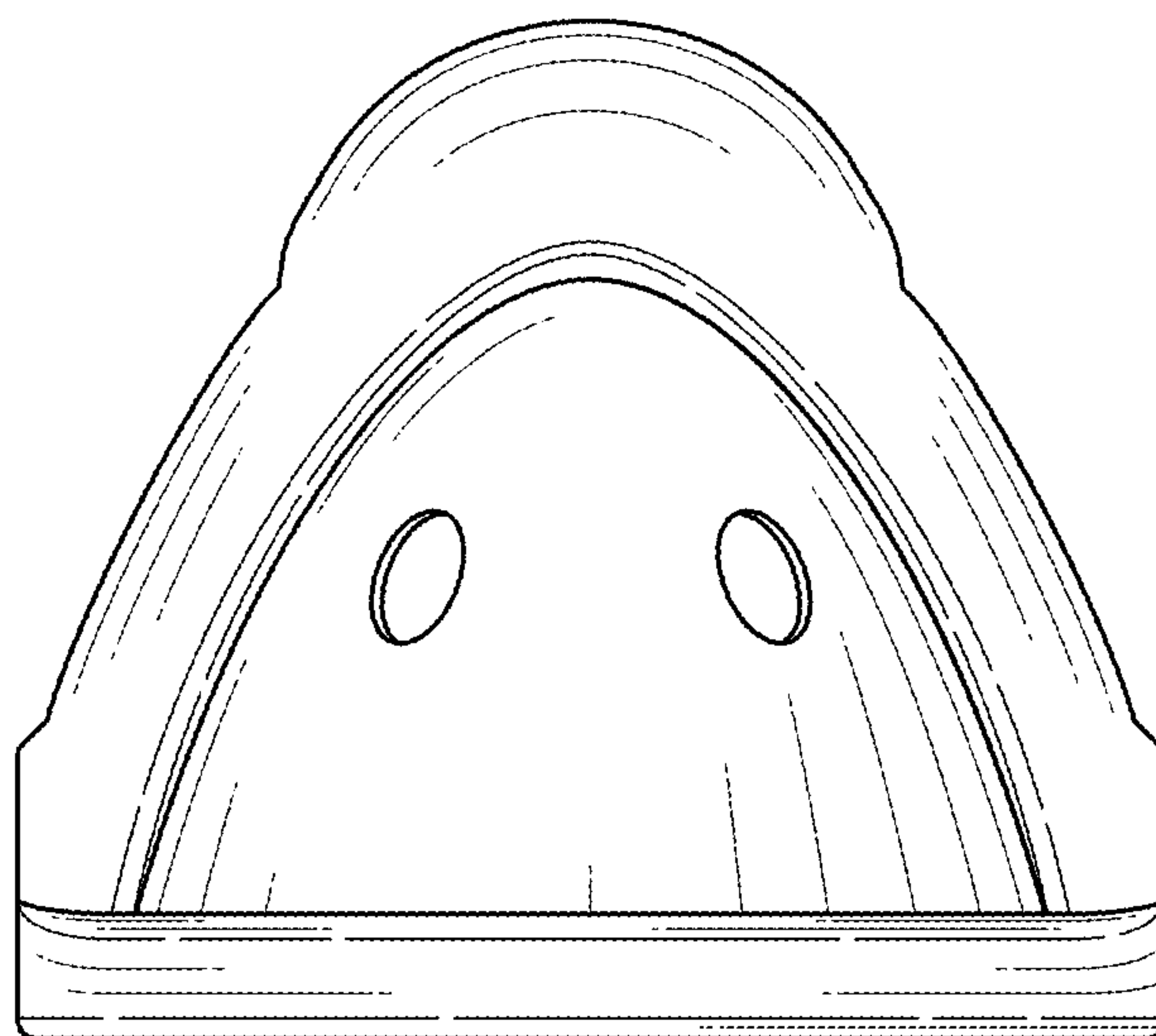


FIG. 3

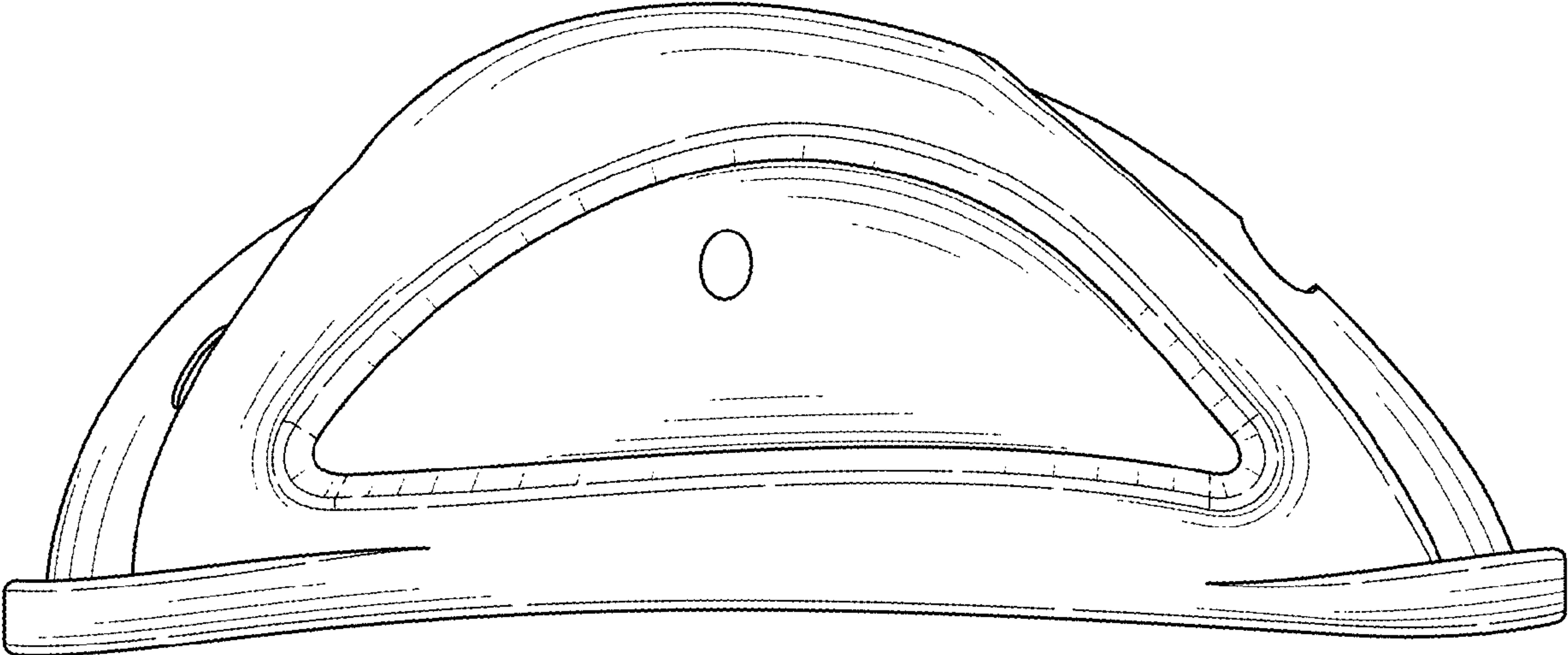


FIG. 4

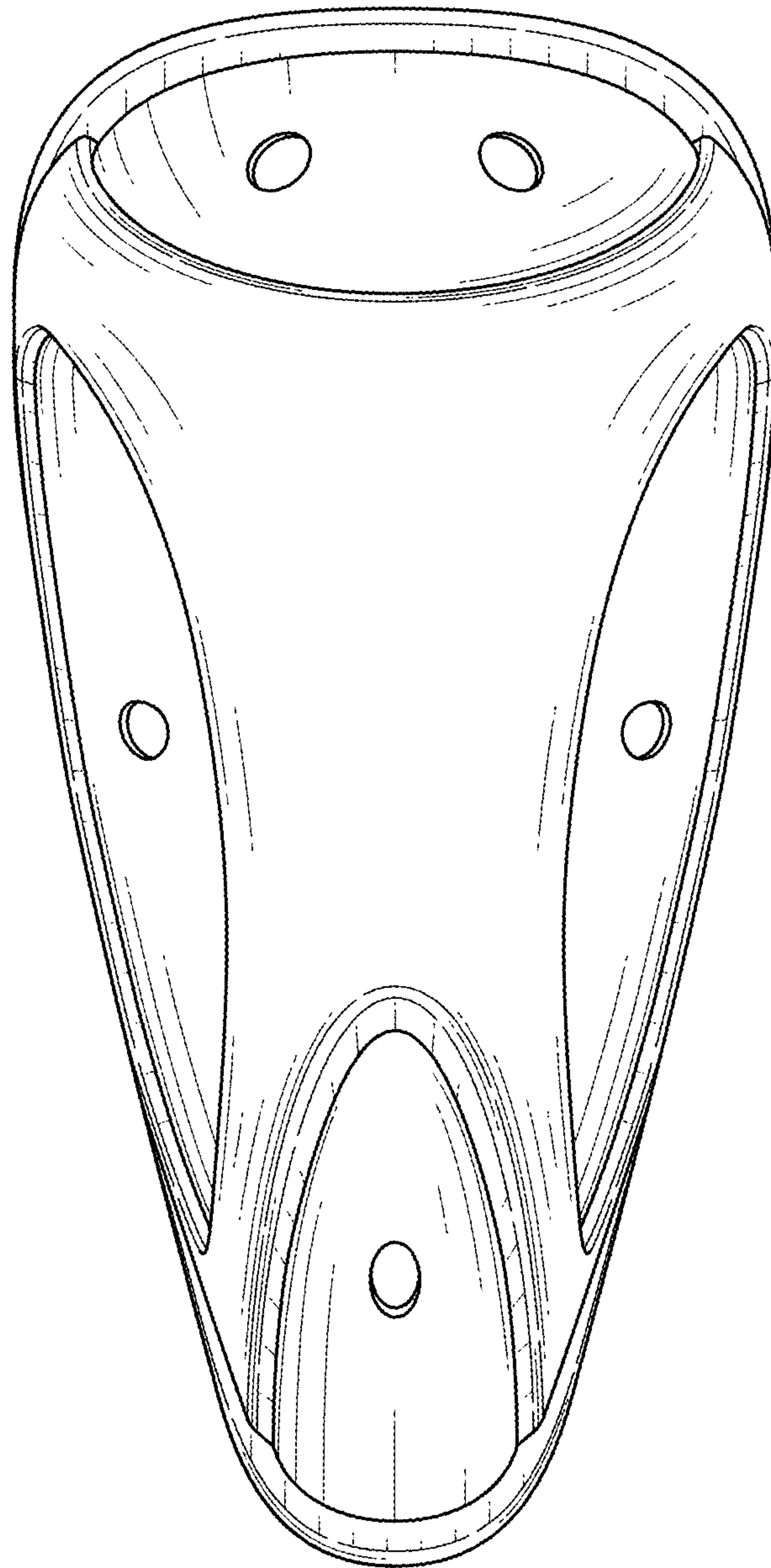


FIG. 5

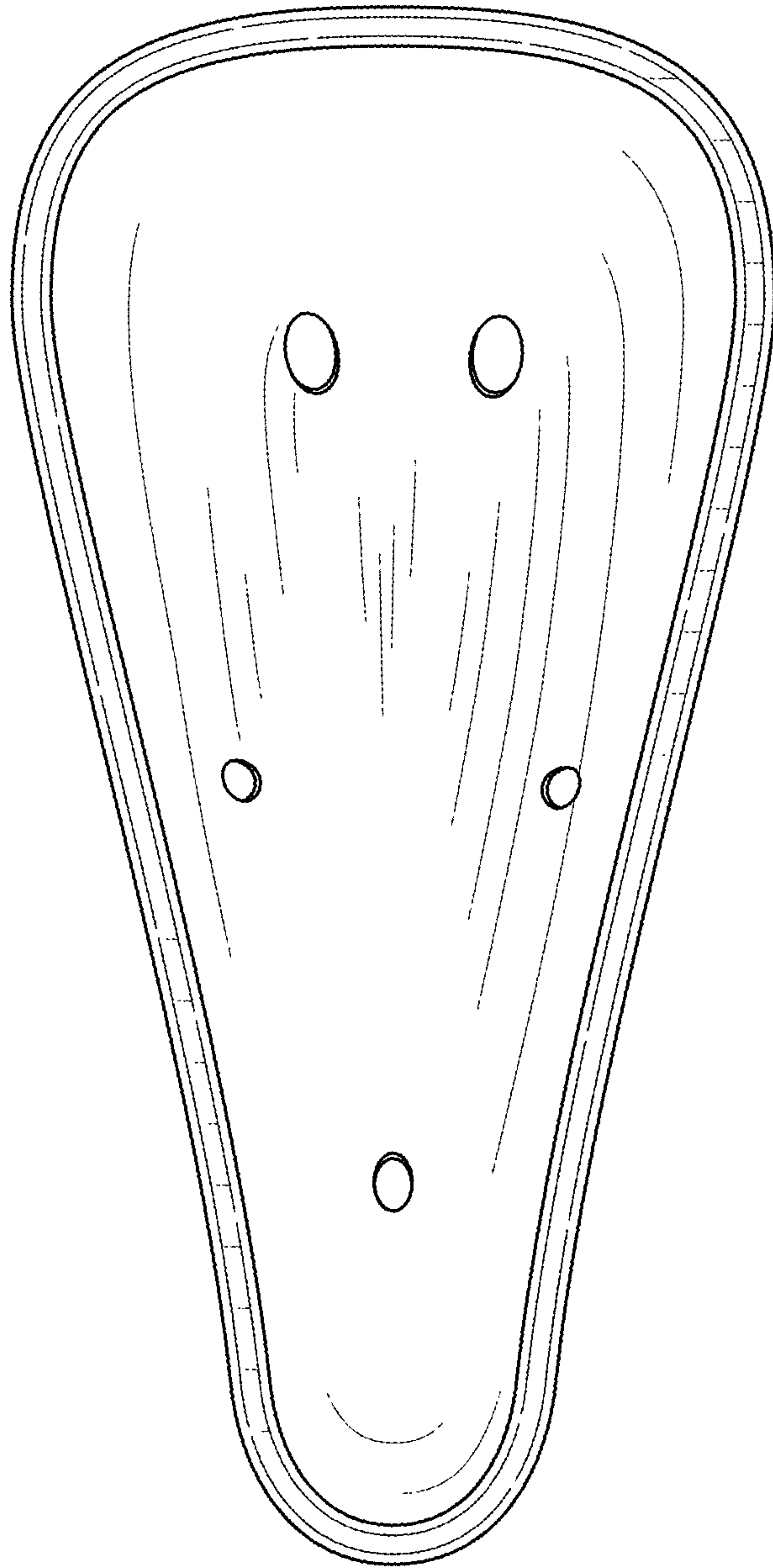


FIG. 6