

US00D982240S

(12) **United States Design Patent**  
**Lloyd**

(10) **Patent No.:** **US D982,240 S**  
(45) **Date of Patent:** **\*\* Mar. 28, 2023**

(54) **MASCARA TUBE**  
(71) Applicant: **MAKE UP FOR EVER**, Paris (FR)  
(72) Inventor: **Doug Lloyd**, New York, NY (US)  
(\*\*) Term: **15 Years**  
(21) Appl. No.: **35/513,703**  
(22) Filed: **Aug. 19, 2021**

D585,600 S \* 1/2009 Althoff ..... D9/503  
D658,332 S \* 4/2012 Huang ..... D28/62  
9,004,791 B2 \* 4/2015 Acierto ..... A45D 40/24  
401/44  
D748,865 S \* 2/2016 Hall ..... D9/504  
D761,123 S \* 7/2016 Breidenbach ..... D28/7  
D865,281 S \* 10/2019 Robinson ..... D28/7  
D884,979 S \* 5/2020 Adenaïke ..... D9/504  
2013/0004226 A1 \* 1/2013 Breidenbach ..... A45D 34/06  
401/17  
2022/0039538 A1 \* 2/2022 Nestor ..... A45D 40/265

(80) **Hague Agreement Data**  
Int. Filing Date: **Aug. 19, 2021**  
Int. Reg. No.: **DM/215988**  
Int. Reg. Date: **Aug. 19, 2021**  
Int. Reg. Pub. Date: **Feb. 25, 2022**

(30) **Foreign Application Priority Data**  
Mar. 5, 2021 (EM) ..... 008452825-0001

(51) **LOC (14) Cl.** ..... **28-03**  
(52) **U.S. Cl.**  
USPC ..... **D28/76; D9/504**

(58) **Field of Classification Search**  
USPC ..... D28/76, 77, 88-89; D9/503-505  
CPC ..... A45D 34/045-046; A45D 33/22; A45D  
40/24; A45D 40/262-267  
See application file for complete search history.

(56) **References Cited**  
U.S. PATENT DOCUMENTS  
D176,372 S \* 12/1955 Noyack ..... D28/89  
D422,748 S \* 4/2000 Lang ..... D28/7  
D491,810 S \* 6/2004 Kostow ..... D28/7  
D491,811 S \* 6/2004 Kostow ..... D28/7  
D517,243 S \* 3/2006 Martinez ..... D9/504

**OTHER PUBLICATIONS**

The professional mascara, www.makeupforever.com, reviewed as early as Jul. 2022, 1 page (Year: 2022).\*

\* cited by examiner

*Primary Examiner* — Jennifer Rivard

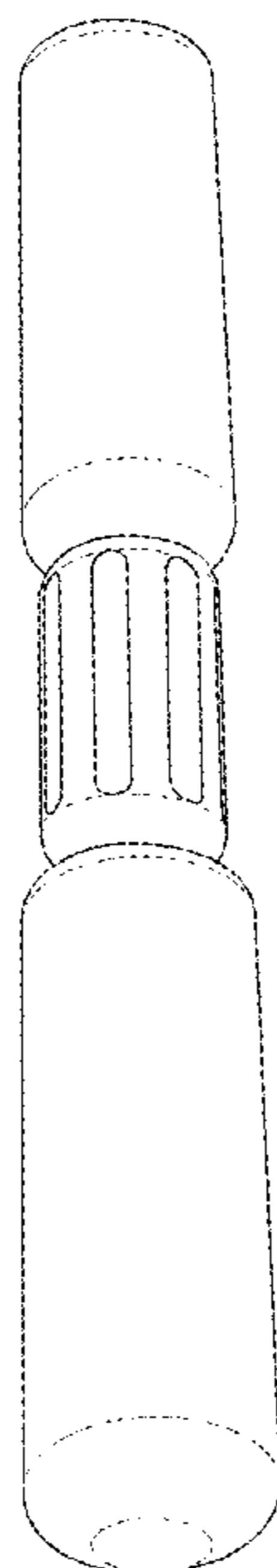
(57) **CLAIM**

The ornamental design for a mascara tube, as shown and described.

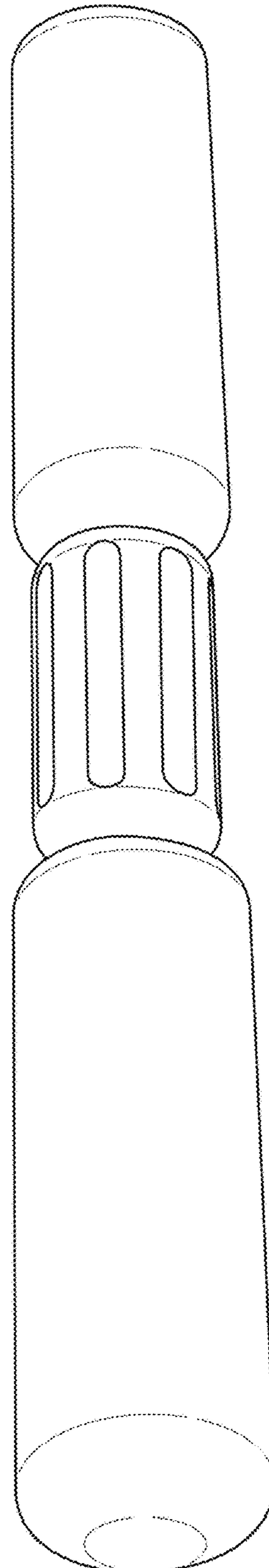
**DESCRIPTION**

Fig. 1.1 is a perspective view of a mascara tube.  
Fig. 1.2 is a left side elevational view.  
Fig. 1.3 is a bottom plan view.  
Fig. 1.4 is a top plan view.  
Fig. 1.5 is a right side elevational view.  
Fig. 1.6 is a rear elevational view.  
Fig. 1.7 is an additional elevational view.  
In Fig. 1.7, the central portion of the mascara tube is shown separately for convenience of illustration.  
The broken line disclosure is for the purpose of illustrating unclaimed portions of the article and forms no part of the claimed design.


**1 Claim, 7 Drawing Sheets**



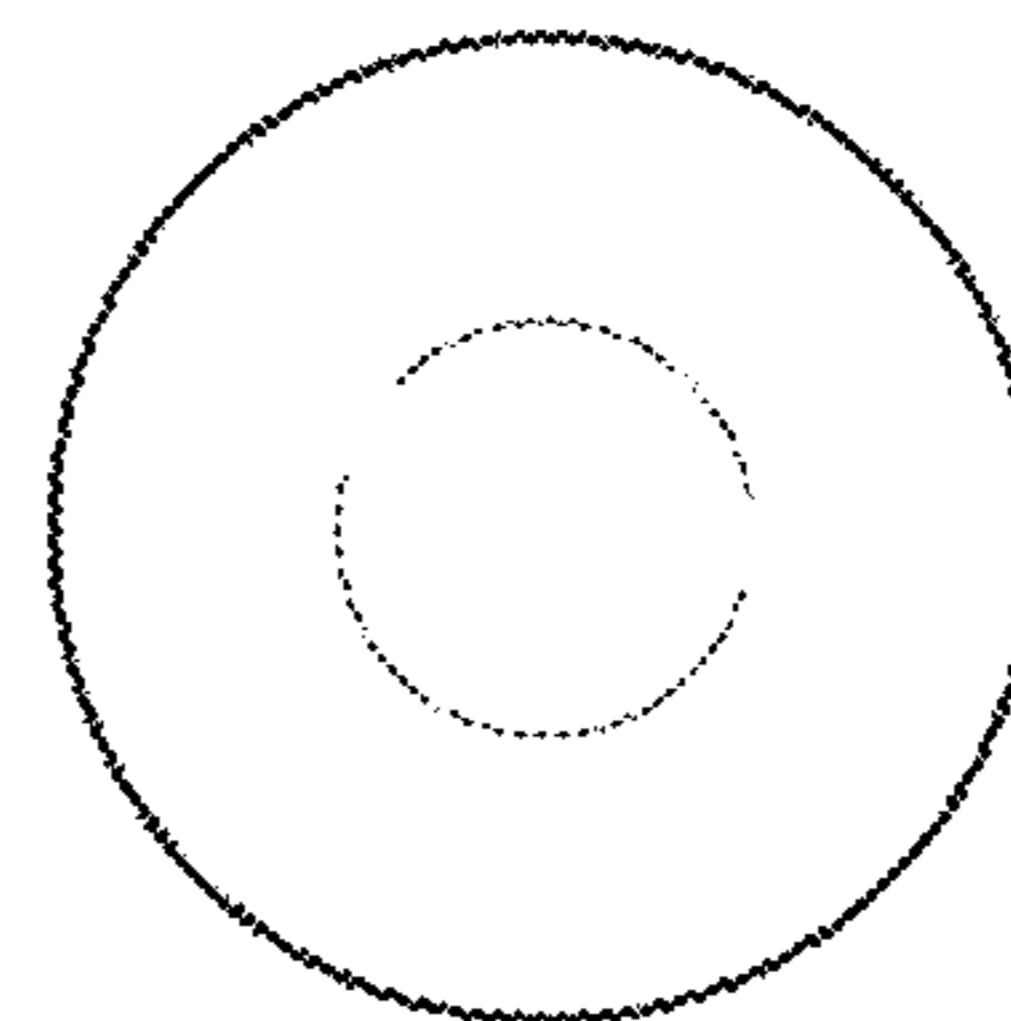
1.1



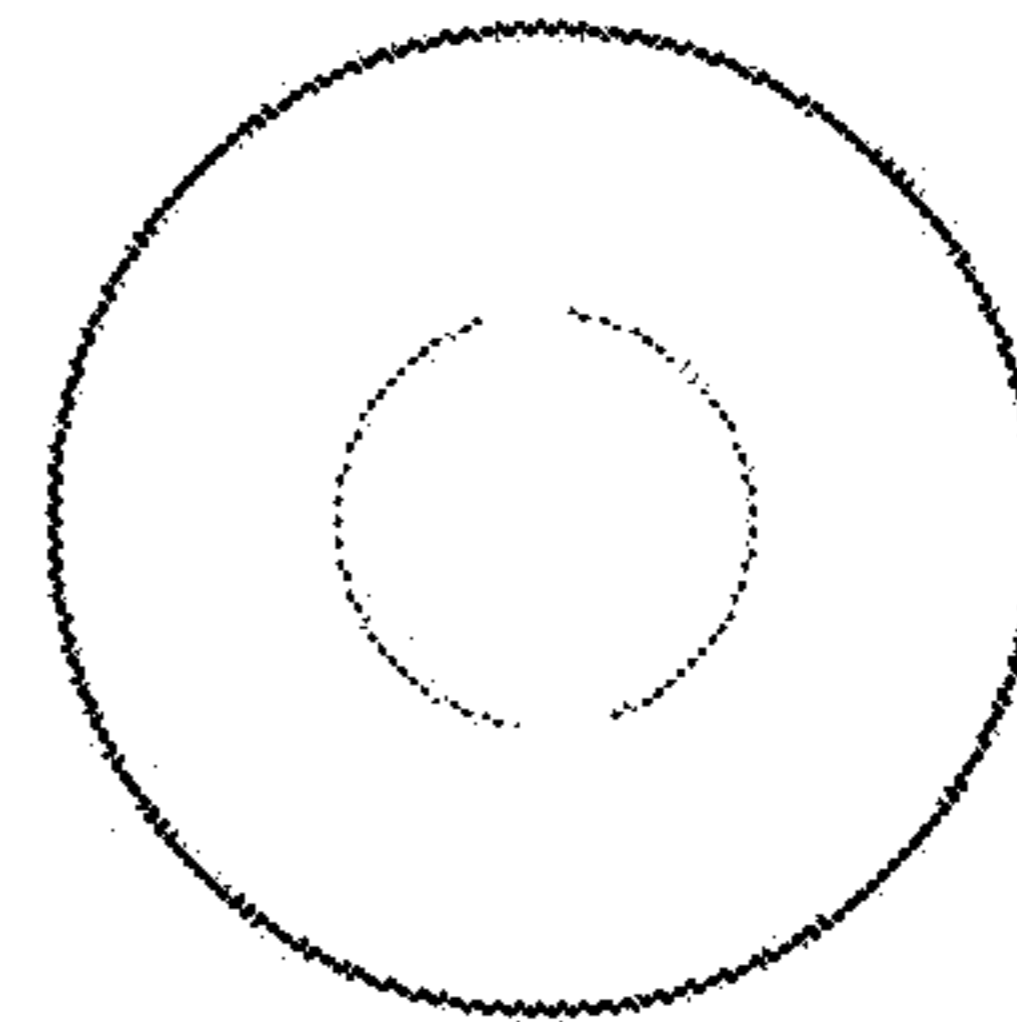
1.2




1.3




1.4



1.5



1.6



1.7

