



US00D982237S

(12) **United States Design Patent**  
**Kenison**

(10) **Patent No.:** **US D982,237 S**  
(45) **Date of Patent:** **\*\* Mar. 28, 2023**

- (54) **HAIR WRAP DEVICE**
- (71) Applicant: **Emily Karal Kenison**, Scarsdale, NY (US)
- (72) Inventor: **Emily Karal Kenison**, Scarsdale, NY (US)
- (\*\*) Term: **15 Years**
- (21) Appl. No.: **29/798,017**
- (22) Filed: **Jul. 5, 2021**
- (51) **LOC (14) Cl.** ..... **28-03**
- (52) **U.S. Cl.**  
USPC ..... **D28/41**
- (58) **Field of Classification Search**  
USPC ..... D28/41, 43; D2/875, 894  
CPC ..... A45D 8/00; A45D 8/34; A45D 8/36  
See application file for complete search history.

- 2006/0137706 A1\* 6/2006 Haar ..... A45D 8/36  
132/273
- 2009/0151742 A1\* 6/2009 Malitzis ..... A45D 8/36  
132/273
- 2015/0164195 A1\* 6/2015 Elliott ..... A44C 5/0069  
132/273
- 2018/0020799 A1\* 1/2018 Harris ..... A45D 8/34  
132/273
- 2020/0069023 A1\* 3/2020 Ahrens ..... A45D 8/36

\* cited by examiner

*Primary Examiner* — Zenia I Bennett

(74) *Attorney, Agent, or Firm* — Brooklyn Law Incubator and Policy Clinic; Serge Krimnus; Jacqueline Zahn

(57) **CLAIM**

An ornamental design for a hair wrap device, as shown and described.

(56) **References Cited**

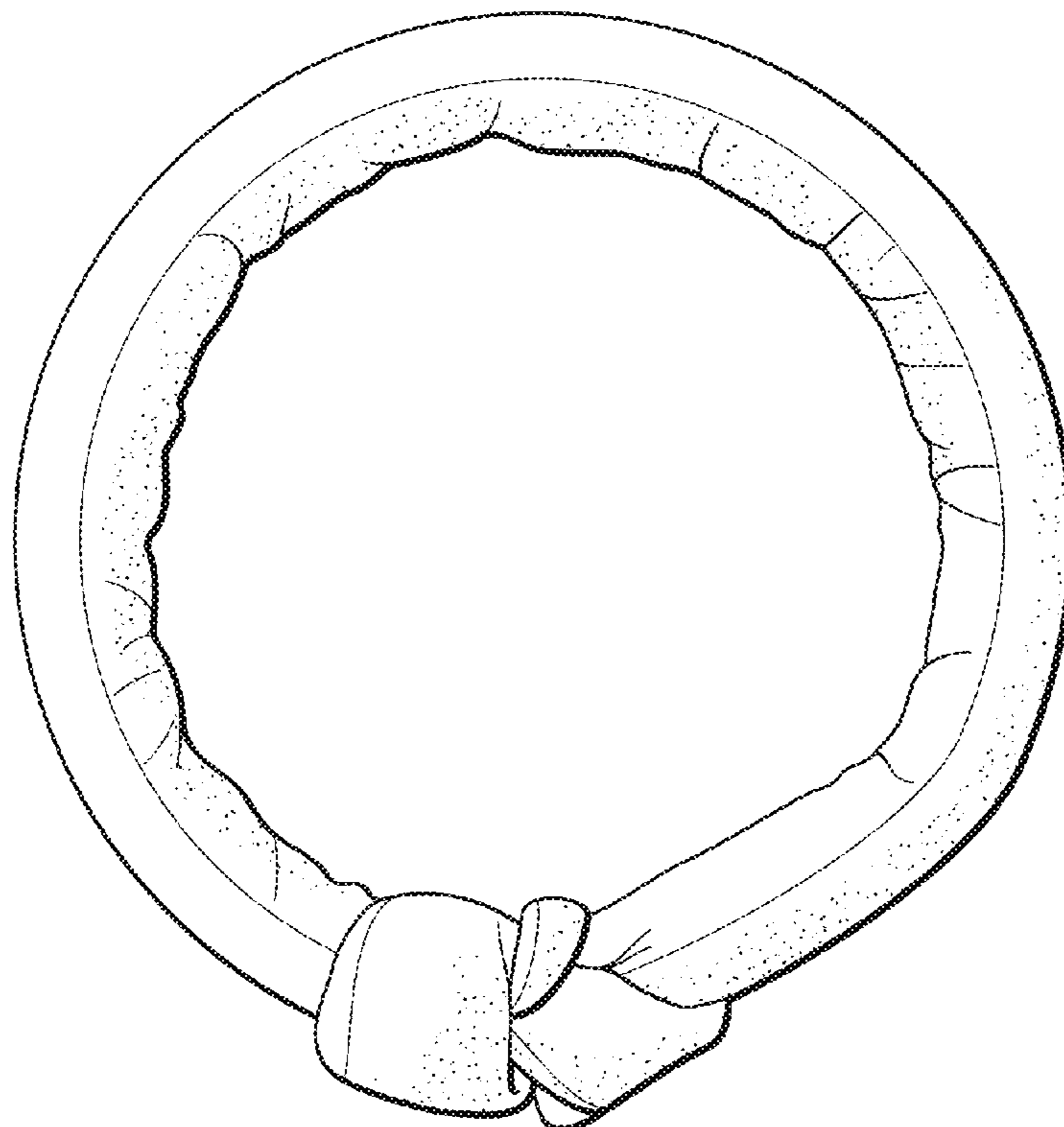
U.S. PATENT DOCUMENTS

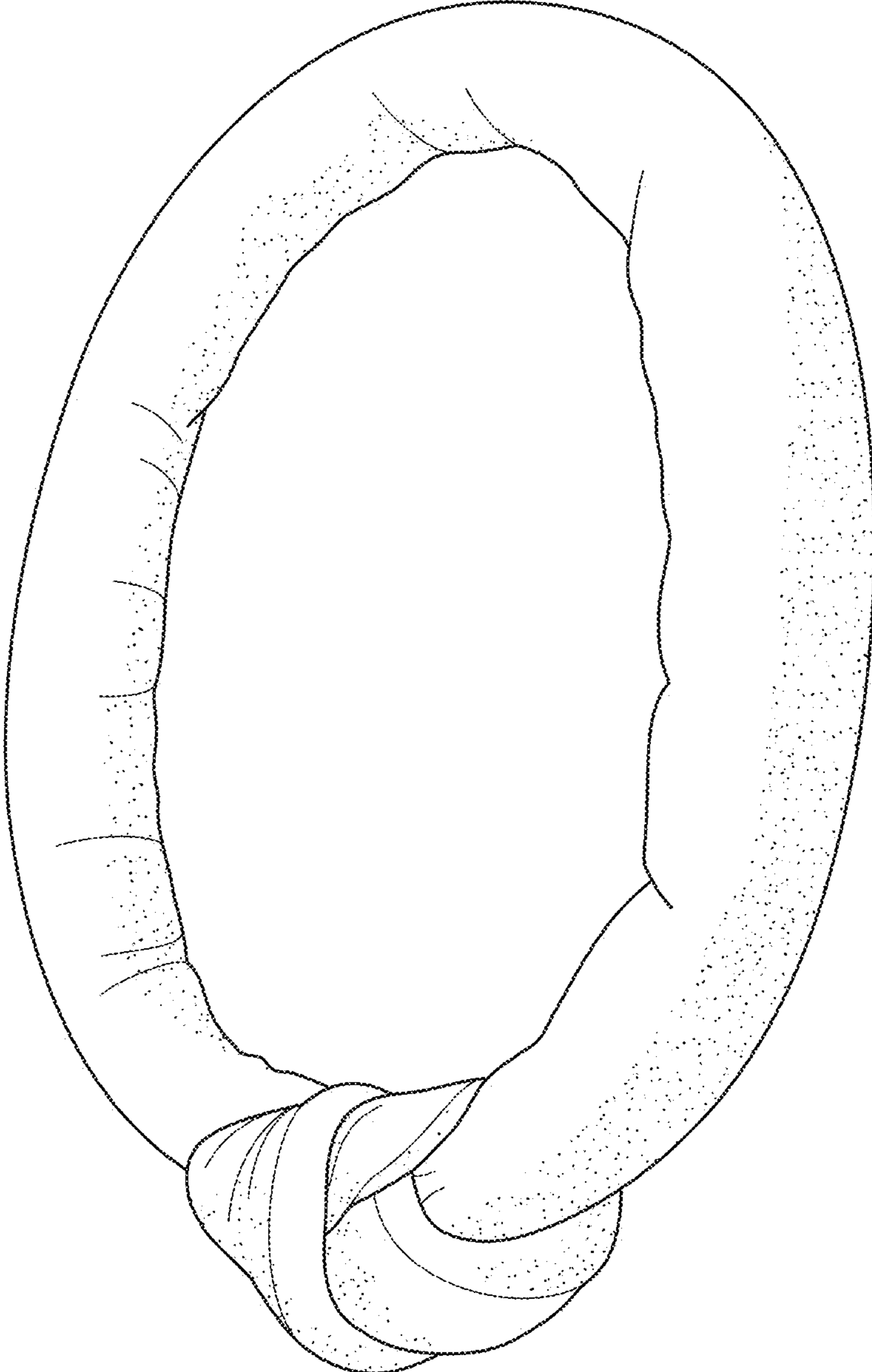
|           |      |         |                |                      |
|-----------|------|---------|----------------|----------------------|
| 4,292,986 | A    | 10/1981 | Ergaver et al. |                      |
| 4,881,559 | A    | 11/1989 | Kin            |                      |
| 5,482,060 | A    | 1/1996  | Barradas       |                      |
| 6,397,854 | B1 * | 6/2002  | Bailey         | A45D 8/36<br>132/246 |
| D511,036  | S    | 11/2005 | Moses          |                      |
| D636,153  | S    | 4/2011  | Schrab         |                      |
| D712,094  | S *  | 8/2014  | Branson        | A45D 8/36<br>D28/41  |
| 9,226,560 | B1   | 1/2016  | Birk           |                      |
| D962,540  | S *  | 8/2022  | Tong           | D28/41               |

**DESCRIPTION**

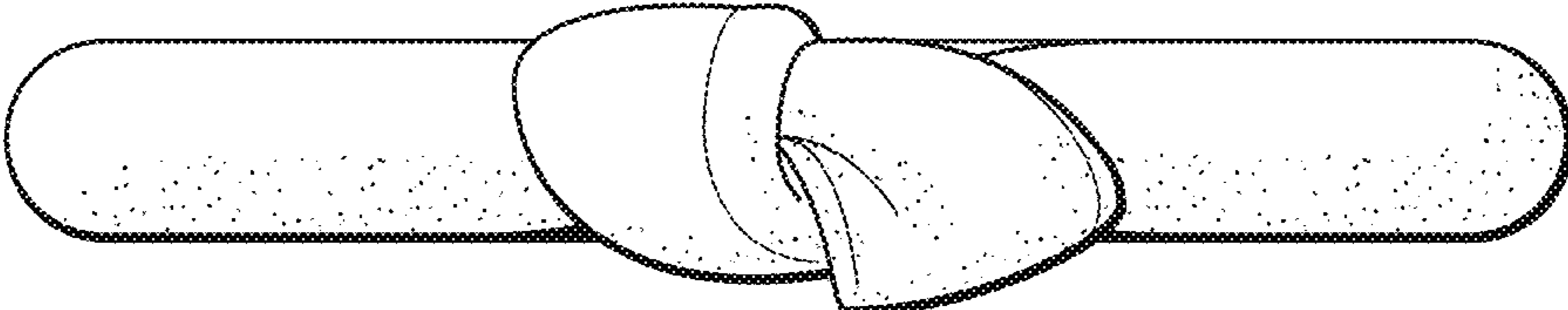
FIG. 1 is a right side perspective view of the hair wrap device;  
FIG. 2 is a front elevation view thereof;  
FIG. 3 is a rear elevation view thereof;  
FIG. 4 is a left side elevation view thereof;  
FIG. 5 is a right side elevation view thereof;  
FIG. 6 is a top plan view thereof; and,  
FIG. 7 is a bottom plan view thereof.

**1 Claim, 3 Drawing Sheets**





*FIG. 1*



*FIG. 7*

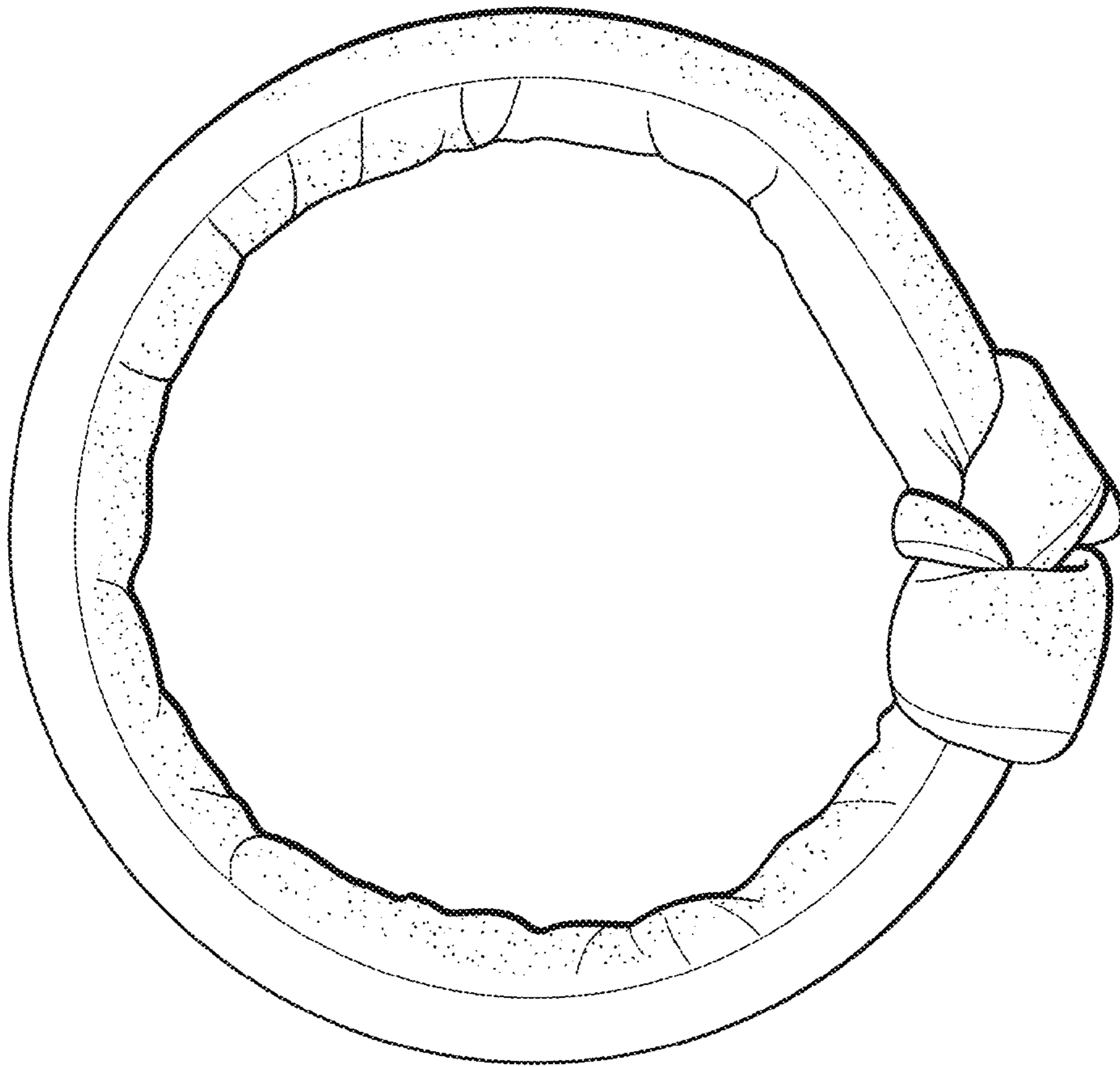


FIG. 3

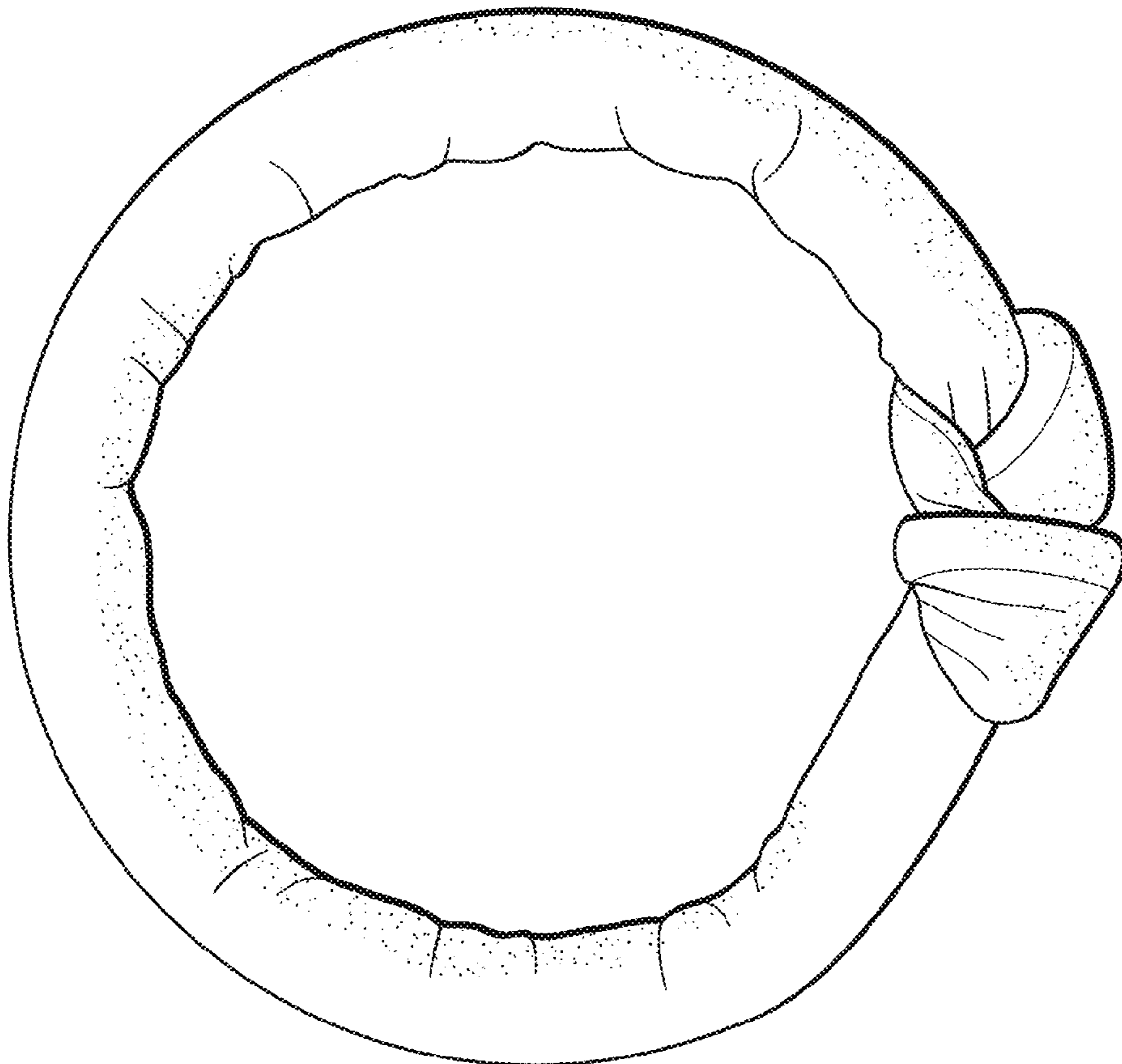
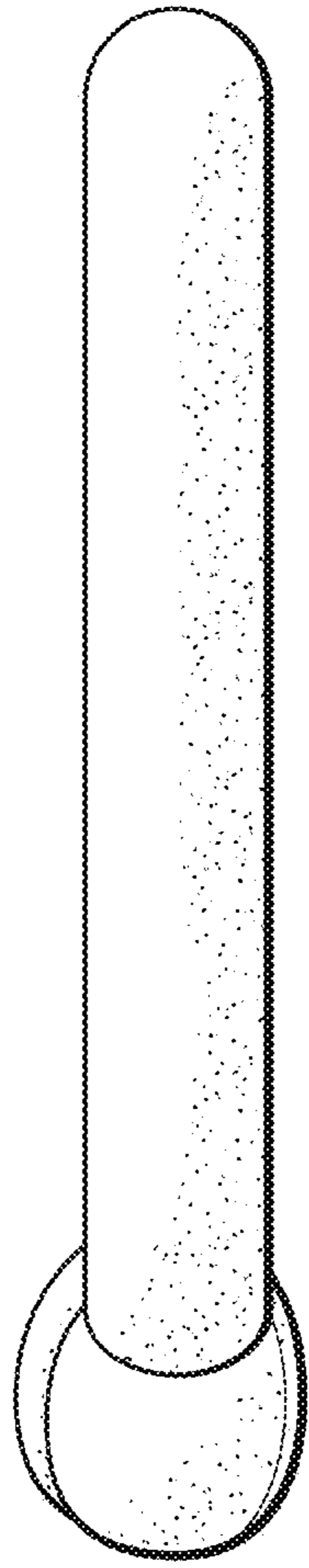
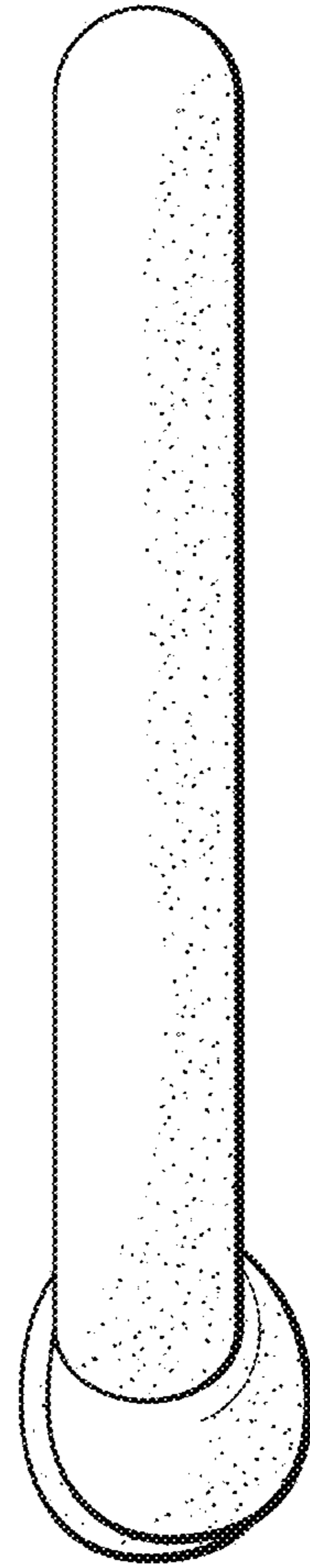



FIG. 2



*FIG. 4*



*FIG. 5*



*FIG. 6*