



US00D982229S

(12) **United States Design Patent** (10) **Patent No.:** **US D982,229 S**
Cai (45) **Date of Patent:** **** Mar. 28, 2023**

(54) **CIGAR TIP TRIMMER**
(71) Applicant: **Xiaoli Cai**, Shenzhen (CN)
(72) Inventor: **Xiaoli Cai**, Shenzhen (CN)
(**) Term: **15 Years**

D698,993 S * 2/2014 Sharif D27/195
D705,034 S * 5/2014 Connell D8/105
D736,580 S * 8/2015 Lehoux D8/51
(Continued)

(21) Appl. No.: **29/790,913**
(22) Filed: **Dec. 21, 2021**

FOREIGN PATENT DOCUMENTS

CN 304808007 * 9/2018
CN 306917940 * 11/2021
CN 307206975 * 3/2022

(51) **LOC (14) Cl.** **27-99**
(52) **U.S. Cl.**
USPC **D27/195**
(58) **Field of Classification Search**
USPC D8/57, 394, 73, 72, 382, 93; D24/133,
D24/148, 149, 231; D27/157, 143, 195
CPC A24F 13/26; A24F 13/24; A24F 13/2411;
B67B 7/16; B26B 27/00
See application file for complete search history.

OTHER PUBLICATIONS

S.T. Dupont Double Blade Cigar Cutter (Chrome), Goole.com, [online], [site visited Aug. 22, 2022], Available from internet URL: <https://www.amazon.com/S-T-Dupont-Double-Cutter-Chrome/dp/B07WVRPR3H> (Year: NA).*
(Continued)

Primary Examiner — Leanne Was-Englehart
(74) *Attorney, Agent, or Firm* — Rumit Ranjit Kanakia

(56) **References Cited**

U.S. PATENT DOCUMENTS

1,166,881 A * 1/1916 Mesco A24F 13/26
30/113
1,199,784 A * 10/1916 Mesco A24F 13/26
30/113
D314,639 S * 2/1991 Rousseau D27/195
D375,576 S * 11/1996 Mesco D27/195
D386,814 S * 11/1997 Mesco D27/195
D391,016 S * 2/1998 Marusiak D27/195
D396,125 S * 7/1998 Chen D27/195
5,893,212 A * 4/1999 Meister A24F 13/26
30/279.2
D409,795 S * 5/1999 White D27/195
D413,408 S * 8/1999 White D27/195
D467,033 S * 12/2002 Smith D27/157
D469,920 S * 2/2003 Hong D27/143
D617,496 S * 6/2010 Wong D27/195
D630,794 S * 1/2011 Cohen Harel D27/195
D633,349 S 3/2011 Schmidt
D637,757 S * 5/2011 Gutman A24F 13/26
D27/195
D640,520 S * 6/2011 Rampling D8/60

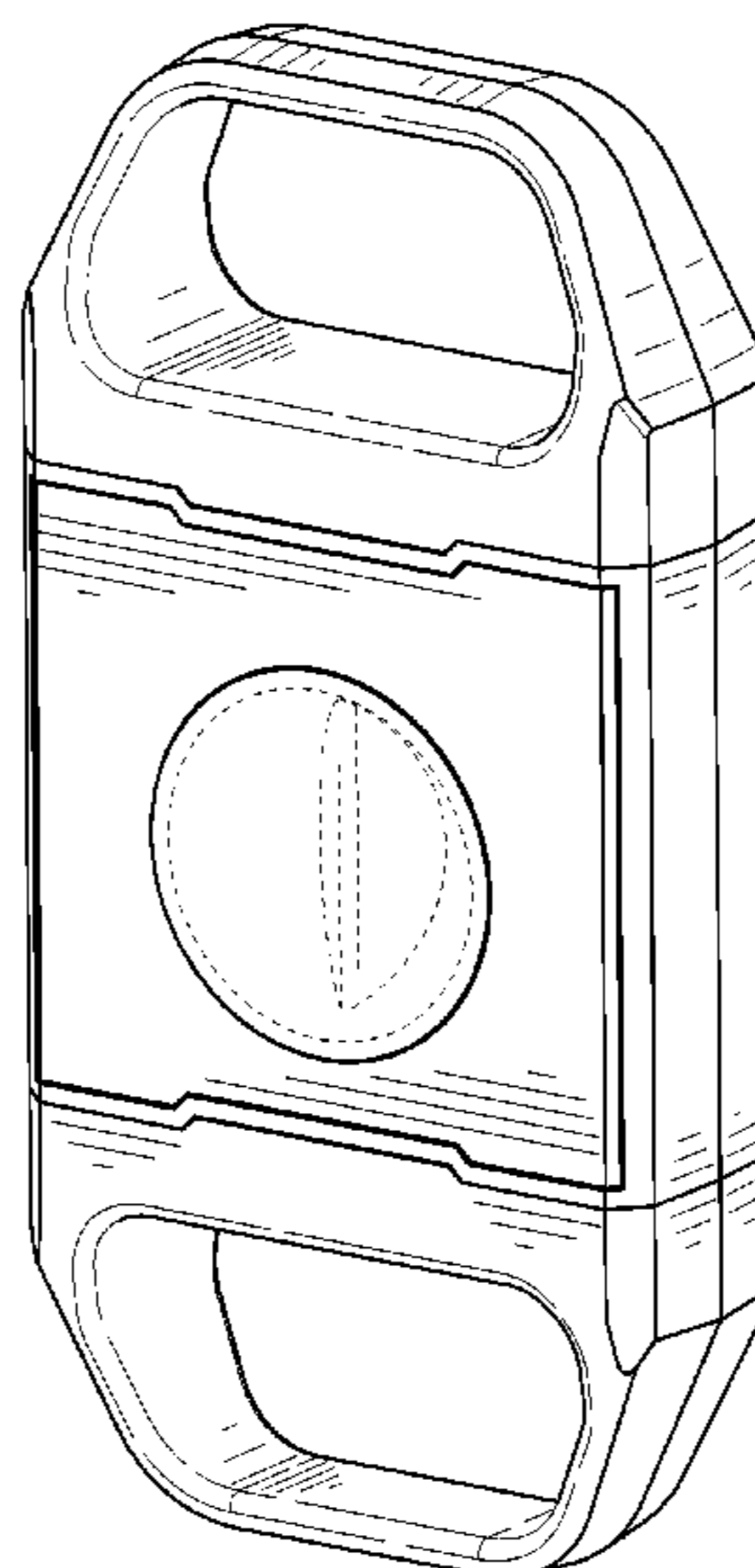
(57) **CLAIM**

The ornamental design for a cigar tip trimmer, as shown and described.

DESCRIPTION

FIG. 1 is a first perspective view of a cigar tip trimmer showing my new design;
FIG. 2 is a second perspective view thereof;
FIG. 3 is a front view thereof;
FIG. 4 is a back view thereof;
FIG. 5 is a left side view thereof;
FIG. 6 is a right side view thereof;
FIG. 7 is a top view thereof; and,
FIG. 8 is a bottom view thereof.
The broken lines in the drawings illustrate portions of the cigar tip trimmer and form no part of the claimed design.

1 Claim, 8 Drawing Sheets



(56)

References Cited

U.S. PATENT DOCUMENTS

D754,507 S 4/2016 Chang
D789,758 S 6/2017 Scimone et al.
D960,444 S * 8/2022 Yang D27/195
2011/0302785 A1* 12/2011 Chuan A24F 13/26
30/113
2013/0180113 A1* 7/2013 Liao A24F 13/26
30/113

OTHER PUBLICATIONS

Xikar VX2 V-Cut Cigar Cutter, Up to 70 Ring Gauge, Built-in 64RG Bowl, Stainless Steel, Google.com, [online], [site visited Aug. 22, 2022], Available from internet URL: https://www.amazon.com/Xikar-Stainless-Attractive-Secure-Lock-Spring-Loaded/dp/B07HG887XP/ref=pd_lpo_3?pd_rd_i=B07HG887XP&psc=1 (Year: NA).*

* cited by examiner

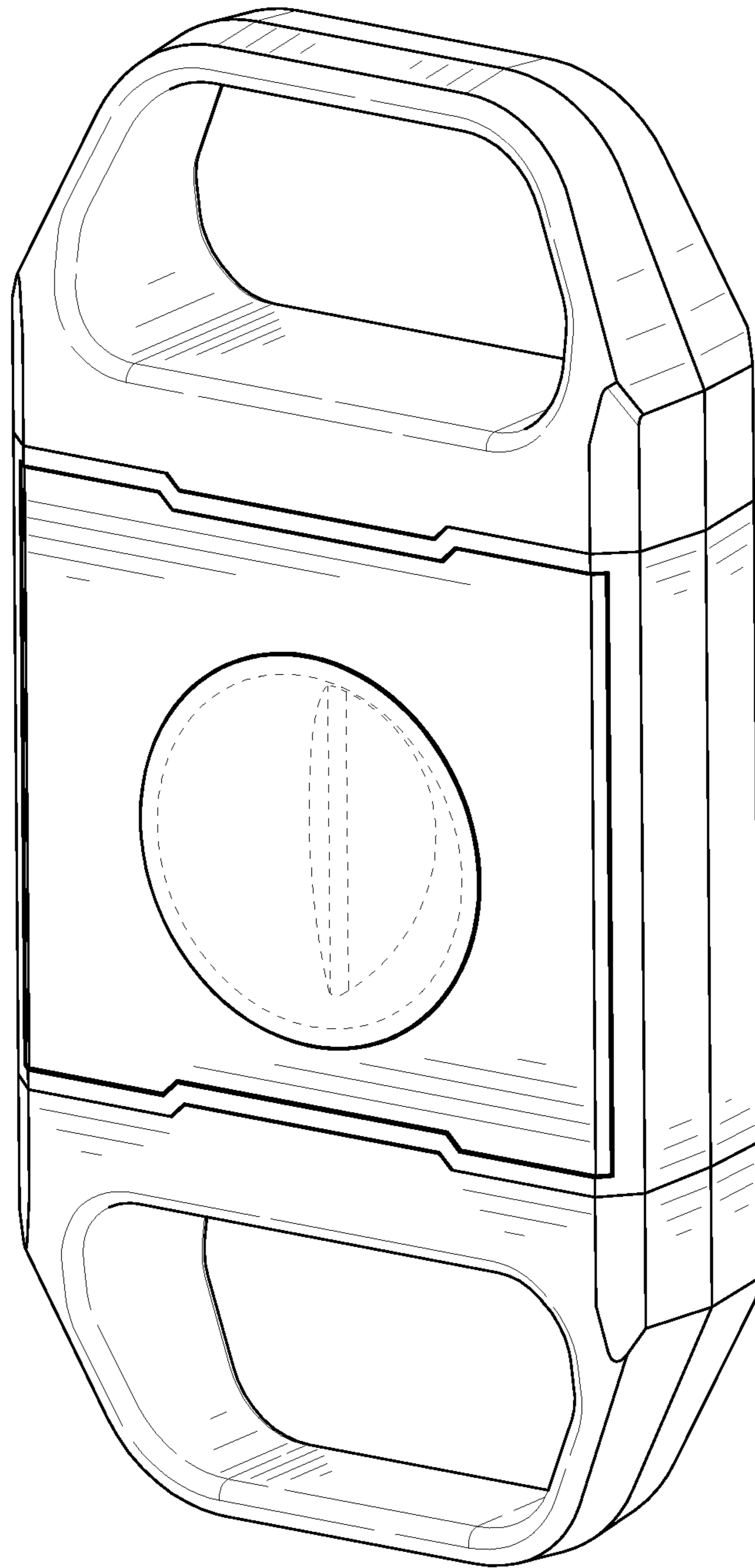


FIG. 1




FIG. 2

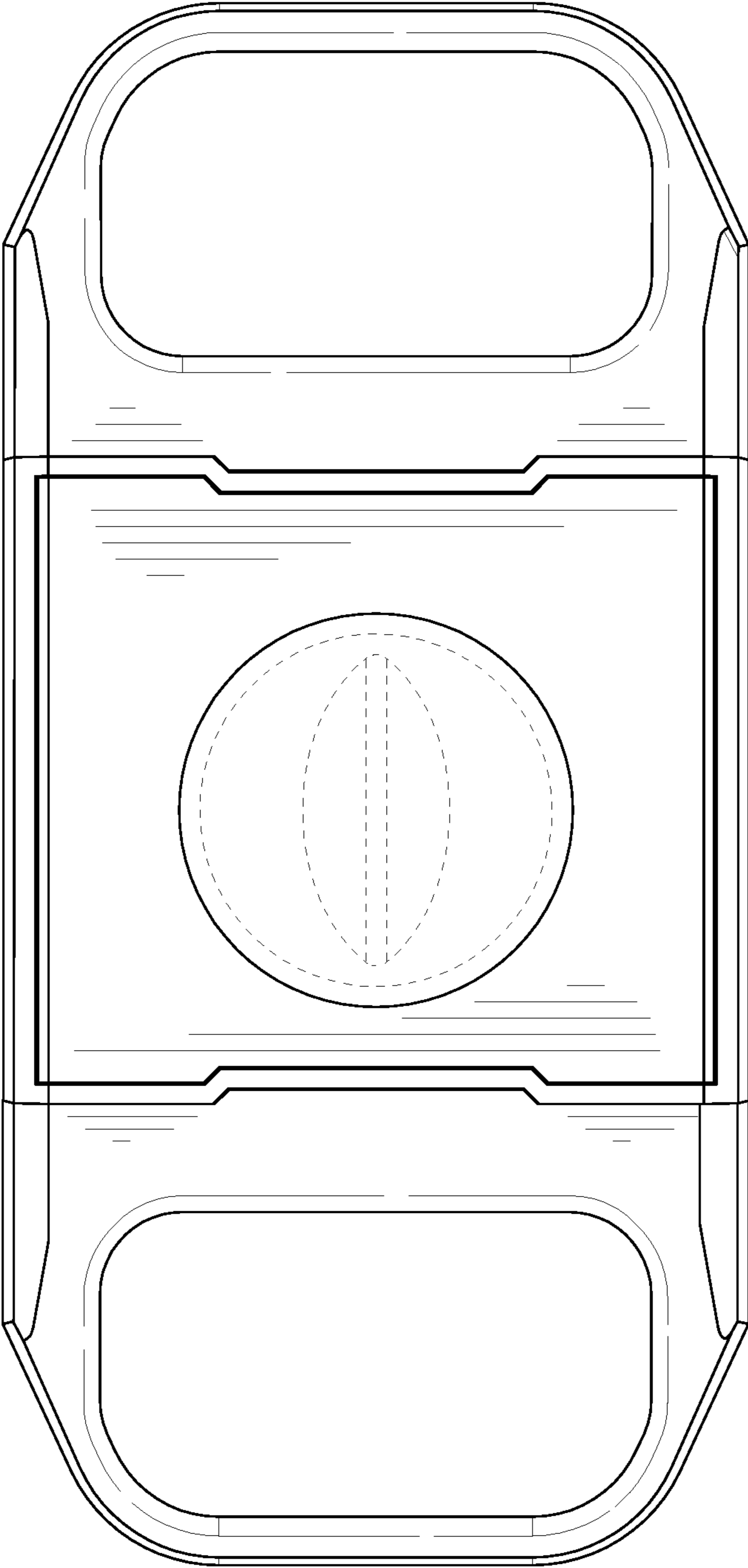


FIG. 3

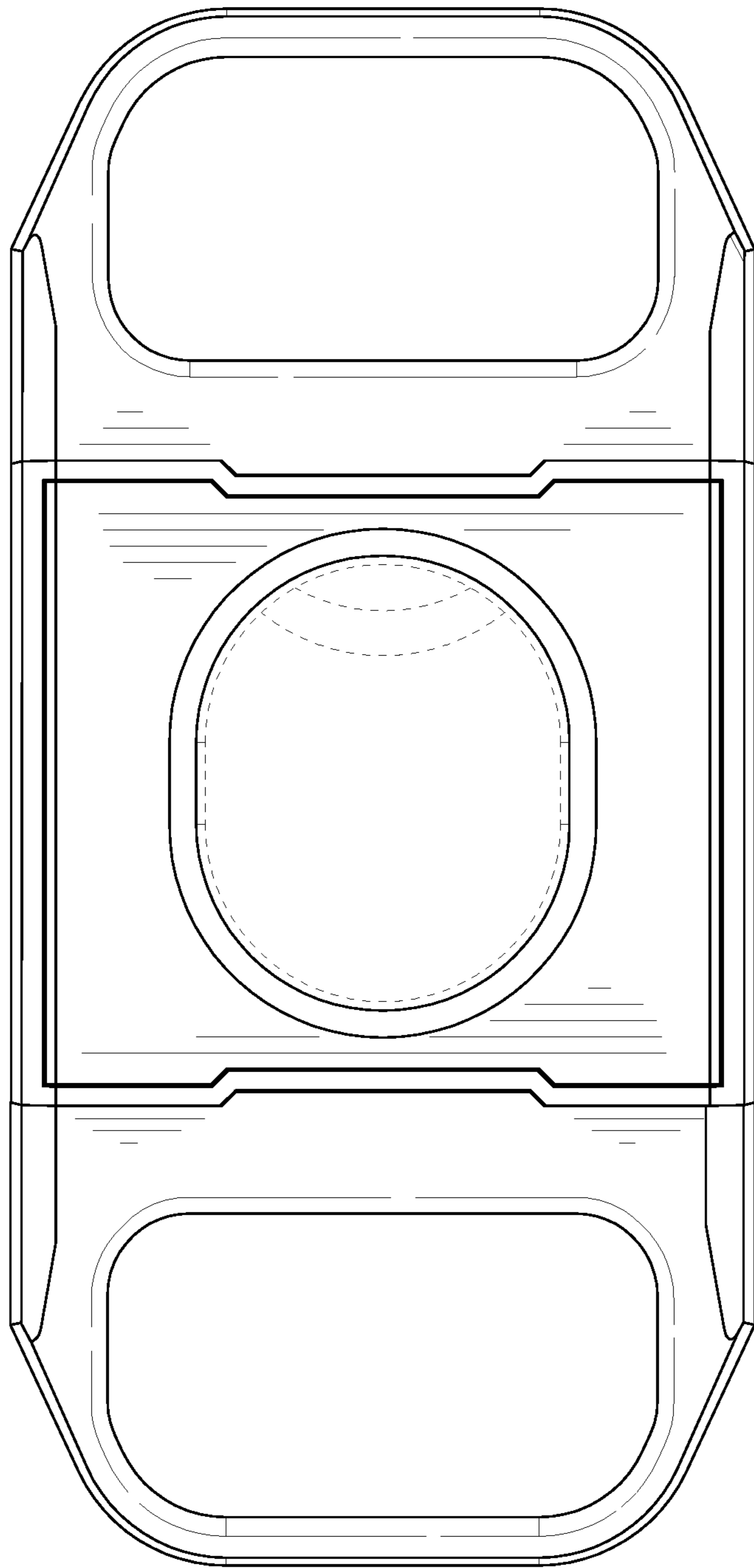


FIG. 4

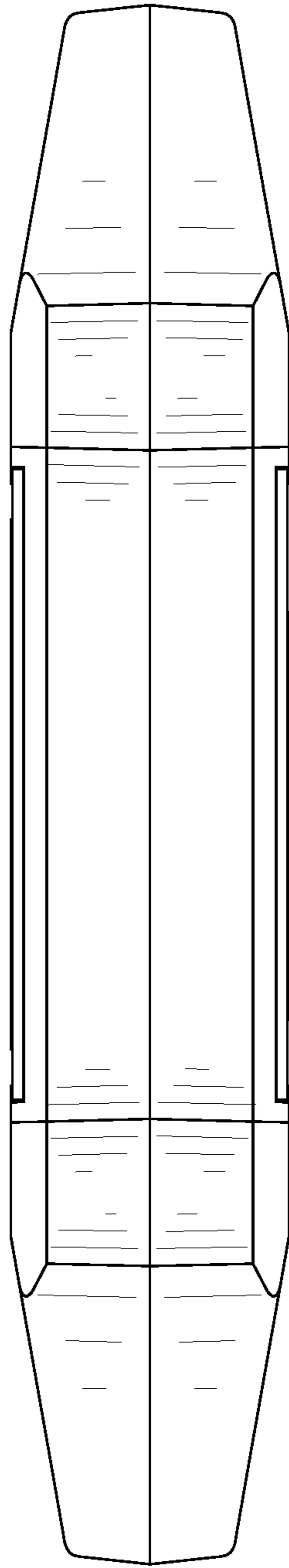


FIG. 5

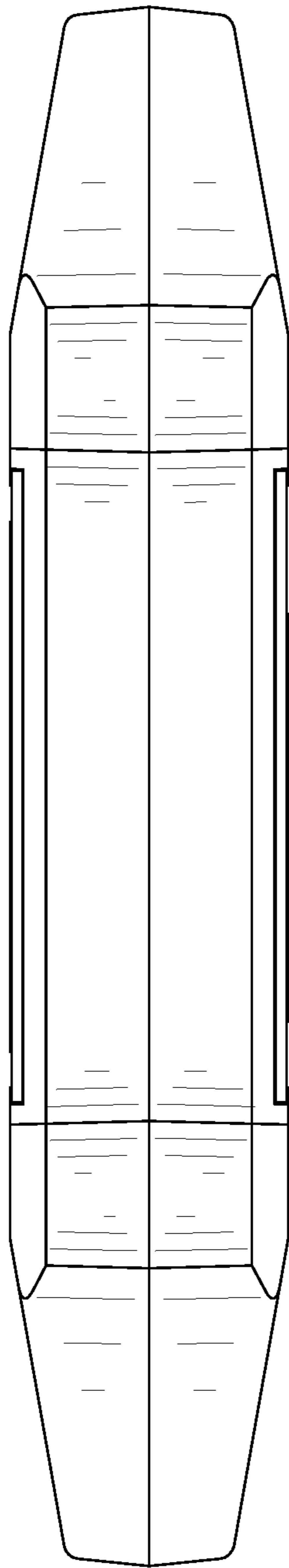


FIG. 6

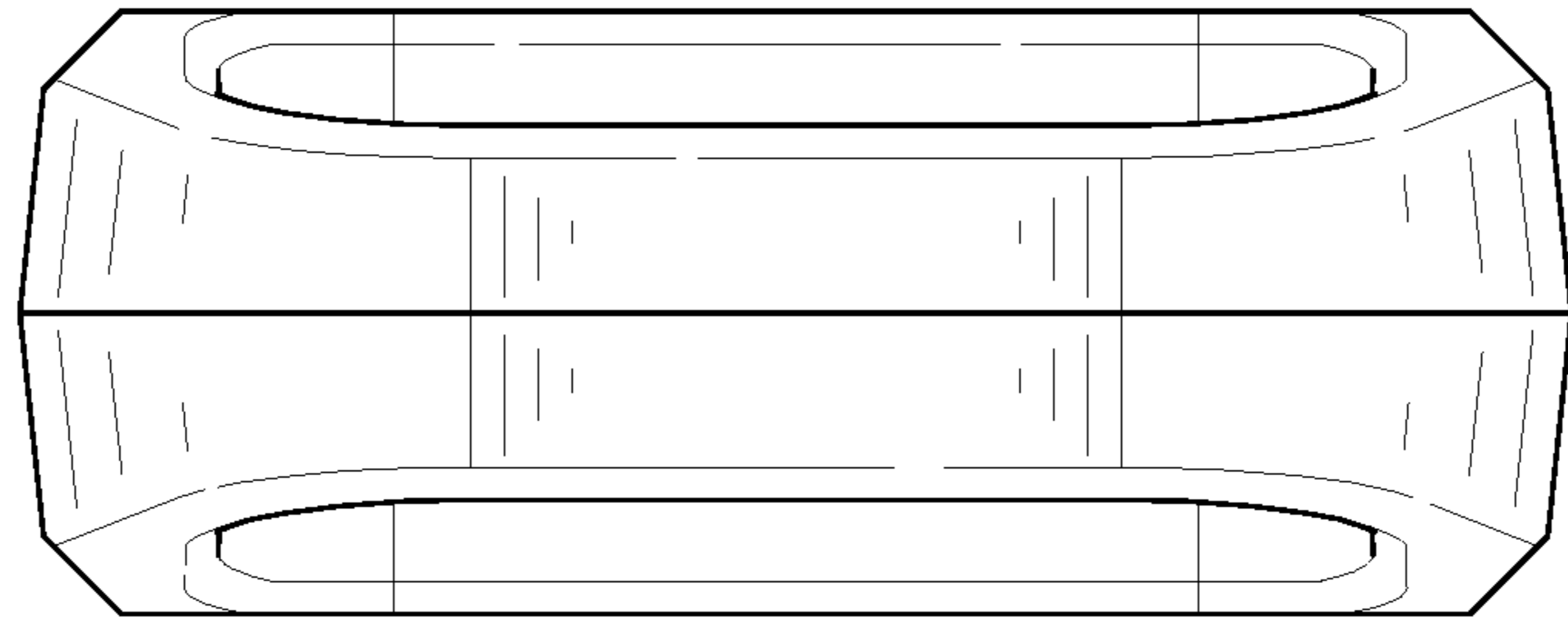


FIG. 7

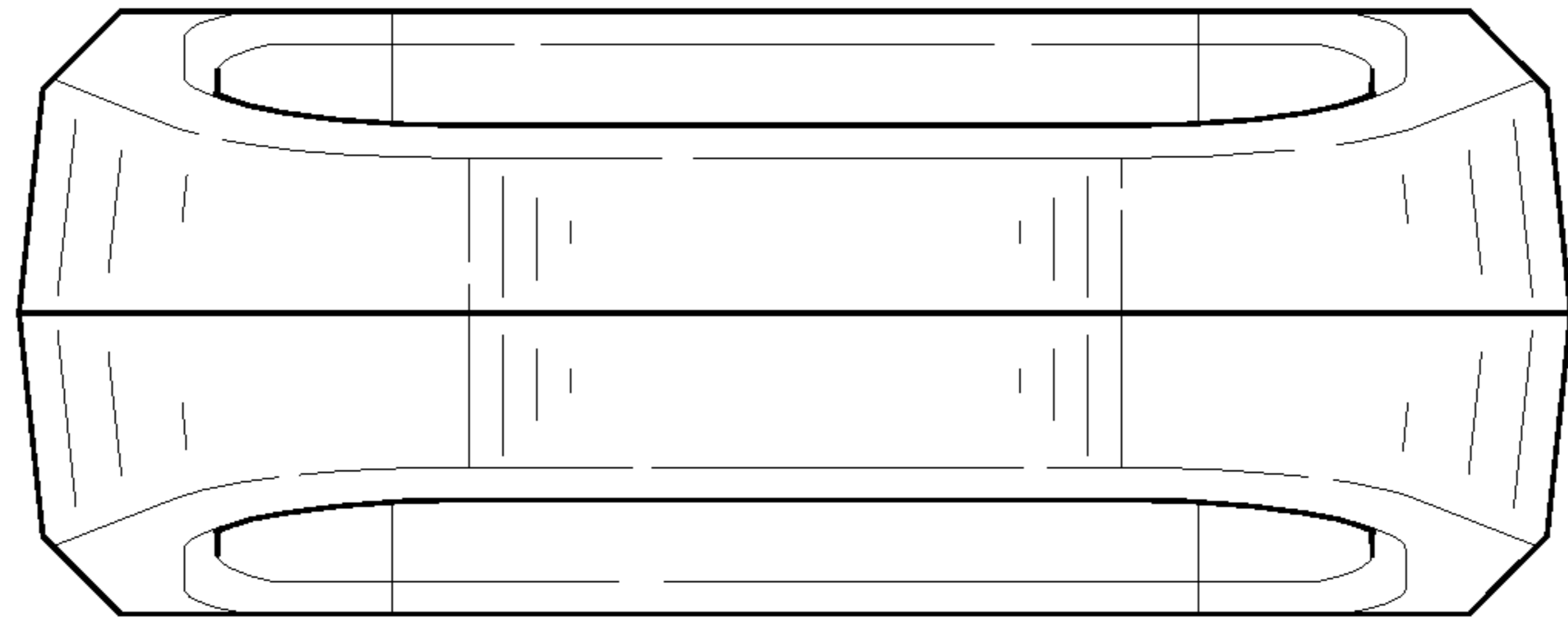


FIG. 8