



US00D982218S

(12) **United States Design Patent** (10) **Patent No.:** **US D982,218 S**
Lou (45) **Date of Patent:** **** Mar. 28, 2023**

(54) **CEILING LIGHT**
(71) Applicant: **Huaxin Technology Innovation (Shenzhen) Co., Ltd.**, Shenzhen (CN)
(72) Inventor: **Xinyong Lou**, Shenzhen (CN)
(73) Assignee: **Huaxin Technology Innovation (Shenzhen) Co., Ltd.**, Shenzhen (CN)
(**) Term: **15 Years**
(21) Appl. No.: **29/837,703**
(22) Filed: **May 7, 2022**
(51) **LOC (14) Cl.** **26-05**
(52) **U.S. Cl.**
USPC **D26/89**
(58) **Field of Classification Search**
USPC D26/1-2, 24, 60-65, 72-92, 138;
D23/385
CPC F21Y 2115/10; F21S 8/026; F21S 8/04;
F21S 8/06; F21S 8/02; F21S 8/024; F21S
8/03; F21S 8/033; F21V 33/0096; F21V
21/03; F21V 15/01; F21V 21/04; F21V
21/047
See application file for complete search history.

D796,733 S * 9/2017 LaDuca D26/2
D836,811 S * 12/2018 Shundong D26/67
D870,325 S * 12/2019 Zheng D26/24
D885,638 S * 5/2020 Guo D26/89
D890,411 S * 7/2020 Bai D26/138
D921,276 S * 6/2021 Yu D26/89
D953,598 S * 5/2022 Zhou D26/85

OTHER PUBLICATIONS

6 Pack 3200lm LED Flush Mount Ceiling Light. By Wkoncldy. Dated Jun. 10, 2021. Found online [Oct. 24, 2022]. <https://www.amazon.com/3100lm-Ceiling-Bedroom-Living-Dining/dp/B096ZJH954> (Year: 2021).*

* cited by examiner

Primary Examiner — Mark A Goodwin
Assistant Examiner — William B Melliar

(56) **References Cited**
U.S. PATENT DOCUMENTS

D601,744 S * 10/2009 Sakuma D26/89
D628,317 S * 11/2010 Yamamoto D26/2
D633,644 S * 3/2011 Sprengers D26/89
D691,744 S * 10/2013 Tseng D26/1
D725,304 S * 3/2015 Nelson D26/70
D744,964 S * 12/2015 Sachsenweger D26/1
D756,501 S * 5/2016 Park D23/385
D770,673 S * 11/2016 Hasan D26/138
D773,103 S 11/2016 Recker et al.

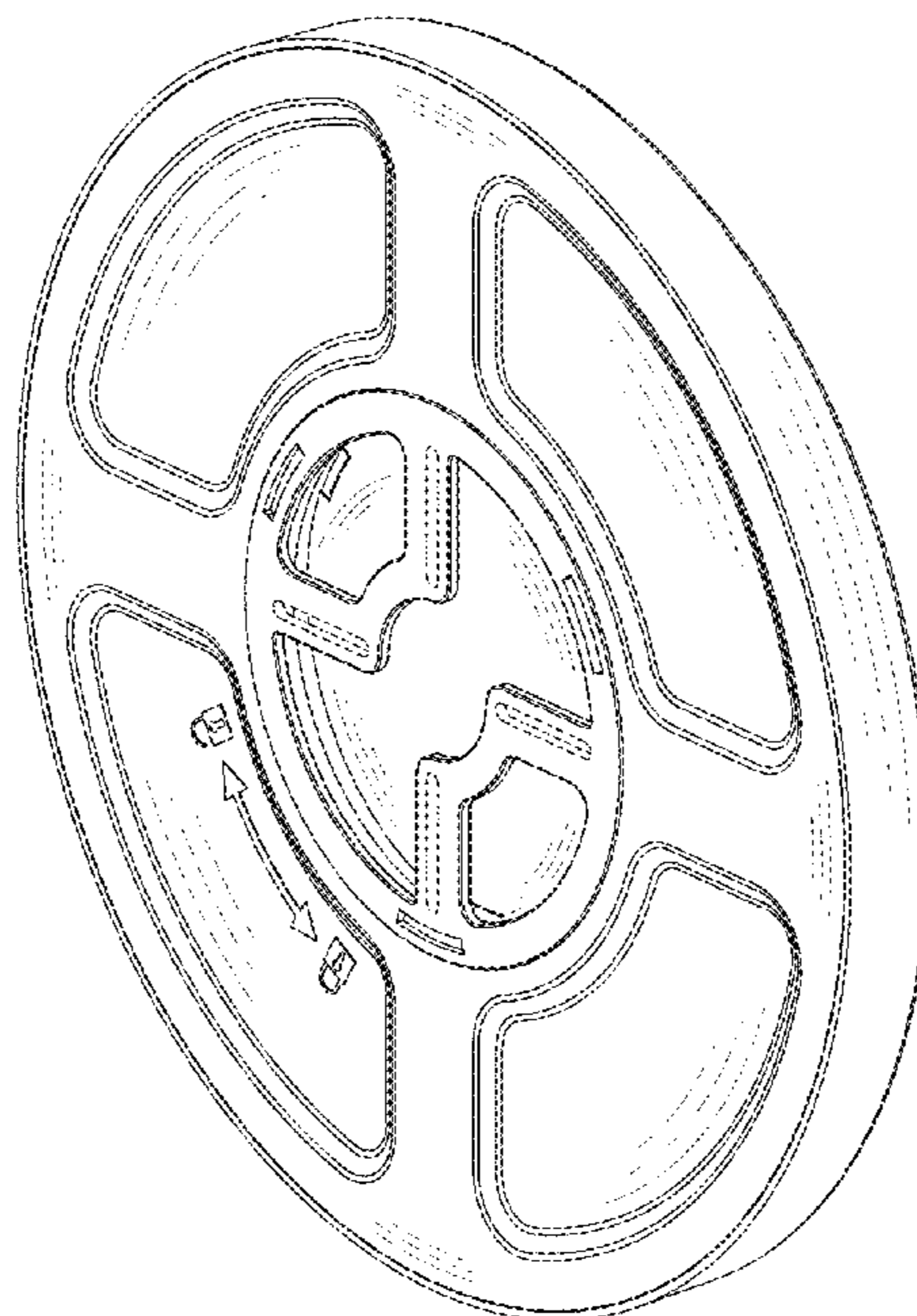
(57) **CLAIM**

The ornamental design for a ceiling light, as shown and described.

DESCRIPTION

FIG. 1 is a perspective view of a ceiling light, showing my new design;
FIG. 2 is a front elevation view thereof;
FIG. 3 is a rear elevation view thereof;
FIG. 4 is a left side elevation view thereof;
FIG. 5 is a right side elevation view thereof;
FIG. 6 is a top plan view thereof; and,
FIG. 7 is a bottom plan view thereof.
The broken lines in the drawings depict portions of the ceiling light that form no part of the claimed design.

1 Claim, 7 Drawing Sheets



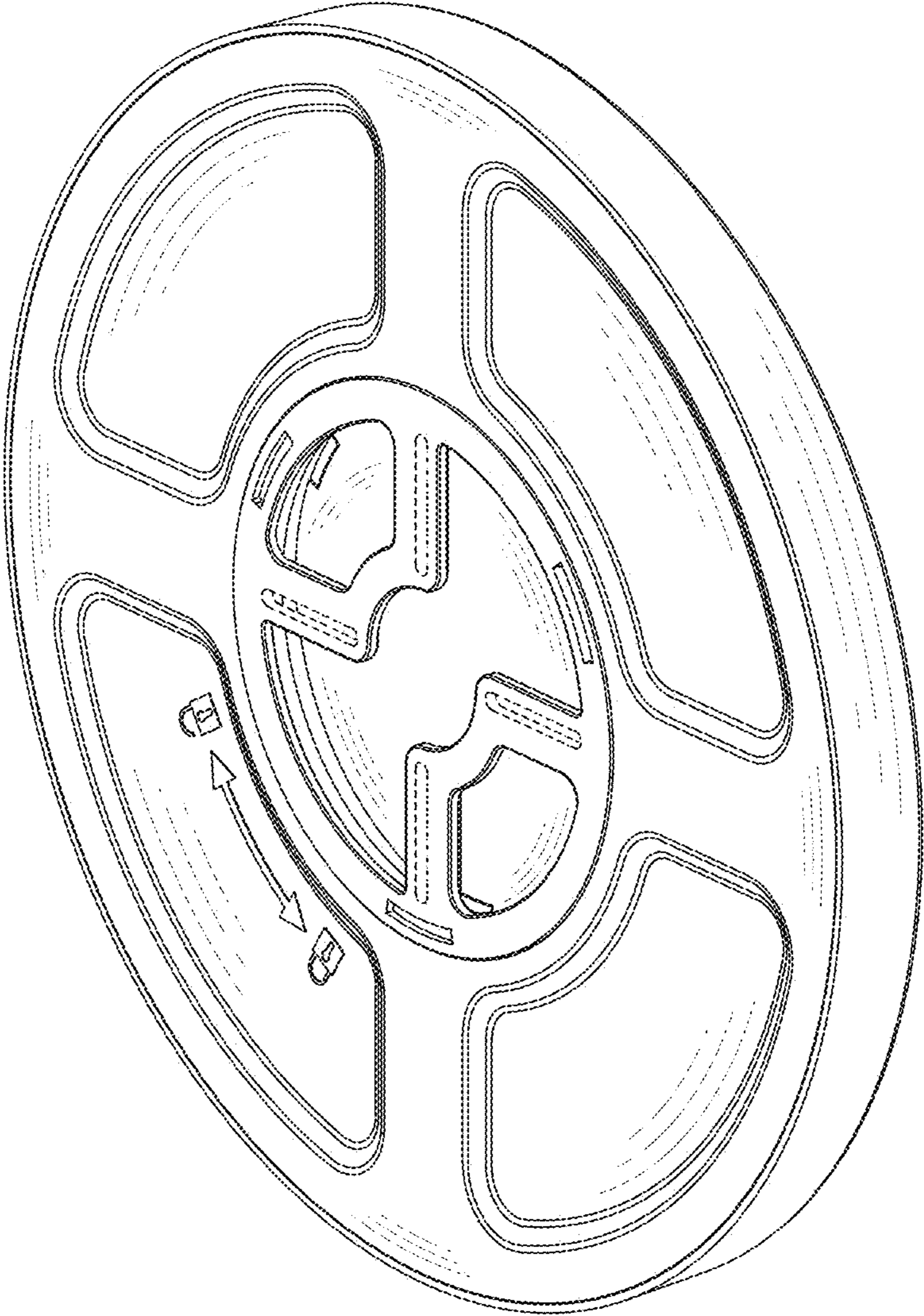


FIG. 1




FIG. 2




FIG. 3




FIG. 4




FIG. 5

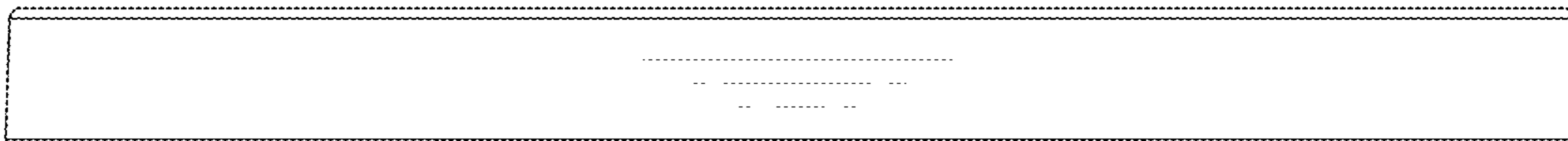


FIG. 6

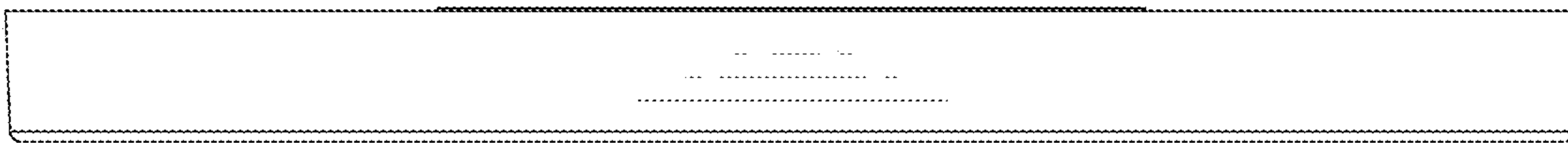


FIG. 7