



US00D982210S

(12) **United States Design Patent**  
**He**

(10) **Patent No.:** **US D982,210 S**  
(45) **Date of Patent:** **\*\* Mar. 28, 2023**

(54) **HANGING SOLAR LIGHT**

(71) Applicant: **Shuoquan He**, Fujian (CN)

(72) Inventor: **Shuoquan He**, Fujian (CN)

(\*\*) Term: **15 Years**

(21) Appl. No.: **29/807,245**

(22) Filed: **Sep. 9, 2021**

(51) **LOC (14) Cl.** ..... **D26-03**

(52) **U.S. Cl.**  
USPC ..... **D26/67; D13/102**

(58) **Field of Classification Search**  
USPC ..... D26/24, 37-46, 51-52, 60-68, 72, 81,  
D26/88; D13/102  
CPC ..... F21Y 2115/10; F21S 9/037; F21S 9/035;  
F21S 9/03; F21S 8/081; F21V 23/0414;  
F21V 15/01; F21W 2131/10; F21W  
2131/109; F21W 2121/00; F21W  
2111/10; F21L 4/08; F21L 4/027; F21L  
4/00  
See application file for complete search history.

(56) **References Cited**

**U.S. PATENT DOCUMENTS**

D475,797 S *	6/2003	Cheong	.....	D26/37
D541,464 S *	4/2007	Bucher	.....	D26/88
D819,869 S *	6/2018	Tosetto	.....	D26/88
D886,344 S *	6/2020	Ho	.....	D26/41
D887,061 S *	6/2020	Li	.....	D26/67
D921,249 S *	6/2021	Peng	.....	D26/41
D925,084 S	7/2021	Chen		
D925,100 S	7/2021	Hui et al.		
D942,663 S *	2/2022	Liao	.....	D26/67
D953,593 S *	5/2022	Chen	.....	D26/41

**OTHER PUBLICATIONS**

Hanging Solar Lights. By Twinkya. Dated Jun. 8, 2021. Found online [Sep. 28, 2022]. <https://www.amazon.com/Decorative-Waterproof-Moroccan-Decorations-Backyard/dp/B096VKTBK6> (Year: 2021).\*

\* cited by examiner

*Primary Examiner* — Mark A Goodwin  
*Assistant Examiner* — William B Melliar  
(74) *Attorney, Agent, or Firm* — ScienBiziP, P.C.

(57) **CLAIM**

The ornamental design for a hanging solar light, as shown and described.

**DESCRIPTION**

FIG. 1 is a front, right, and top perspective view of a hanging solar light, showing my design.  
FIG. 2 is a rear, left, and bottom perspective view thereof.  
FIG. 3 is a front elevation view thereof.  
FIG. 4 is a rear elevation view thereof.  
FIG. 5 is a left side elevation view thereof.  
FIG. 6 is a right side elevation view thereof.  
FIG. 7 is a top plan view thereof.  
FIG. 8 is a bottom plan view thereof.  
FIG. 9 is a partial enlarged view of an area labeled 9 in FIG. 1 comprising a decorative part; and,  
FIG. 10 is a partial enlarged view of an area labeled 10 in FIG. 2 comprising a hook.  
The broken lines shown in the drawings are included for the purpose of illustrating portions of the hanging solar light that form no part of the claimed design. The additional dot-dash-dot broken lines surrounding the detail views in FIGS. 1-2 and 9-10 are for annotative purposes only and form no part thereof.

**1 Claim, 10 Drawing Sheets**

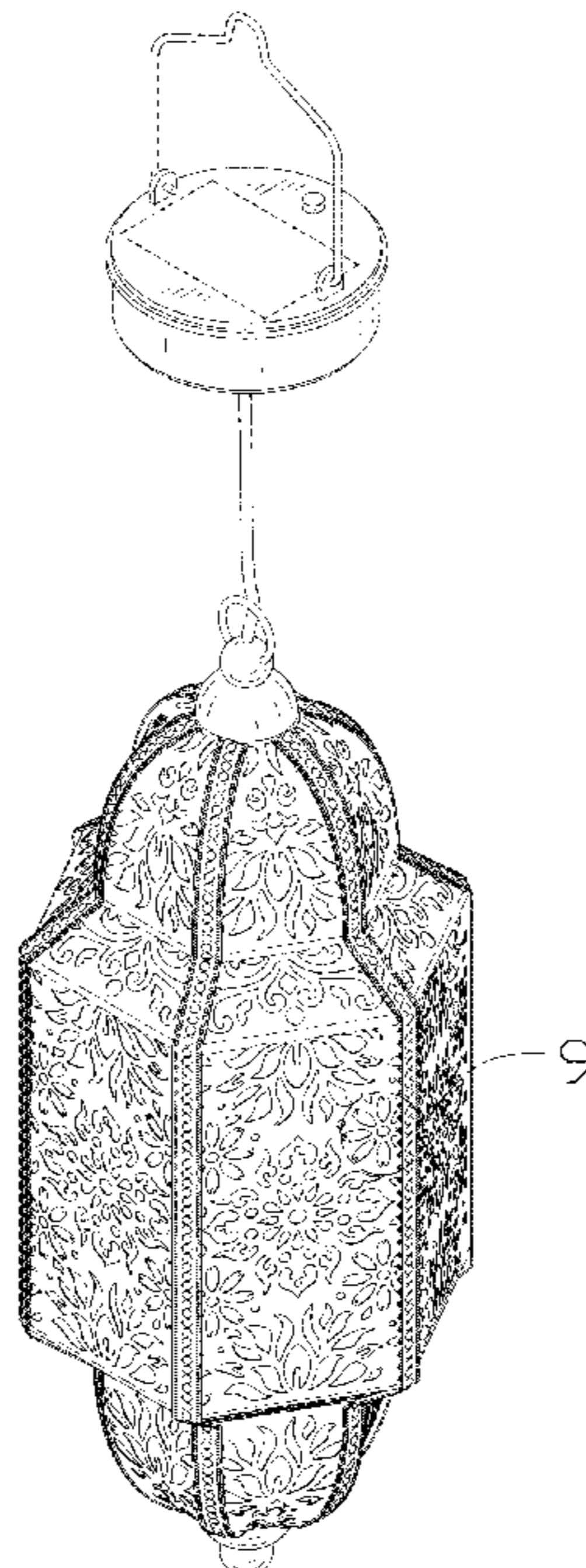




FIG. 1




FIG. 2




FIG. 3




FIG. 4




FIG. 5




FIG. 6




FIG. 7






FIG. 8



FIG. 9

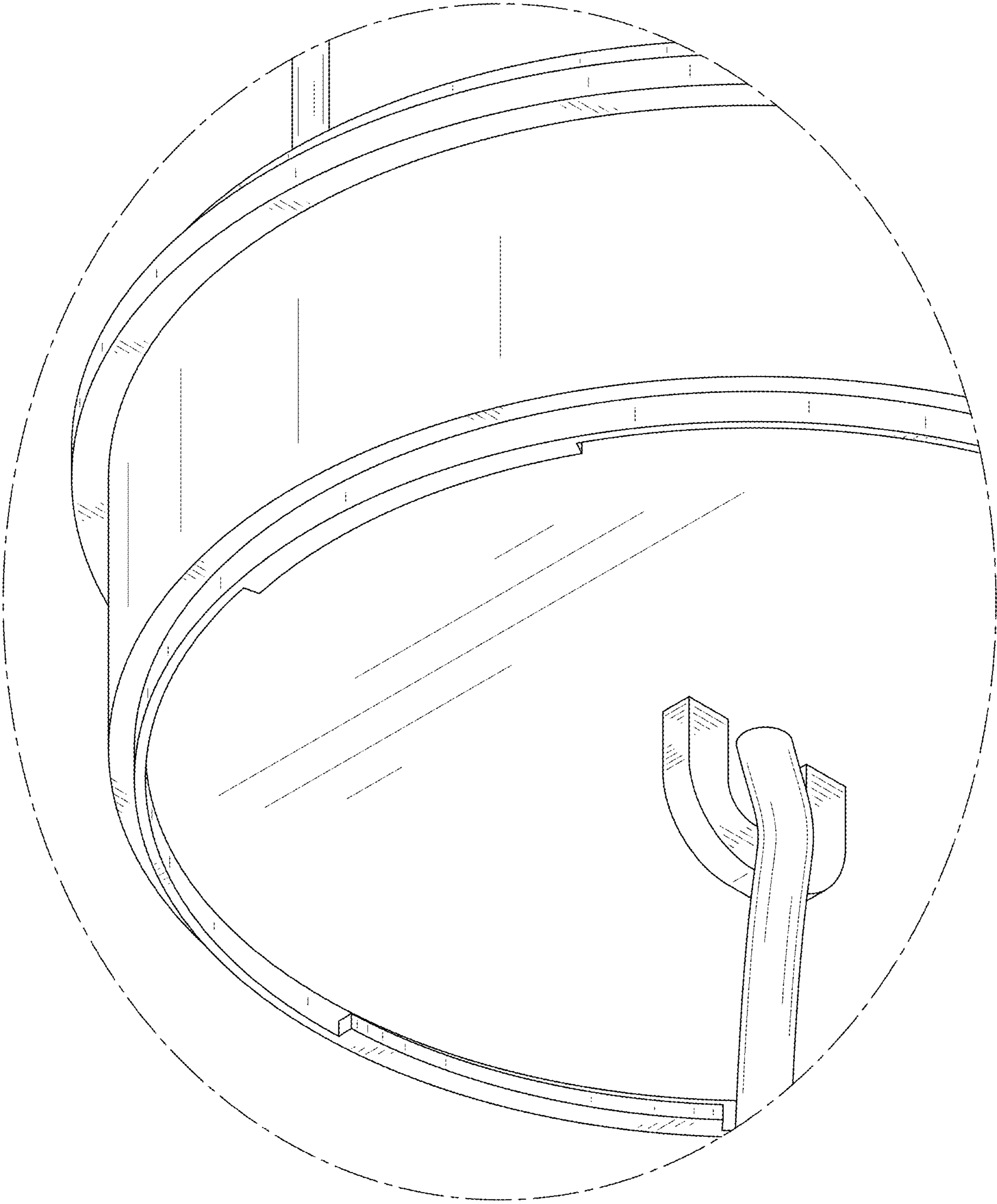


FIG. 10