



US00D982197S

(12) **United States Design Patent**  
**Wu**

(10) **Patent No.:** **US D982,197 S**  
(45) **Date of Patent:** **\*\* Mar. 28, 2023**

(54) **VEHICLE LIGHT**  
(71) Applicant: **COPLUS INC.**, Tainan (TW)  
(72) Inventor: **Po-Hua Wu**, Tainan (TW)  
(73) Assignee: **COPLUS INC.**, Tainan (TW)  
(\*\*) Term: **15 Years**  
(21) Appl. No.: **29/772,123**  
(22) Filed: **Feb. 26, 2021**

D936,874 S \* 11/2021 Wu ..... D26/28  
D937,453 S \* 11/2021 Wu ..... D26/28  
D954,305 S \* 6/2022 Lin ..... D26/28  
D957,012 S \* 7/2022 Lin ..... D26/28  
D957,703 S \* 7/2022 Wu ..... D26/28  
D958,422 S \* 7/2022 Yang ..... D26/28  
D959,715 S \* 8/2022 Langhals ..... D26/28

\* cited by examiner

*Primary Examiner* — Angela J Lee

(74) *Attorney, Agent, or Firm* — Lewis Roca Rothgerber  
Christie LLP

(30) **Foreign Application Priority Data**

Dec. 31, 2020 (TW) ..... 109307485

(51) **LOC (14) Cl.** ..... **26-06**

(52) **U.S. Cl.**  
USPC ..... **D26/28**

(58) **Field of Classification Search**

USPC ..... D26/28, 29, 30, 31, 32, 33, 34, 35, 36

CPC ..... F21W 2103/35; F21W 2103/40; F21W

2102/17; F21W 2102/30; F21W 2103/00;

F21W 2103/55; F21W 2104/00; F21W

2107/17; F21W 2107/13; F21S 41/00;

F21S 41/141; F21S 41/162; F21S 41/18;

F21S 41/20; F21S 41/33; F21S 41/36;

F21S 41/60; F21S 43/00; F21V 21/04

See application file for complete search history.

(56) **References Cited**

**U.S. PATENT DOCUMENTS**

D921,942 S \* 6/2021 Lin ..... D26/28

D921,944 S \* 6/2021 Lin ..... D26/28

(57) **CLAIM**

The ornamental design for vehicle light, as shown and described.

**DESCRIPTION**

FIG. 1 is a perspective view of the vehicle light;

FIG. 2 is a front view thereof;

FIG. 3 is a back view thereof;

FIG. 4 is a left side view thereof;

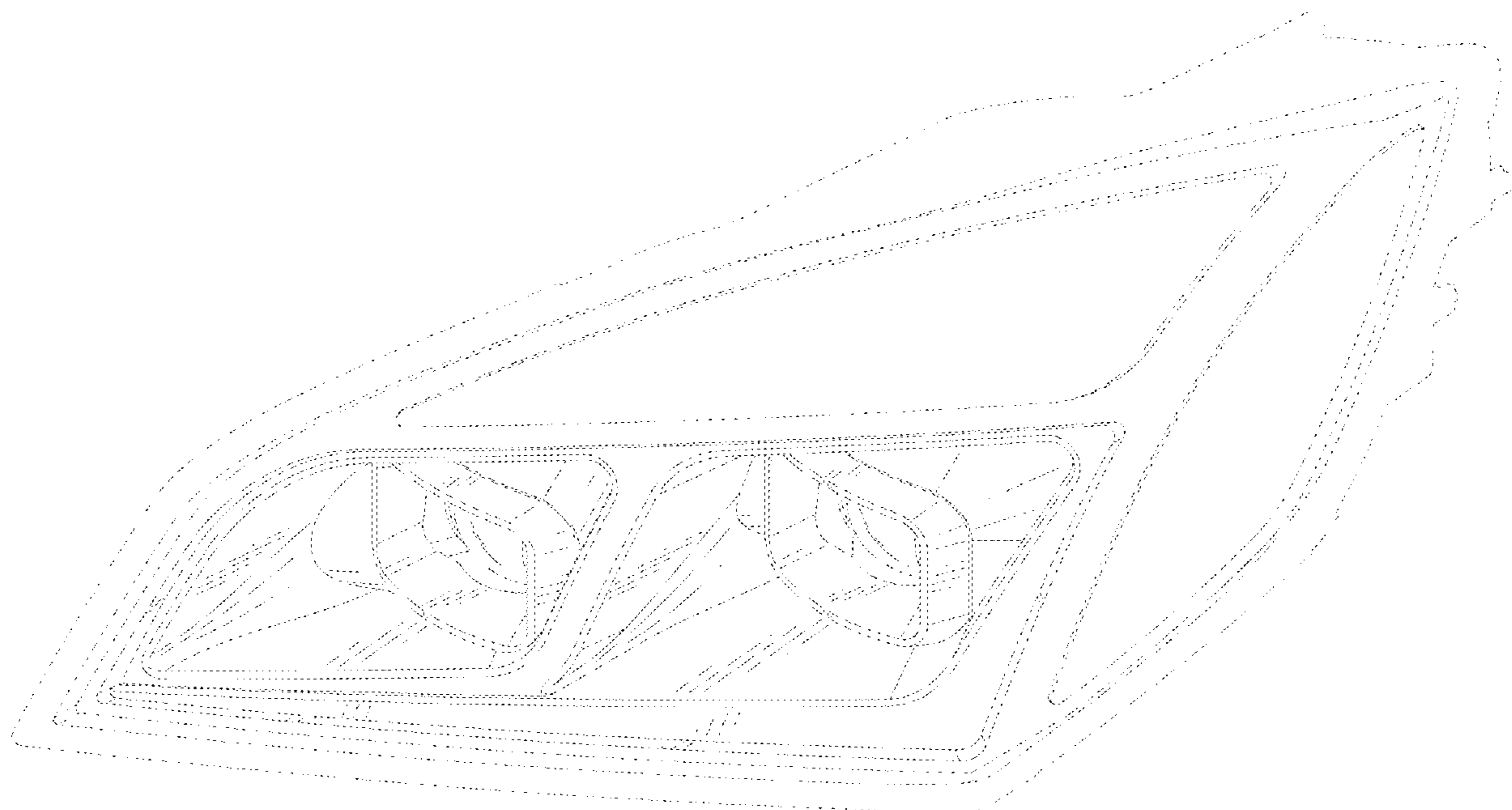
FIG. 5 is a right side view thereof;

FIG. 6 is a top view thereof; and,

FIG. 7 is a bottom view thereof.

The broken lines in the drawings depict portions of the article that form no part of the claimed design.

**1 Claim, 7 Drawing Sheets**



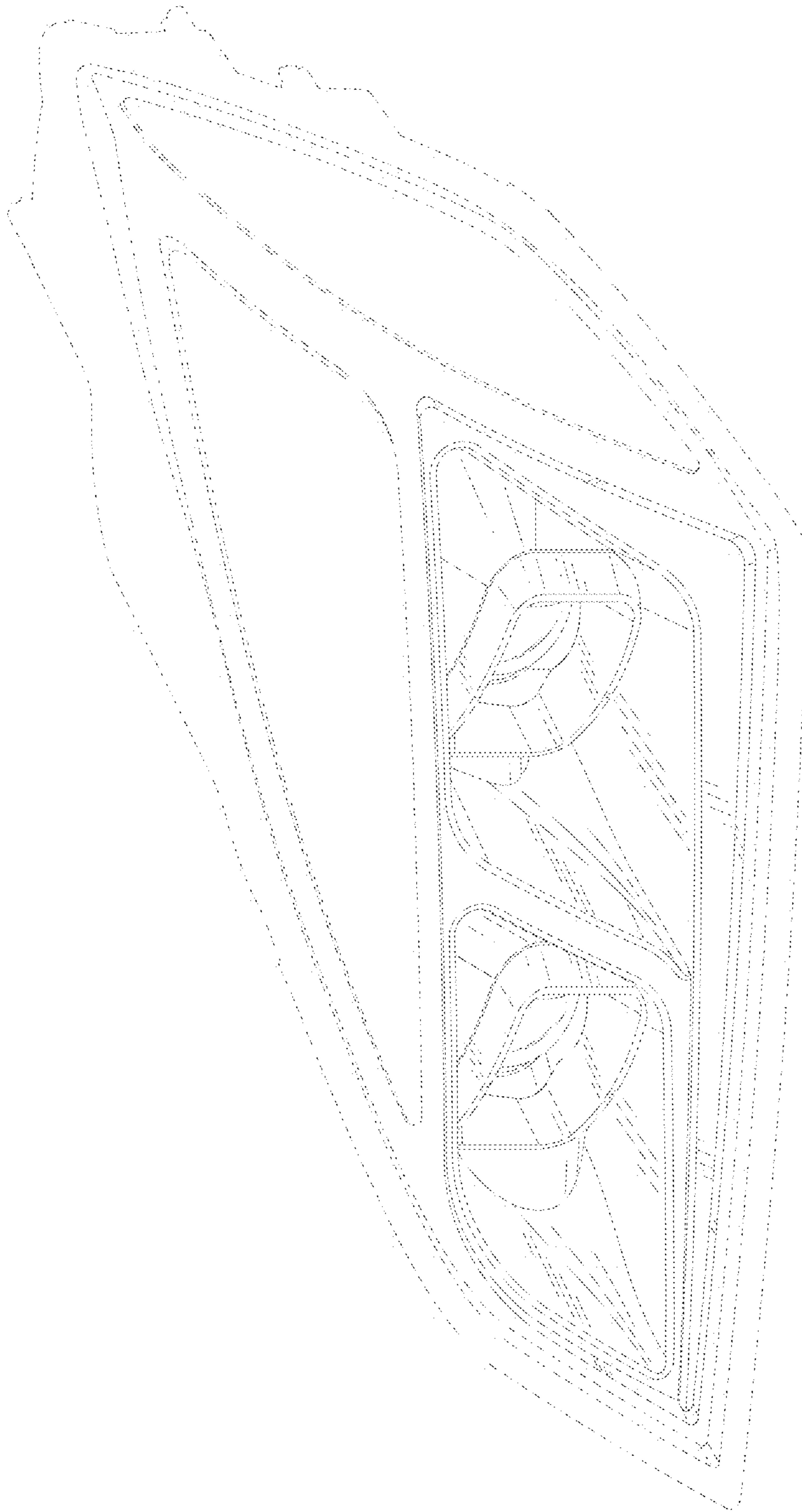


FIG. 1

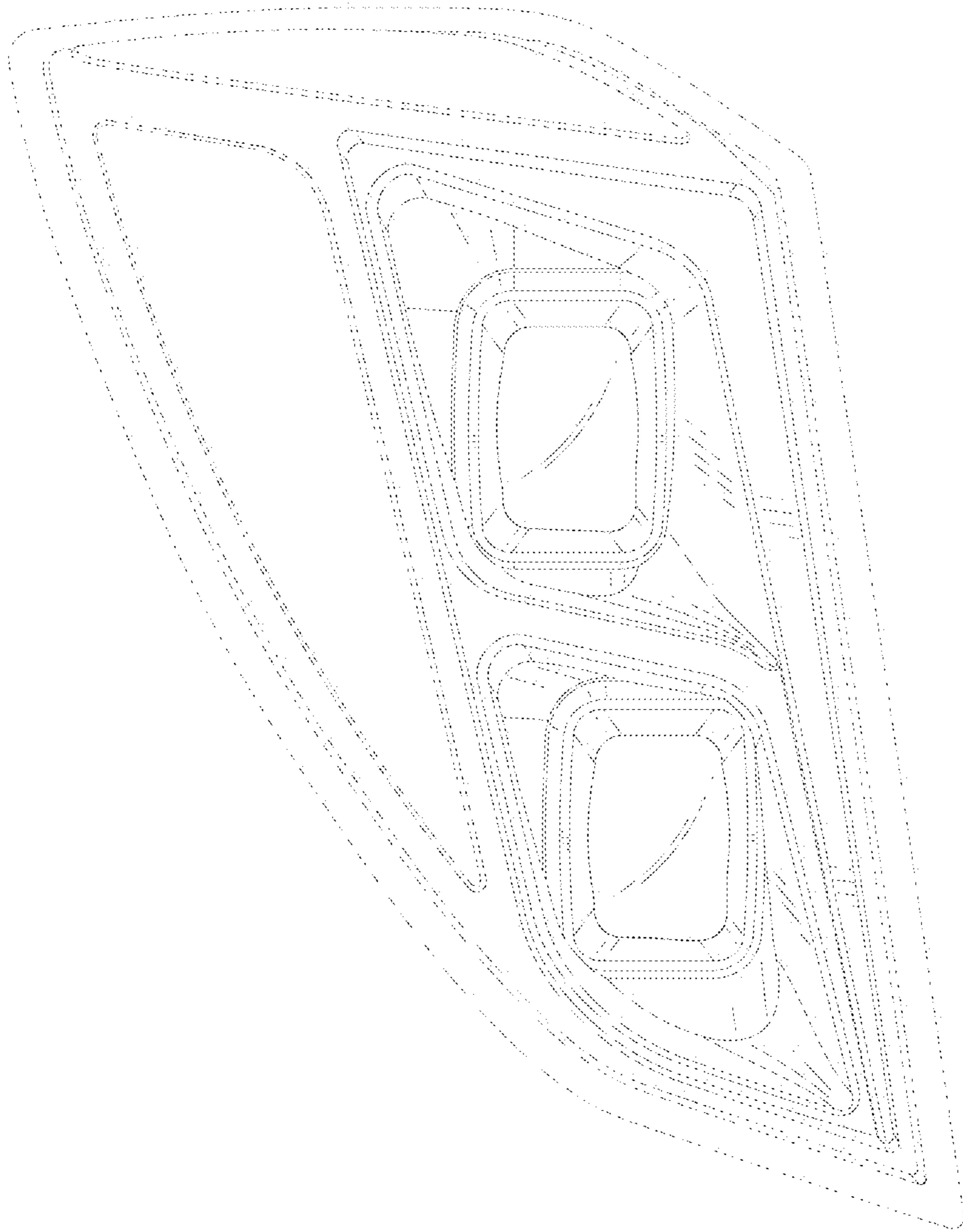


FIG. 2




FIG. 3

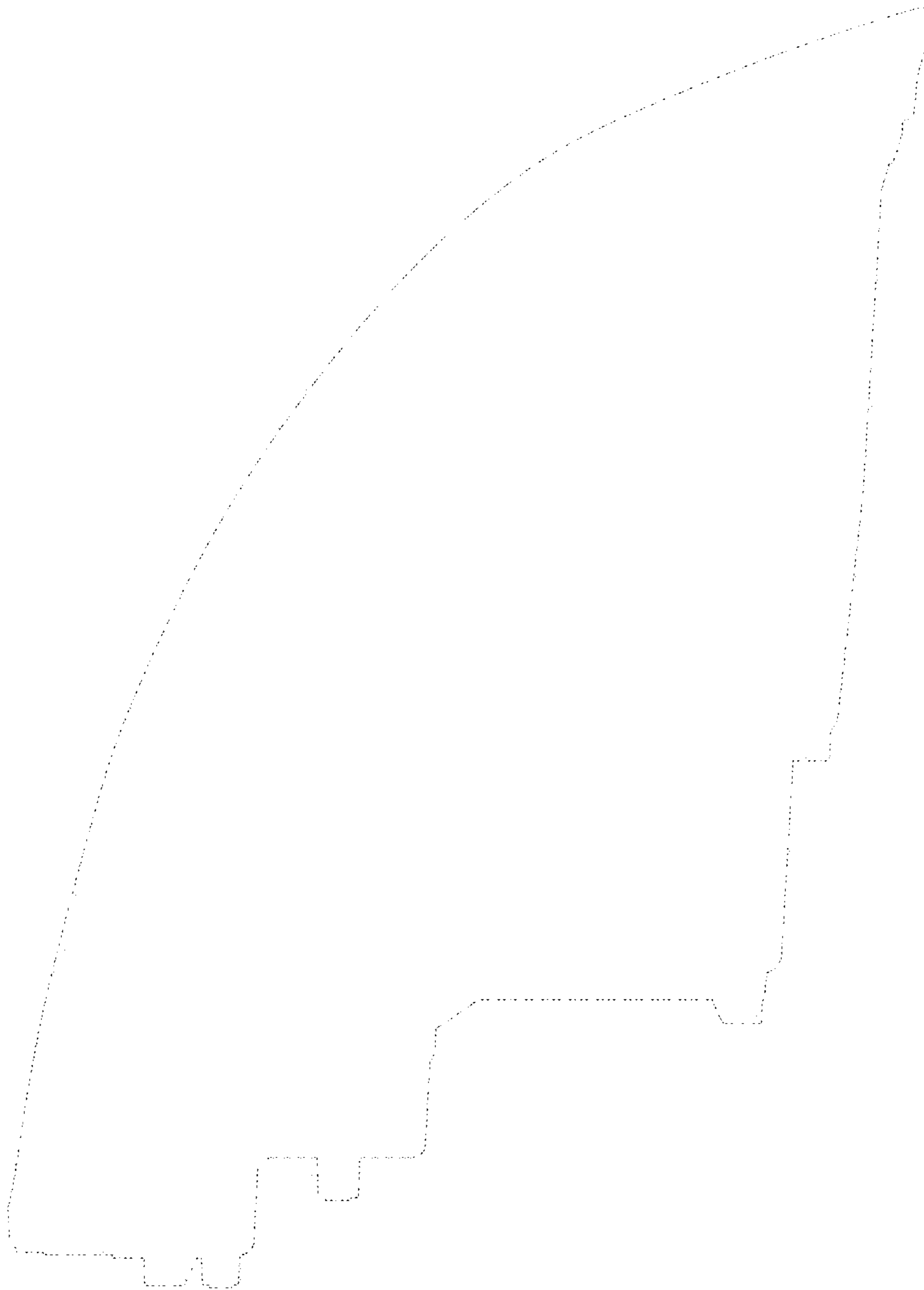


FIG. 4

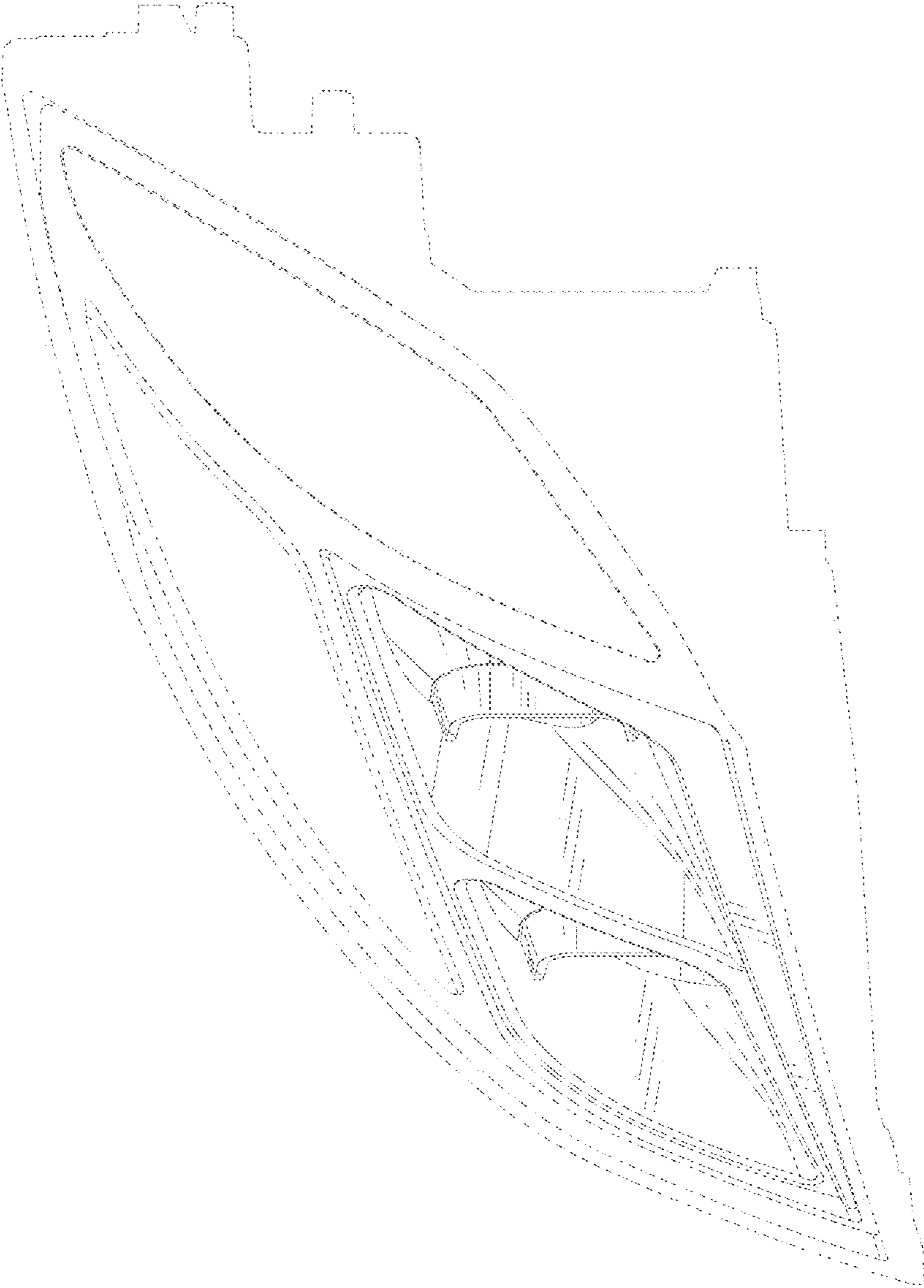


FIG. 5



FIG. 6

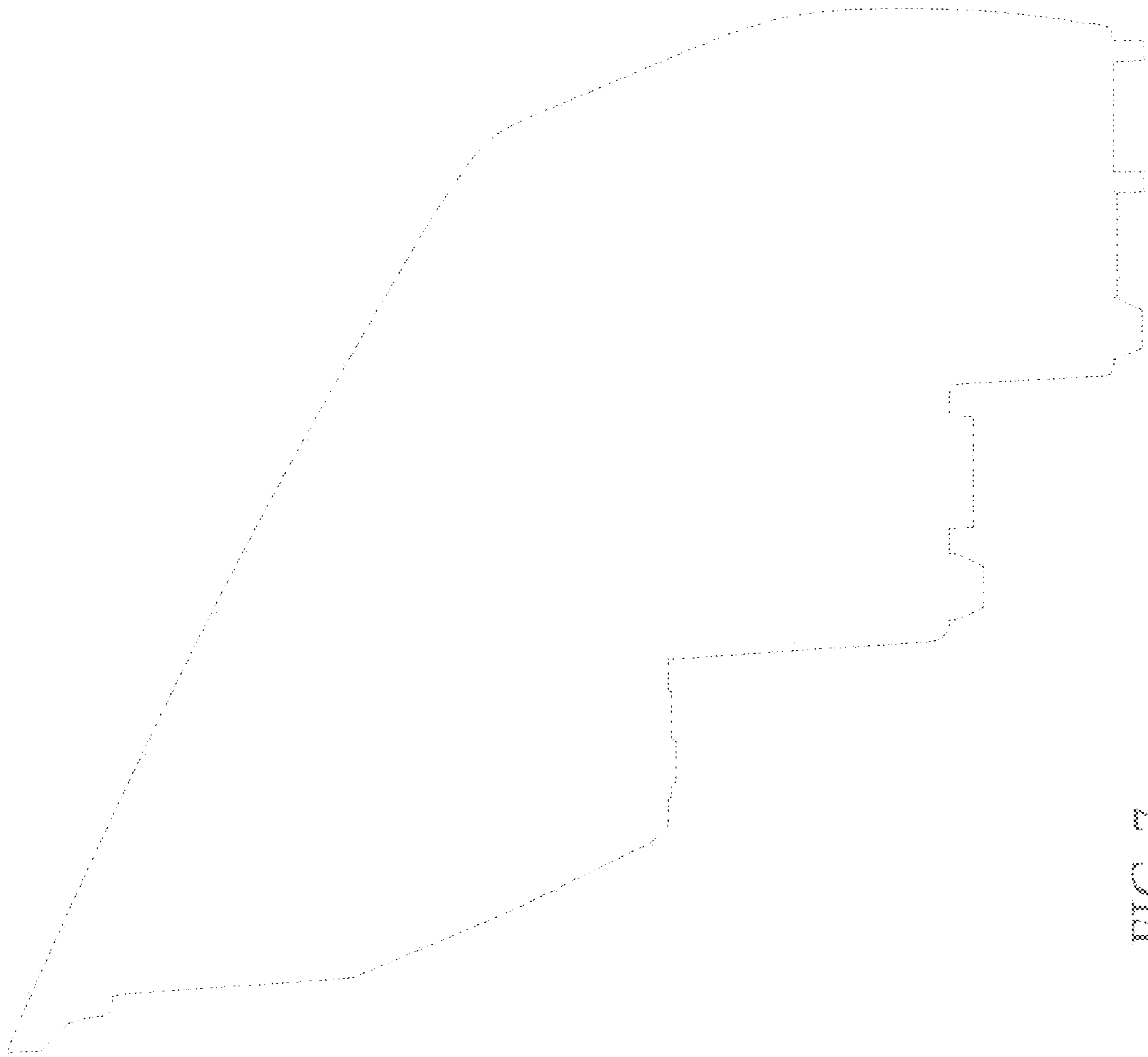


FIG. 7