



US00D982193S

(12) **United States Design Patent**
Yu

(10) **Patent No.:** **US D982,193 S**
(45) **Date of Patent:** **** Mar. 28, 2023**

- (54) **LIGHT**
- (71) Applicant: **Daochao Yu**, Linhai (CN)
- (72) Inventor: **Daochao Yu**, Linhai (CN)
- (**) Term: **15 Years**
- (21) Appl. No.: **29/811,554**
- (22) Filed: **Oct. 15, 2021**
- (51) **LOC (14) Cl.** **26-04**
- (52) **U.S. Cl.**
USPC **D26/25**; D11/119
- (58) **Field of Classification Search**
USPC D26/1-2, 4, 24-25, 27, 51-52, 60-61,
D26/63, 65, 72, 81, 88, 113, 138;
D11/119, 121, 124
CPC F21Y 2115/10; F21Y 2103/10; F21Y
2113/13; F21Y 2101/00; F21Y 2113/10;
F21W 2121/00; F21W 2121/04; F21W
2121/004; F21W 2131/10; F21W
2121/006; F21W 2131/109; F21V 23/001
See application file for complete search history.

(56) **References Cited**

U.S. PATENT DOCUMENTS

- D450,396 S * 11/2001 Chang D11/119
- D450,399 S * 11/2001 Chang D11/119
- D452,921 S * 1/2002 Chang D11/121
- D498,171 S 11/2004 Webster
- D647,648 S * 10/2011 Rahman D26/25
- D647,649 S * 10/2011 Rahman D26/25
- D778,468 S 2/2017 van der Lande

- D900,356 S * 10/2020 Zhu D26/1
- D974,600 S * 1/2023 Li D26/25
- 2003/0107890 A1* 6/2003 Chang F21S 4/20
362/249.14
- 2014/0313726 A1* 10/2014 Chiang F21V 23/007
362/249.16

* cited by examiner

Primary Examiner — Mark A Goodwin
Assistant Examiner — William B Melliar

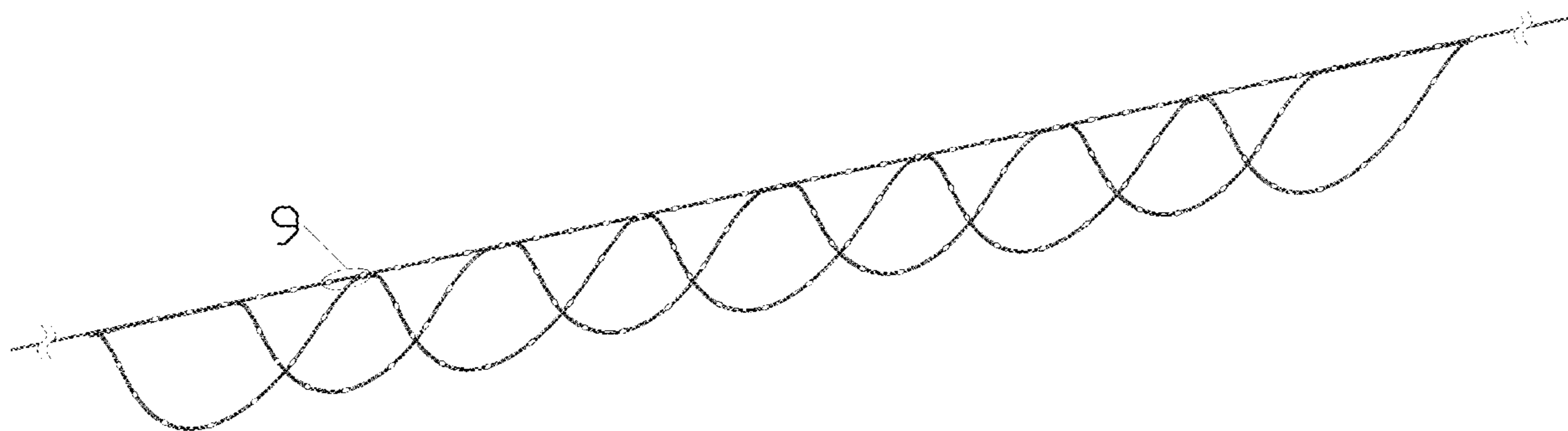
(57) **CLAIM**

The ornamental design for a light, as shown and described.

DESCRIPTION

FIG. 1 is a perspective view of a light showing my new design;
 FIG. 2 is another perspective view thereof;
 FIG. 3 is a front elevational view thereof;
 FIG. 4 is a rear elevational view thereof;
 FIG. 5 is a left side elevational view thereof;
 FIG. 6 is a right side elevational view thereof;
 FIG. 7 is a top plan view thereof;
 FIG. 8 is a bottom plan view thereof; and,
 FIG. 9 is an enlarged view of portion 9 shown in FIG. 1.
 The light is shown with a symbolic break in its length and the appearance of any portion of the light between the break lines form no part of the claimed design. The dot-dash broken lines represent boundaries of the enlarged portion and form no part of the claimed design.

1 Claim, 9 Drawing Sheets



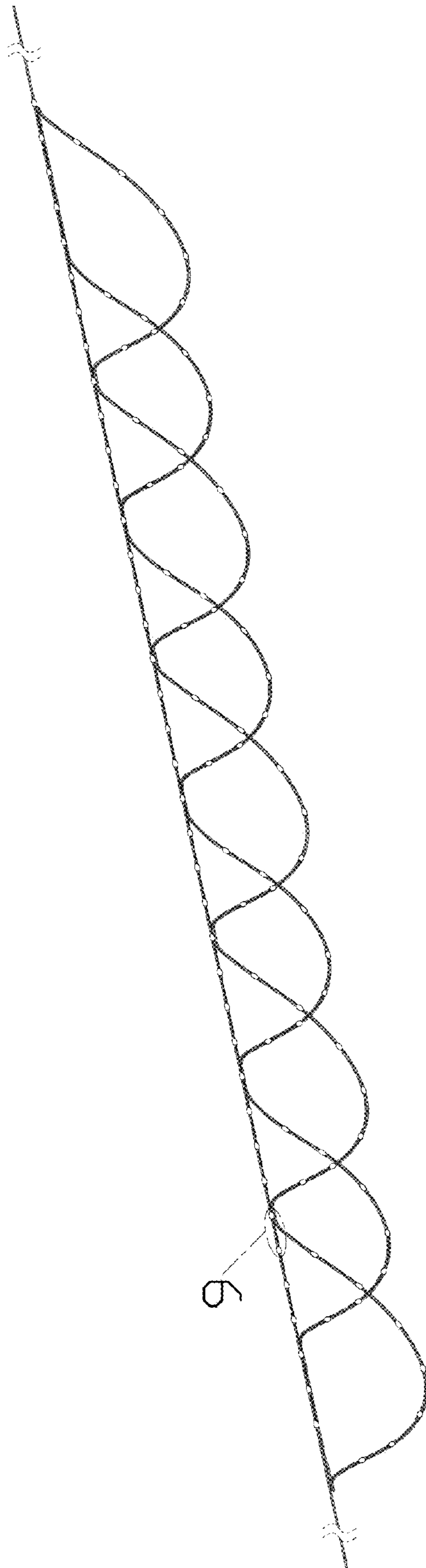


FIG. 1

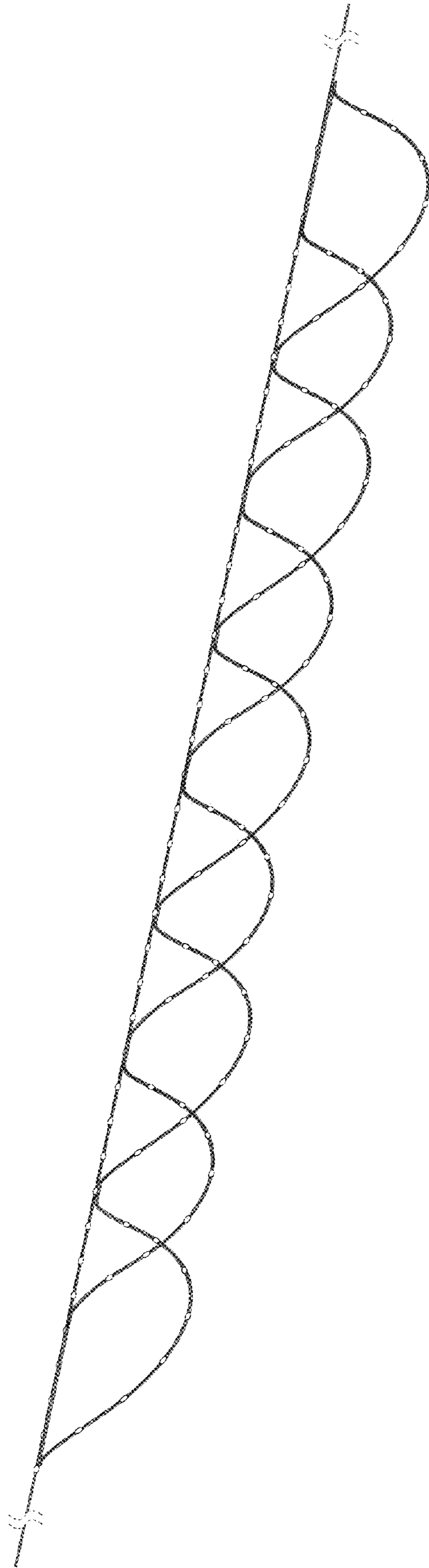


FIG. 2

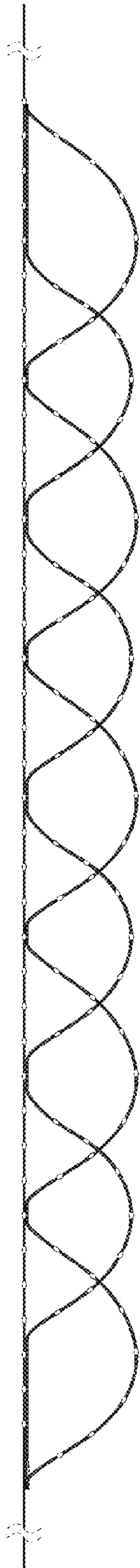


FIG. 3




FIG. 4



FIG. 5



FIG. 6

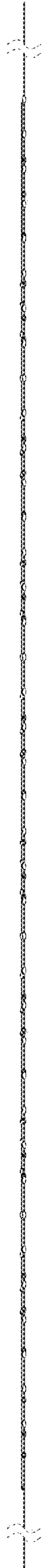


FIG. 7




FIG. 8

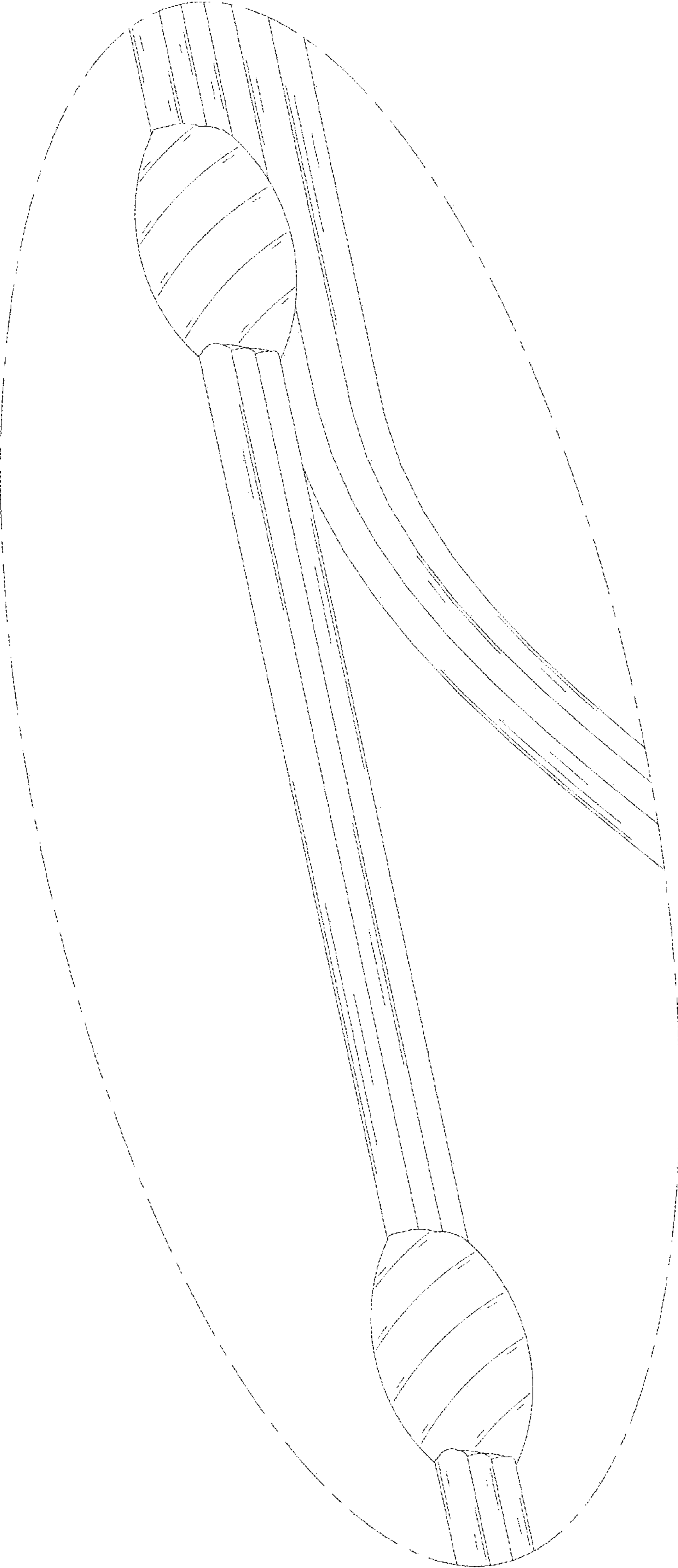


FIG. 9