



US00D982178S

(12) **United States Design Patent** (10) **Patent No.:** **US D982,178 S**  
**Fang** (45) **Date of Patent:** **\*\* Mar. 28, 2023**

(54) **EXTRACTION TUBE HOLDER** D956,263 S \* 6/2022 Beckett ..... D24/226  
D956,349 S \* 6/2022 Goradesky ..... D27/187  
(71) Applicant: **Zhejiang Orient Gene Biotech Co.,** D959,019 S \* 7/2022 Hawkins ..... D24/227  
**Ltd, Zhejiang (CN)** D960,388 S \* 8/2022 Fang ..... D24/224

(72) Inventor: **Jianqiu Fang, Zhejiang (CN)**  
(73) Assignee: **ZHEJIANG ORIENT GENE BIOTECH CO., LTD, Huzhou (CN)**

**FOREIGN PATENT DOCUMENTS**

EM 008508998-0001 \* 5/2021  
EM 008508998-0002 \* 5/2021  
EM 008508998-0004 \* 5/2021

(\*\*) Term: **15 Years**

**OTHER PUBLICATIONS**

(21) Appl. No.: **29/797,166**

Celltreat Plastic 50 ML Centrifuge Tube Racks, Morgansville Scientific, morganvillesci.com/, [Post date: unknown], [Site seen Jan. 23, 2023], Seen at URL: <https://morganvillesci.com/shop/celltreat-products/tube-racks-celltreat-products/celltreat-plastic-50-ml-centrifuge-tube-racks/> (Year: 2023).\*

(22) Filed: **Jun. 29, 2021**

(Continued)

(30) **Foreign Application Priority Data**

Mar. 18, 2021 (CN) ..... 202130145414.4

(51) **LOC (14) Cl.** ..... **24-02**

*Primary Examiner* — Natasha Vujcic

(52) **U.S. Cl.**  
USPC ..... **D24/227**

*Assistant Examiner* — Gilbert B Ford

(58) **Field of Classification Search**  
USPC ..... D24/128, 231, 232, 227  
CPC ..... B65D 25/108; B01L 9/543; B01L 3/0217;  
B01L 3/0279

(74) *Attorney, Agent, or Firm* — NZ Carr Law Office

See application file for complete search history.

(57) **CLAIM**

I claim, the ornamental design for an extraction tube holder, as shown and described.

(56) **References Cited**

**DESCRIPTION**

**U.S. PATENT DOCUMENTS**

D448,854 S \* 10/2001 Kuiper ..... D24/227  
D450,130 S \* 11/2001 Goldstein ..... D24/227  
D632,404 S \* 2/2011 Karpiloff ..... D24/230  
D698,496 S \* 1/2014 Smith ..... D7/510  
D735,881 S \* 8/2015 Thomas ..... D24/227  
D787,087 S \* 5/2017 Duffy ..... D24/227  
D898,941 S \* 10/2020 Ollar ..... D24/227  
D902,433 S \* 11/2020 Livingston ..... D24/227  
D902,434 S \* 11/2020 Livingston ..... D24/227  
D932,052 S \* 9/2021 Zergiebel ..... D24/227  
D954,990 S \* 6/2022 Thomas ..... D24/227

FIG. 1 is a front view of an extraction tube holder of my design;

FIG. 2 is a rear view thereof;

FIG. 3 is a left side view thereof;

FIG. 4 is a right side view thereof;

FIG. 5 is a top view thereof;

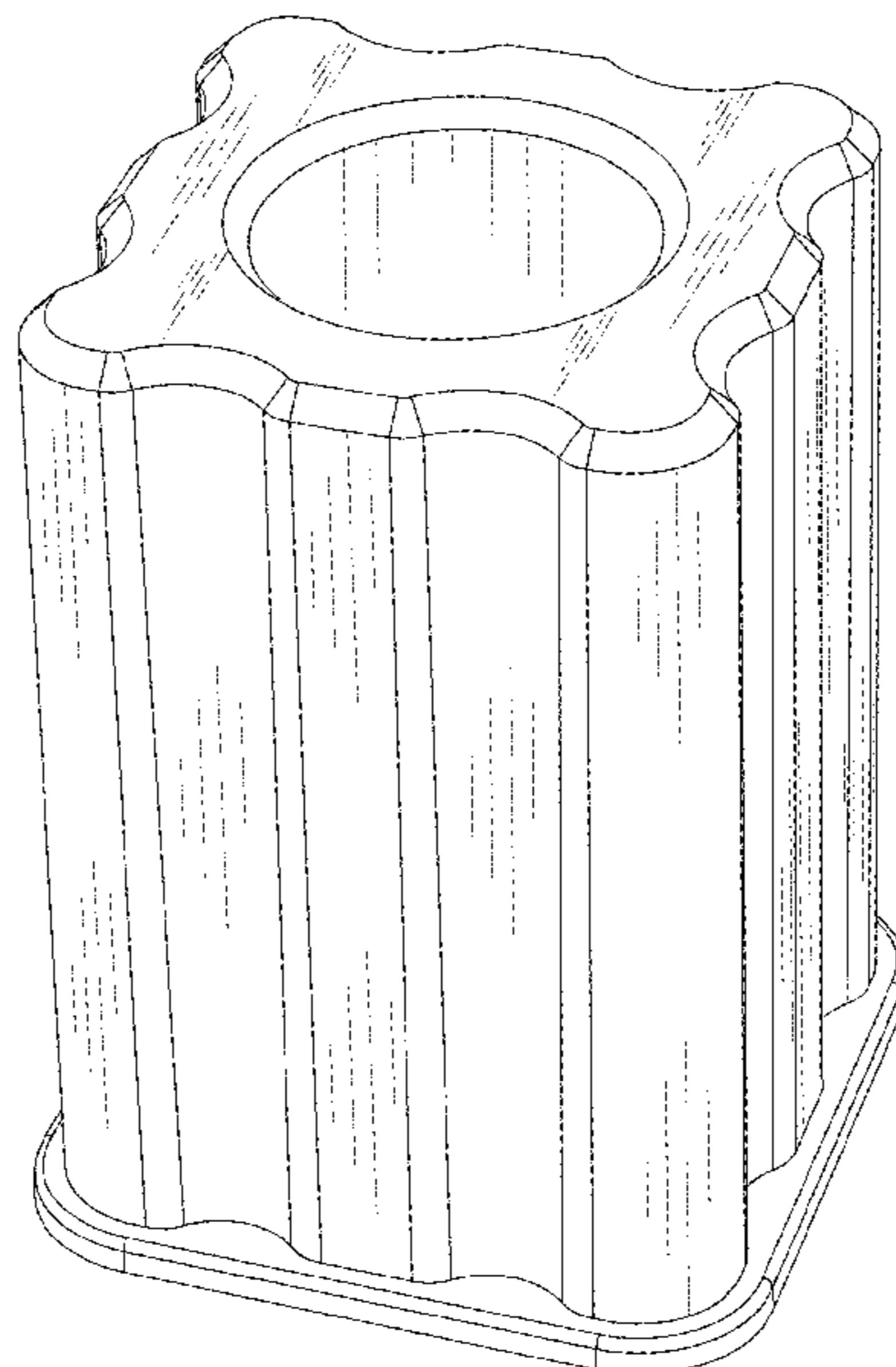
FIG. 6 is a bottom view thereof;

FIG. 7 is a top front perspective view thereof; and,

FIG. 8 is a bottom rear perspective view thereof.

All broken lines represent portions of the extraction tube holder that form no part of the claimed subject matter.

**1 Claim, 8 Drawing Sheets**



(56)

**References Cited**

OTHER PUBLICATIONS

Ohaus 30400202 Single Tube Holder, Hogentogler & Co. Inc.,  
hogentogler.com, [Post date unknown], [Site seen Jan. 23, 2023],  
Seen at URL: [https://www.hogentogler.com/pc\\_product\\_detail.asp](https://www.hogentogler.com/pc_product_detail.asp)  
(Year: 2023).\*

\* cited by examiner

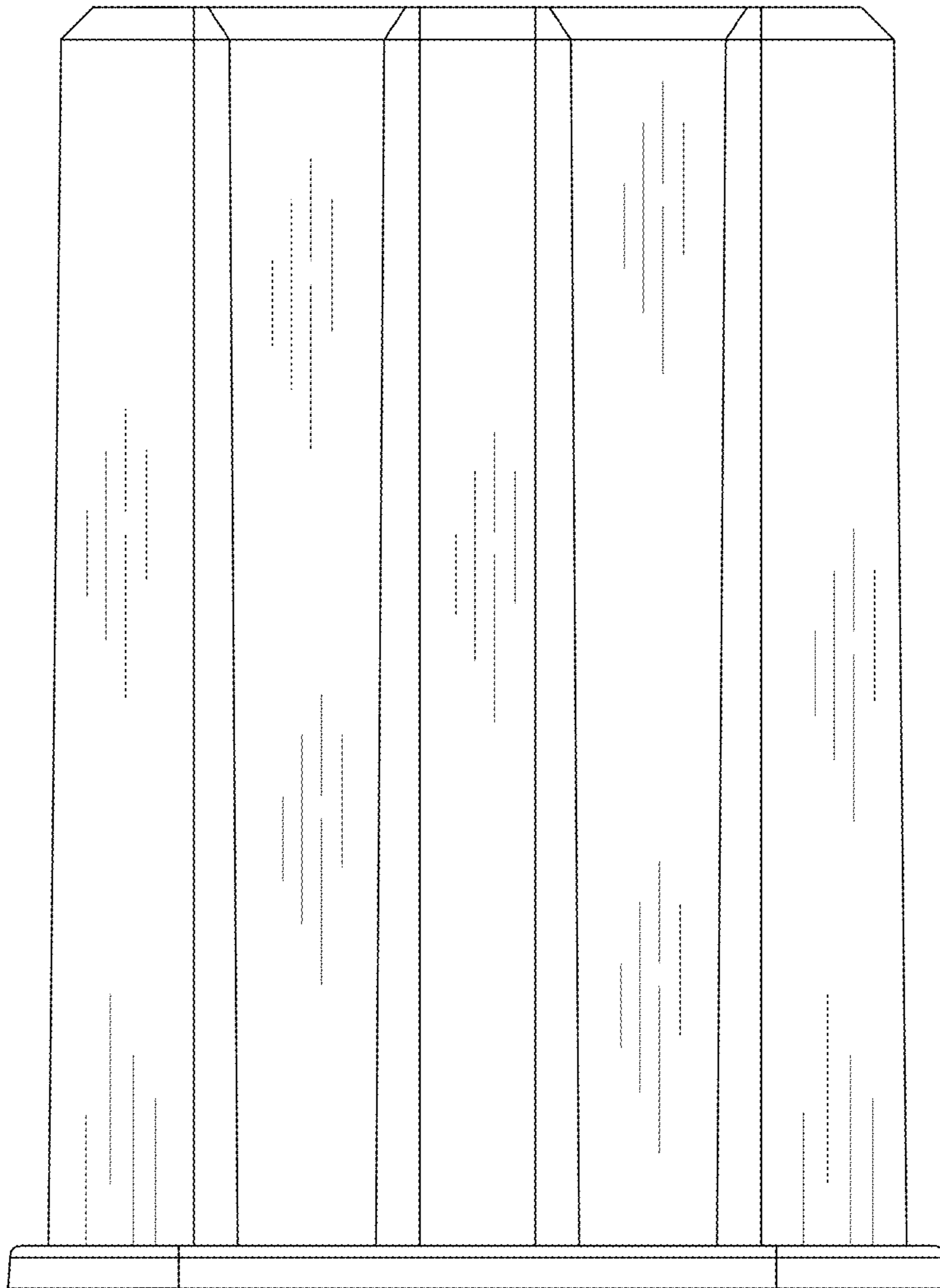


FIG.1

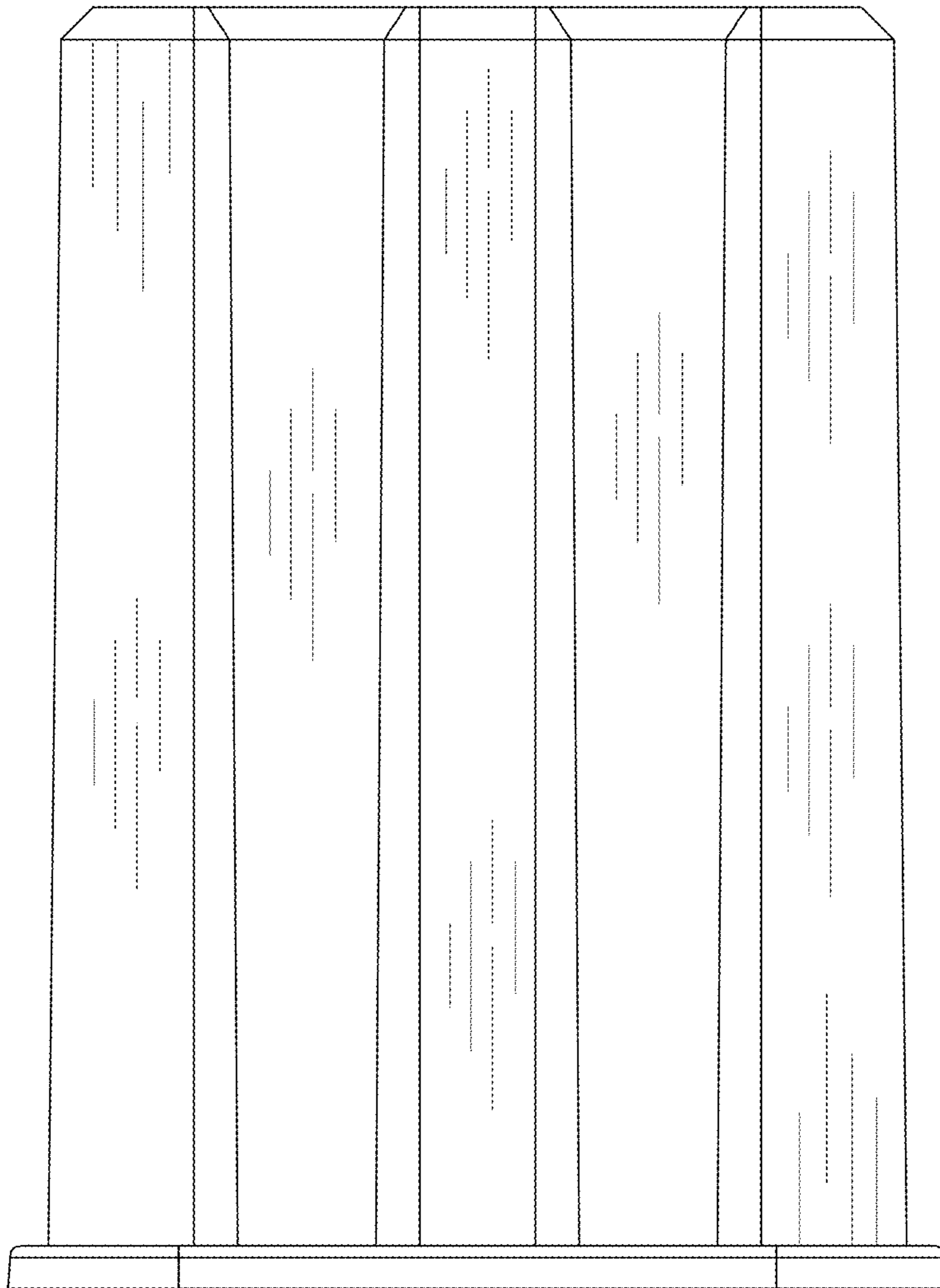


FIG.2




FIG.3

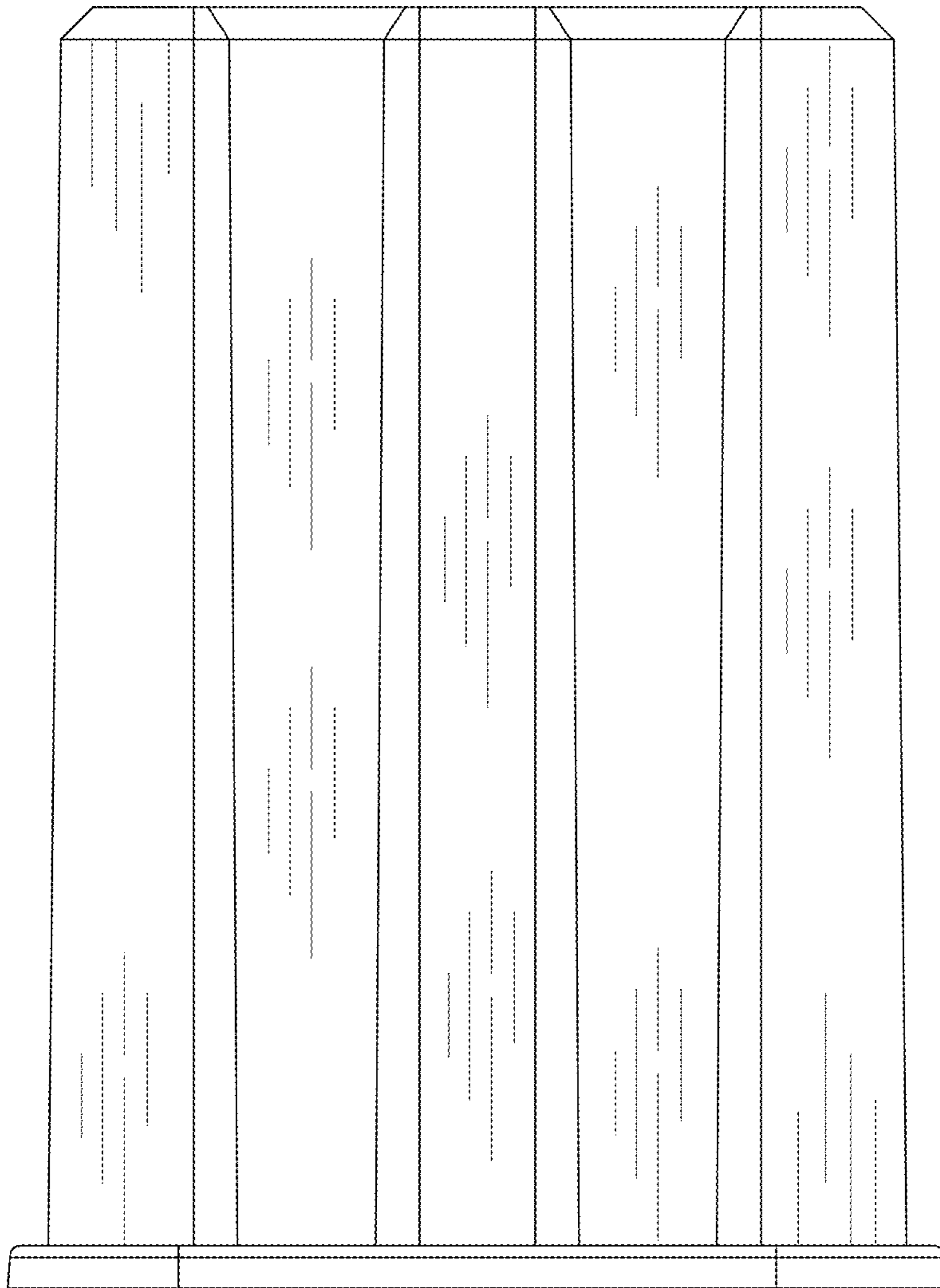


FIG. 4

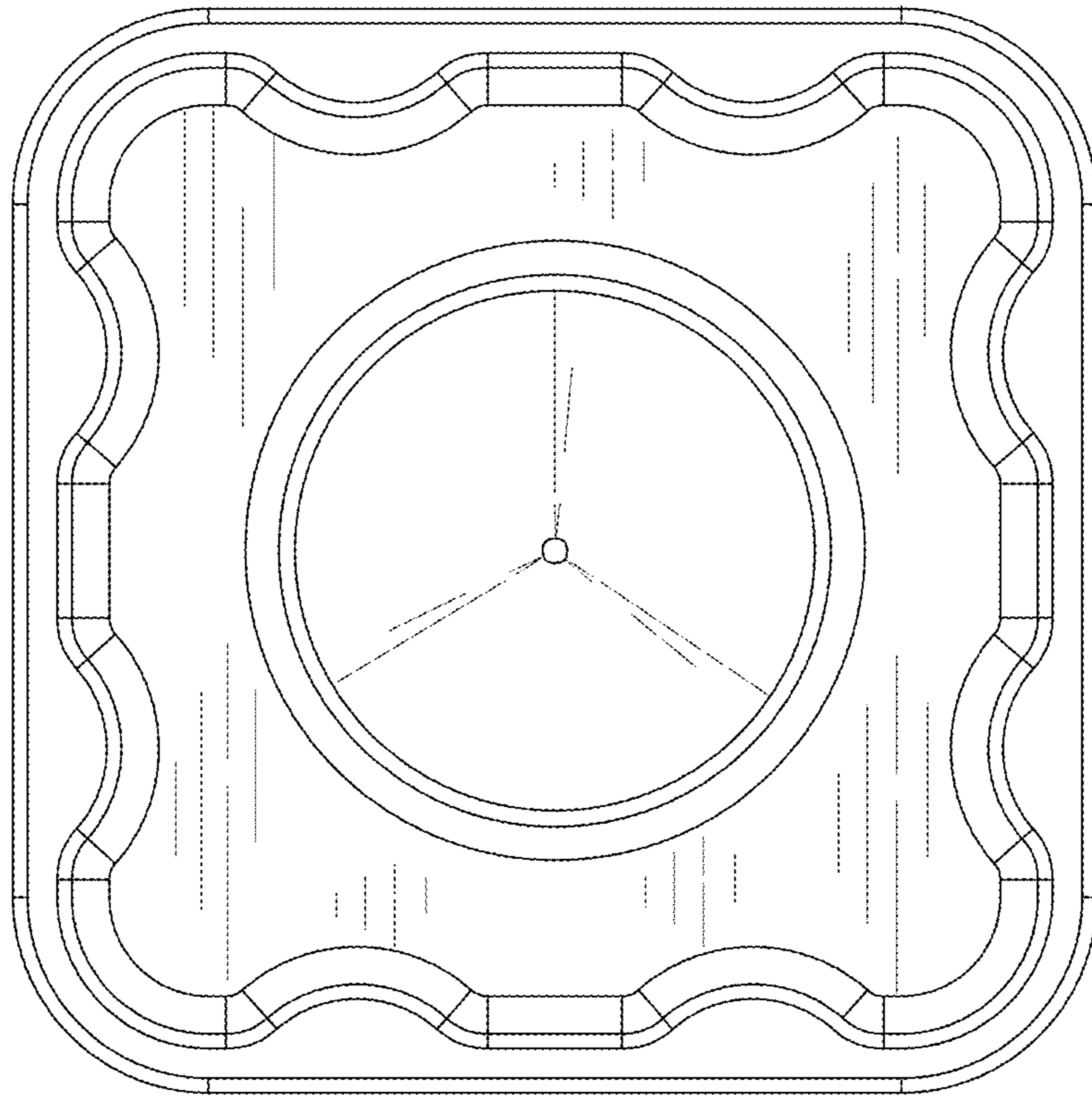


FIG.5

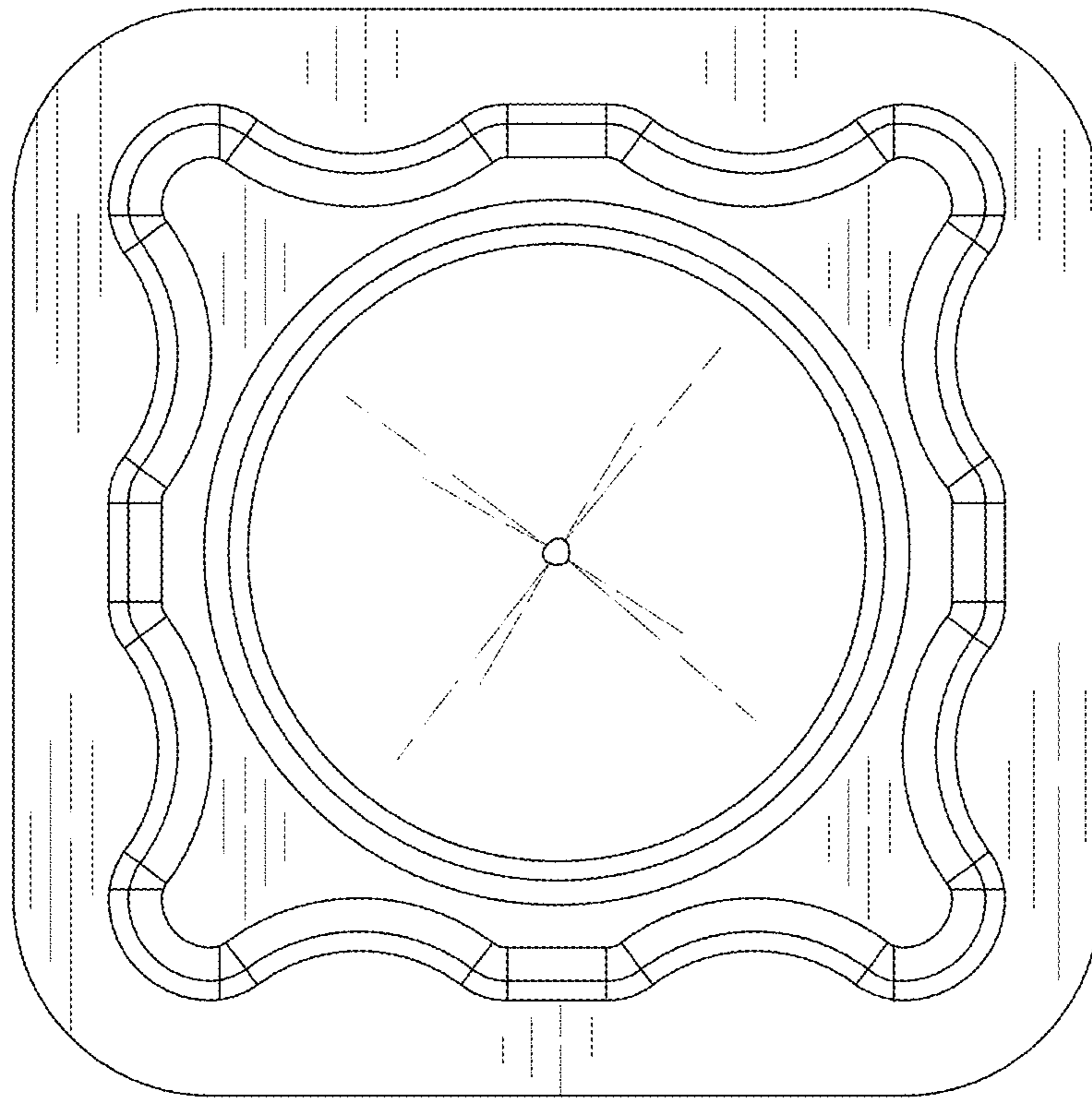


FIG.6






FIG.7

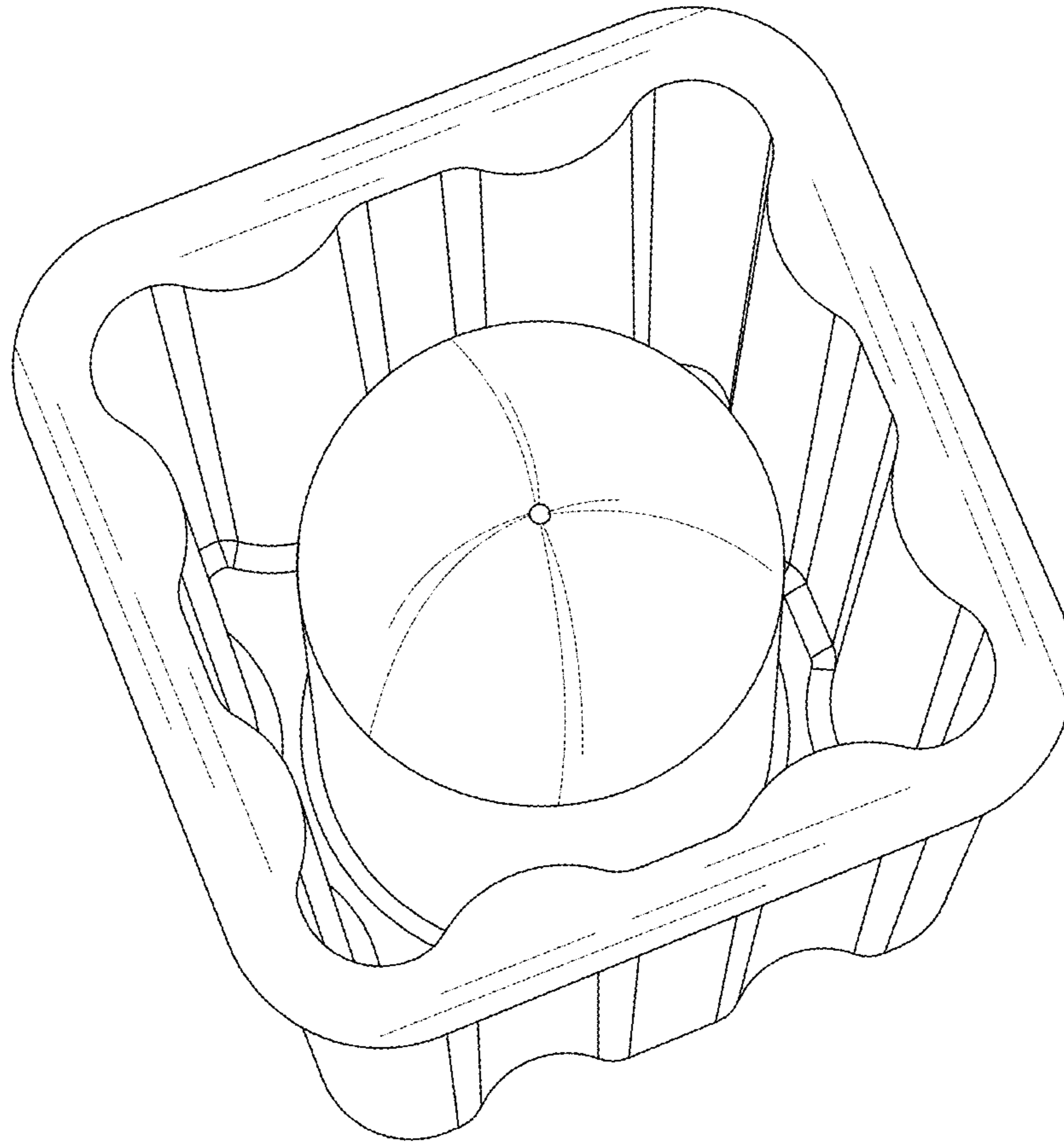


FIG.8