



US00D982169S

(12) **United States Design Patent** (10) **Patent No.:** **US D982,169 S**
Quan (45) **Date of Patent:** **** Mar. 28, 2023**

(54) **VIBRATOR**

D936,853 S * 11/2021 Dumler D24/215
D938,606 S * 12/2021 Dumler D24/215
2018/0140504 A1* 5/2018 Chang A61H 99/00

(71) Applicant: **Xi Quan**, Shenzhen (CN)

(72) Inventor: **Xi Quan**, Shenzhen (CN)

(**) Term: **15 Years**

(21) Appl. No.: **29/807,667**

(22) Filed: **Sep. 14, 2021**

(51) **LOC (14) Cl.** **24-01**

(52) **U.S. Cl.**
USPC **D24/215**

(58) **Field of Classification Search**
USPC D24/141, 190, 200, 211, 212, 213, 214,
D24/215; D30/160

CPC A61H 19/44; A61H 19/32; A61H 19/40;
A61H 19/34; A61H 19/50

See application file for complete search history.

(56) **References Cited**

U.S. PATENT DOCUMENTS

D592,758 S	*	5/2009	Kain	D24/215
D653,349 S	*	1/2012	Chong	D24/215
D653,350 S	*	1/2012	Chen	D24/215
D681,219 S	*	4/2013	Chen	D24/215
D681,223 S	*	4/2013	Chen	D24/215
D685,917 S	*	7/2013	Chen	D24/215
D685,918 S	*	7/2013	Chen	D24/215
D739,547 S	*	9/2015	Cheung	D24/215
D739,548 S	*	9/2015	Cheung	D24/215
D743,570 S	*	11/2015	Cheung	D24/215
D764,056 S	*	8/2016	Sedic	D24/141
D796,054 S		8/2017	Chen		
D796,055 S		8/2017	Chen		
D817,507 S	*	5/2018	Cheung	D24/215
D818,142 S	*	5/2018	Cheung	D24/215
D818,143 S	*	5/2018	Cheung	D24/215
D818,144 S	*	5/2018	Cheung	D24/215
D854,181 S		7/2019	Wei		
D885,600 S	*	5/2020	Lee	D24/215
D933,252 S	*	10/2021	Cheung	D24/215

OTHER PUBLICATIONS

Amazon, "Thrusting Dildo Rabbit Vibrator", Date First Available Jan. 3, 2022. https://www.amazon.com/Thrusting-Telescopic-Vibration-Vibrating-Stimulator/dp/B09LV4JYZG/ref=sr_1_19?keywords=thrusting+rabbit&qid=1659437544&s=hpc&sr=1-19. Shown on p. 1. (Year: 2022).*

Lendgogo, "Hitinight Thrusting % Sucking Rabbit Vibrator", Date Accessed Aug. 2, 2022. <https://www.lendgogo.com/sex-toys/hitinight-thrusting-sucking-rabbit-vibrator/>. Shown on p. 1. (Year: 2022).*

* cited by examiner

Primary Examiner — Michael A Maharajh

(74) *Attorney, Agent, or Firm* — Che-Yang Chen; Law Office of Michael Chen

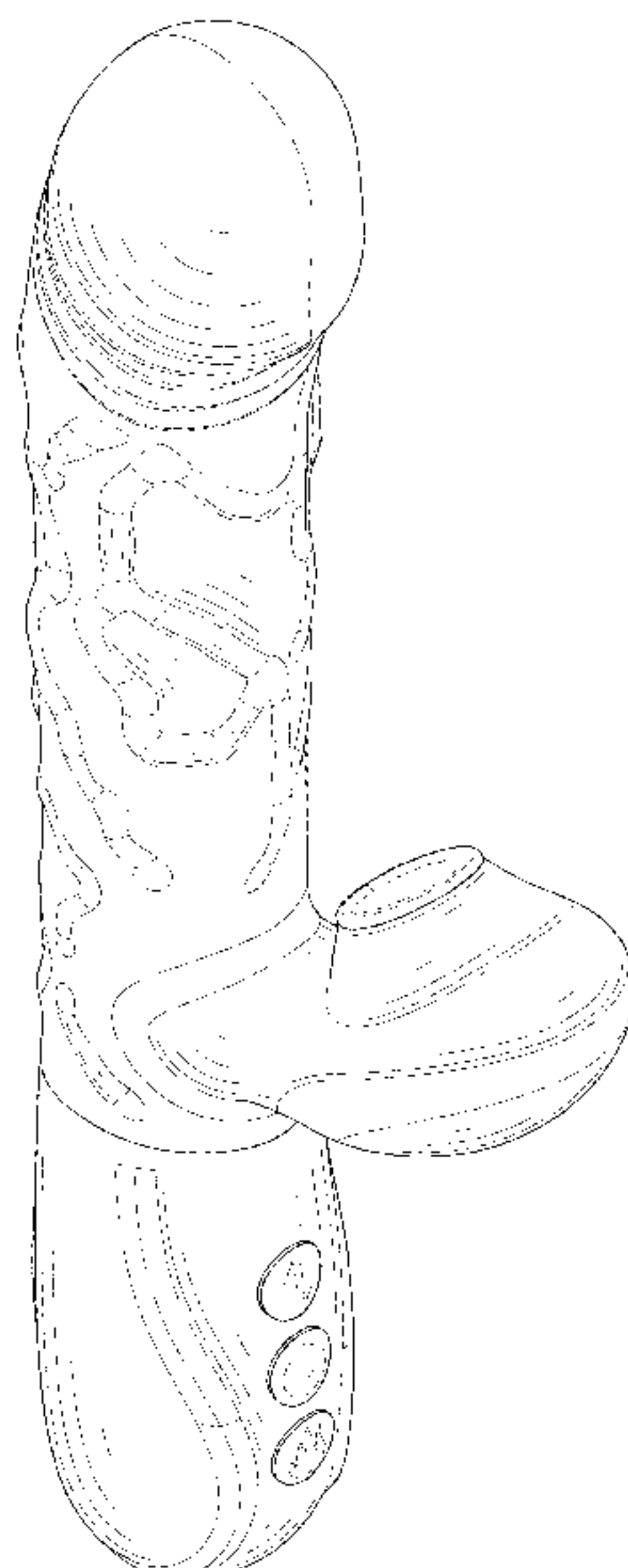
(57) **CLAIM**

The ornamental design for a vibrator, as shown and described.

DESCRIPTION

FIG. 1 is a perspective view of the vibrator showing my new design;
FIG. 2 is a perspective view thereof from another angle;
FIG. 3 is a front elevational view thereof;
FIG. 4 is a rear elevational view thereof;
FIG. 5 is a left side elevational view thereof;
FIG. 6 is a right side elevational view thereof;
FIG. 7 is a top plan view thereof; and,
FIG. 8 is a bottom plan view thereof.
The broken lines shown in the drawings are for the purpose of illustrating portions of the vibrator, which form no part of the claimed design.

1 Claim, 8 Drawing Sheets



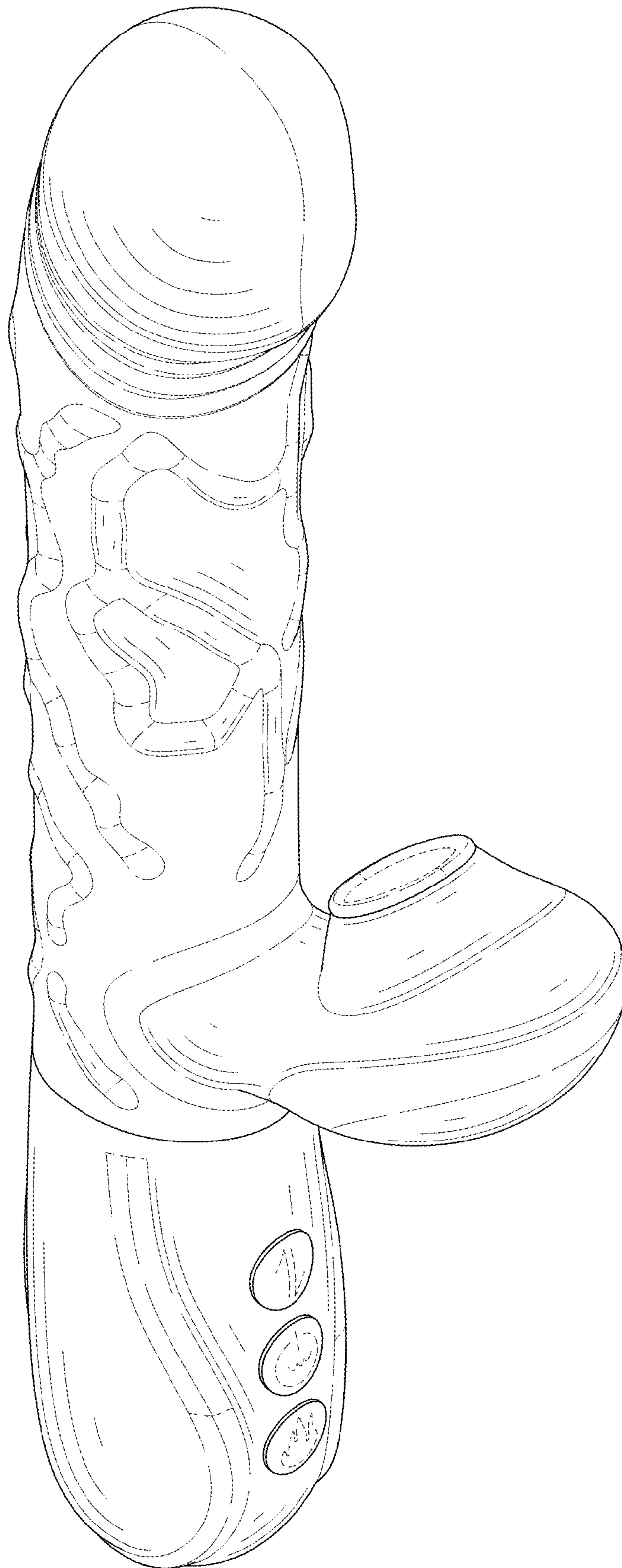


FIG. 1



FIG. 2

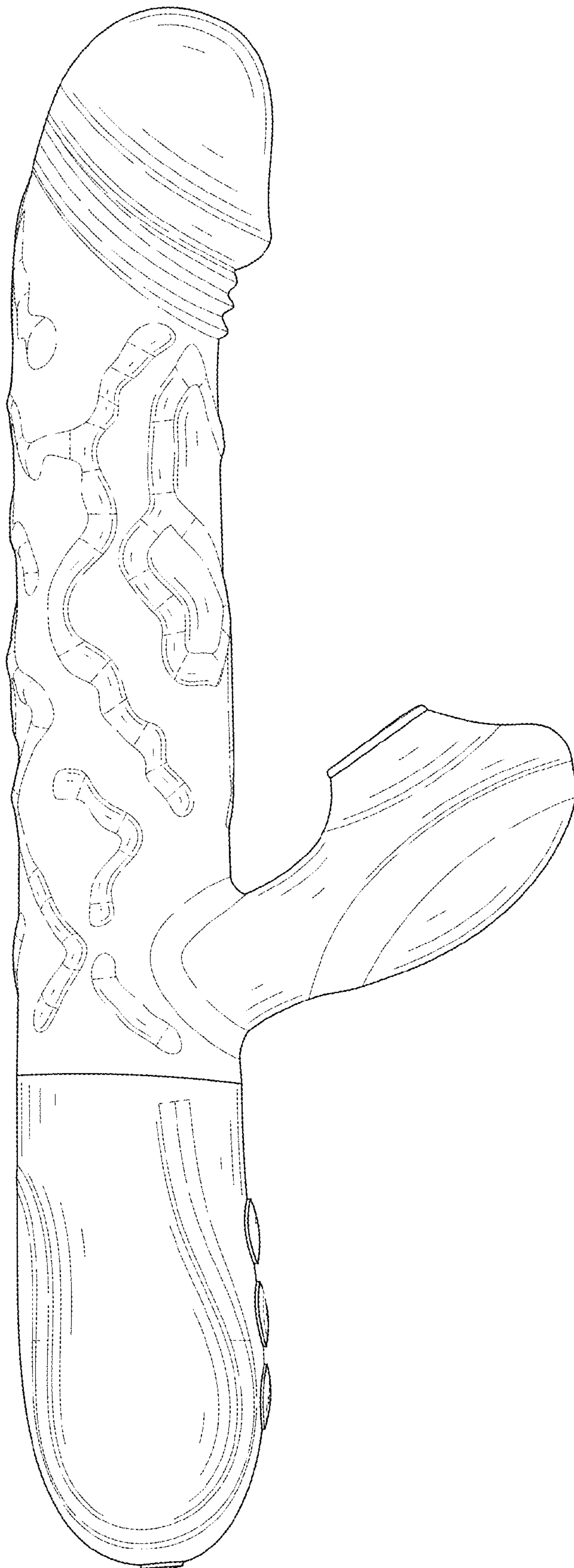


FIG. 3

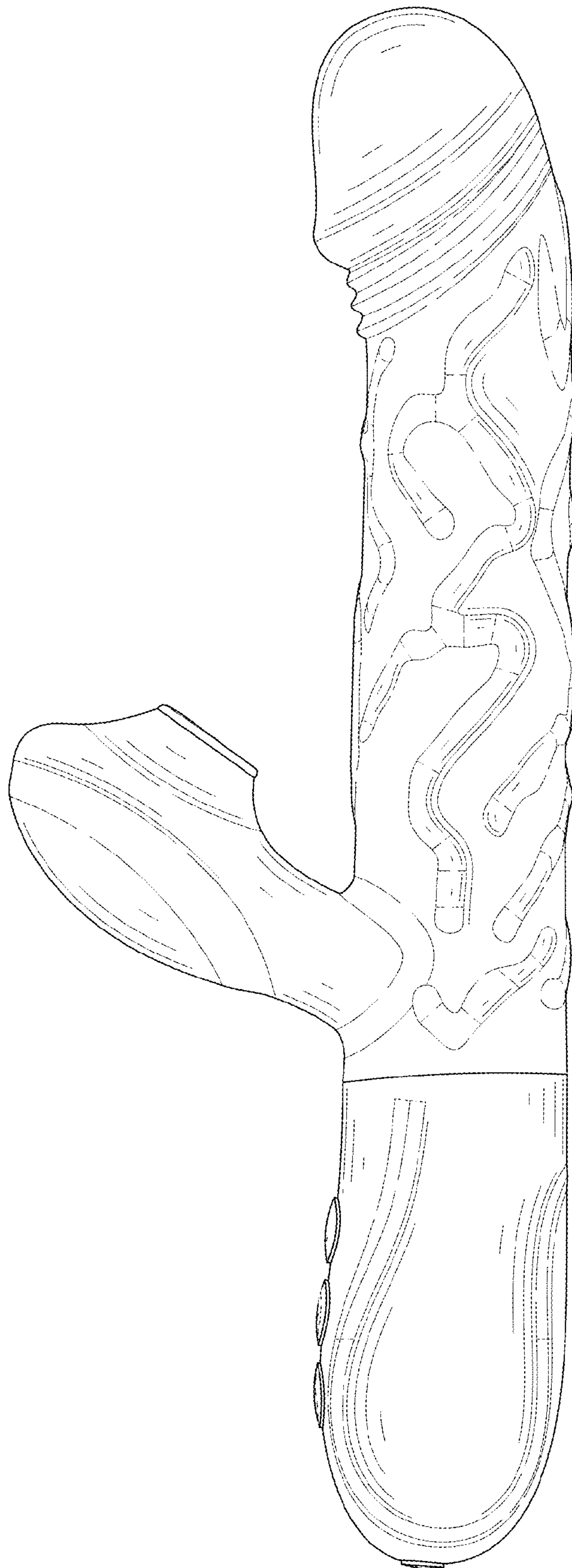


FIG. 4

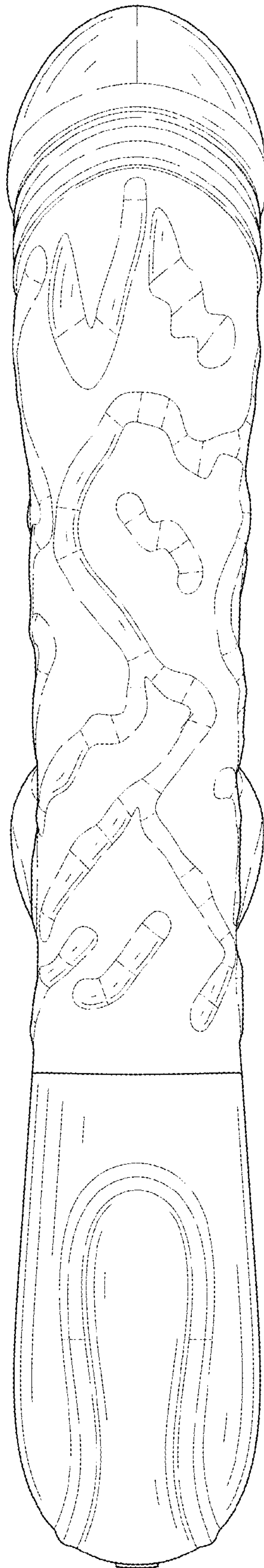


FIG. 5

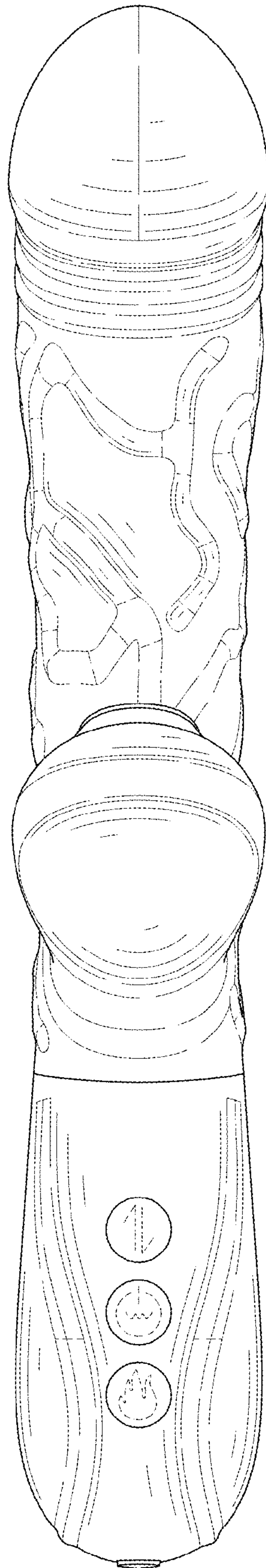


FIG. 6

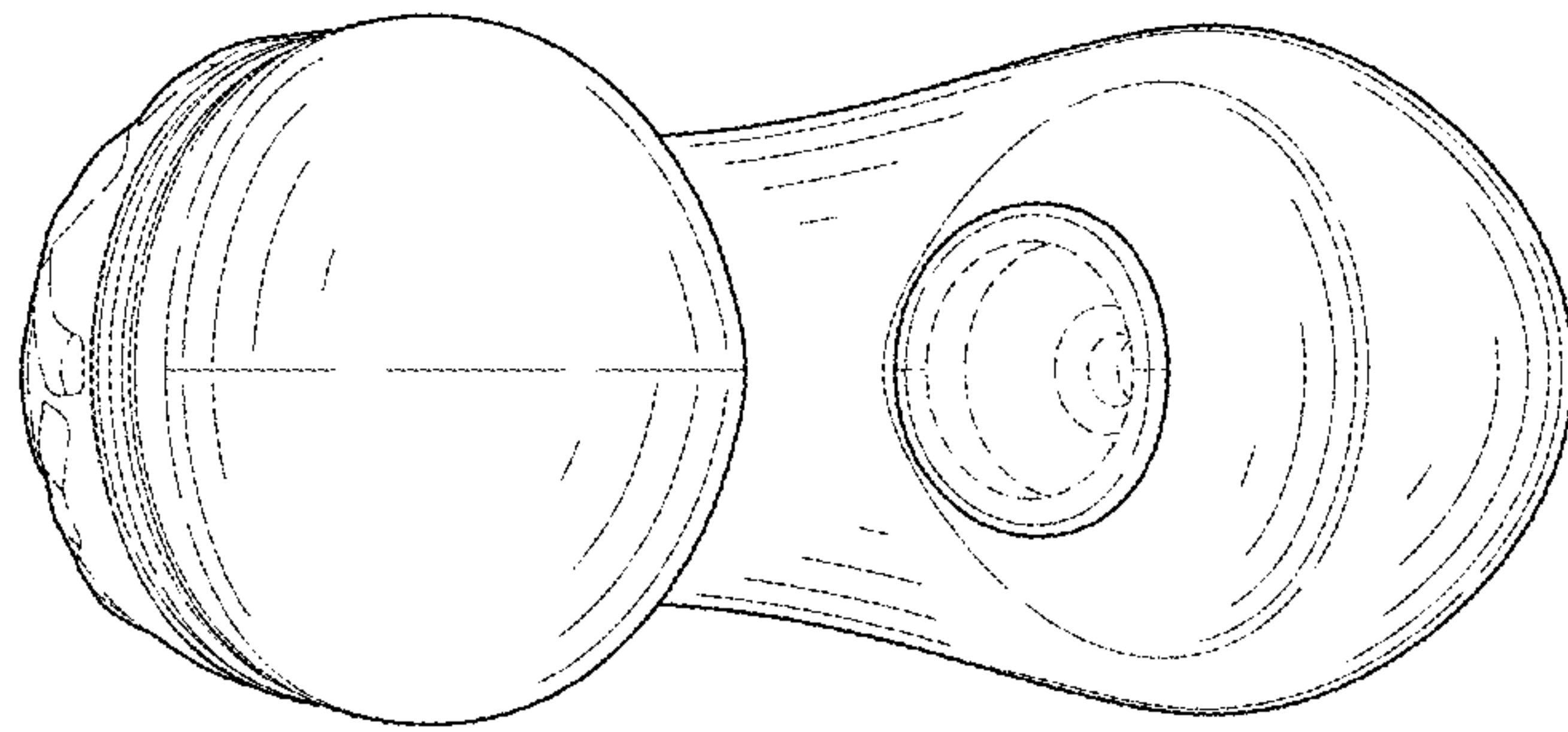


FIG. 7

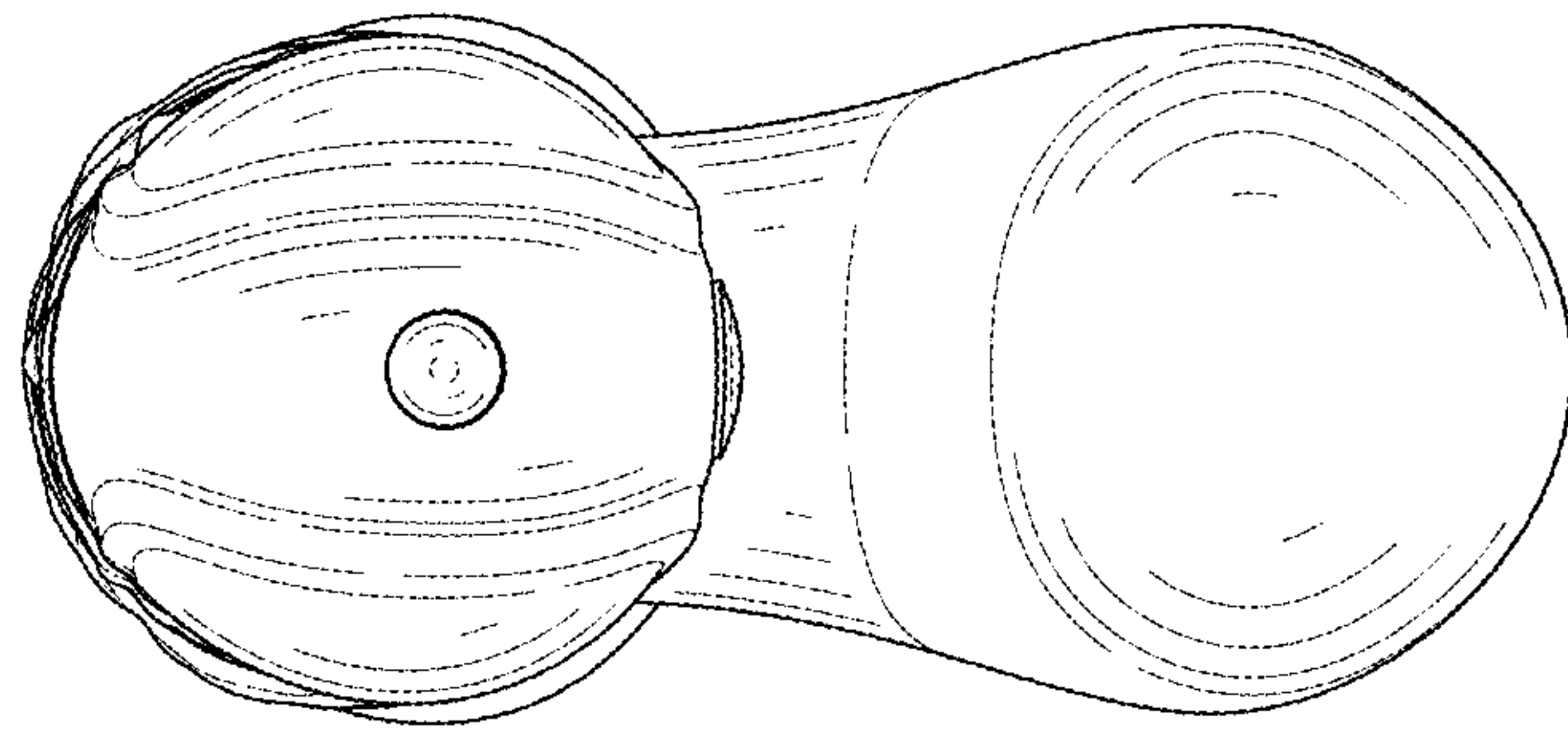


FIG. 8