



US00D982168S

(12) **United States Design Patent** (10) **Patent No.:** **US D982,168 S**
Mehta (45) **Date of Patent:** **** Mar. 28, 2023**

(54) **GROOMING DEVICE**

FOREIGN PATENT DOCUMENTS

(71) Applicant: **JE MATADI, INC.**, Stafford, TX (US)

TW D169882 8/2015
TW D184378 7/2017
TW D204891 5/2020

(72) Inventor: **Pershant Mehta**, Stafford, TX (US)

(73) Assignee: **Je Matadi, Inc.**, Stafford, TX (US)

OTHER PUBLICATIONS

(**) Term: **15 Years**

Luminesscosmetics, "Aerocleanse Facial Cleansing Device", Accessed Date: Oct. 28, 2022. <https://www.luminesscosmetics.com/aerocleanse-facial-cleansing-device/COAC-GEN.html> (Year: 2022).*

(21) Appl. No.: **29/746,246**

Walmart, "Couture AeroCleanse Facial Cleansing", Access Date: Oct. 28, 2022. <https://www.walmart.com/ip/Couture-AeroCleanse-Facial-Cleansing-Device-Peacock/153823453> (Year: 2022).*

(22) Filed: **Aug. 12, 2020**

(51) **LOC (14) Cl.** **24-01**

TIPO, "Office Action Regarding Taiwanese Application No. 110300833", dated Jul. 15, 2021, p. 5, Published in: TW.

(52) **U.S. Cl.**

USPC **D24/214**

* cited by examiner

(58) **Field of Classification Search**

USPC D24/200, 211, 212, 213, 214, 215;
D8/14.1; D28/13

Primary Examiner — Michael A Maharajh

CPC A61N 7/00; A61N 2007/0034; A61N
5/0617; A61N 2005/0644; A61N 5/0616

(74) *Attorney, Agent, or Firm* — Neugeboren O'Dowd PC

See application file for complete search history.

(57) **CLAIM**

The ornamental design for a grooming device, as shown and described.

(56) **References Cited**

DESCRIPTION

U.S. PATENT DOCUMENTS

D321,056 S	*	10/1991	Chambers	D24/212
D333,351 S	*	2/1993	Tsou	D24/214
D361,404 S	*	8/1995	Haas	D28/7
D538,430 S	*	3/2007	Ohta	D24/146
D863,574 S	*	10/2019	Yan	D24/200
D865,990 S	*	11/2019	Ko	D24/215
D880,710 S	*	4/2020	Amoyal	D24/209
D888,264 S	*	6/2020	Sherrill	D24/215
D901,030 S	*	11/2020	Yoon	D24/209
D908,232 S	*	1/2021	Shenfarber	D24/209
D948,789 S	*	4/2022	Huang	D24/209
D952,166 S	*	5/2022	Peluso	D24/200
D956,986 S	*	7/2022	Cai	D24/200
D959,687 S	*	8/2022	Sung	D24/214

FIG. 1 is a bottom perspective view of the grooming device, showing my new design;

FIG. 2 is a front elevation view thereof;

FIG. 3 is a back elevation view thereof;

FIG. 4 is a right-side elevation view thereof;

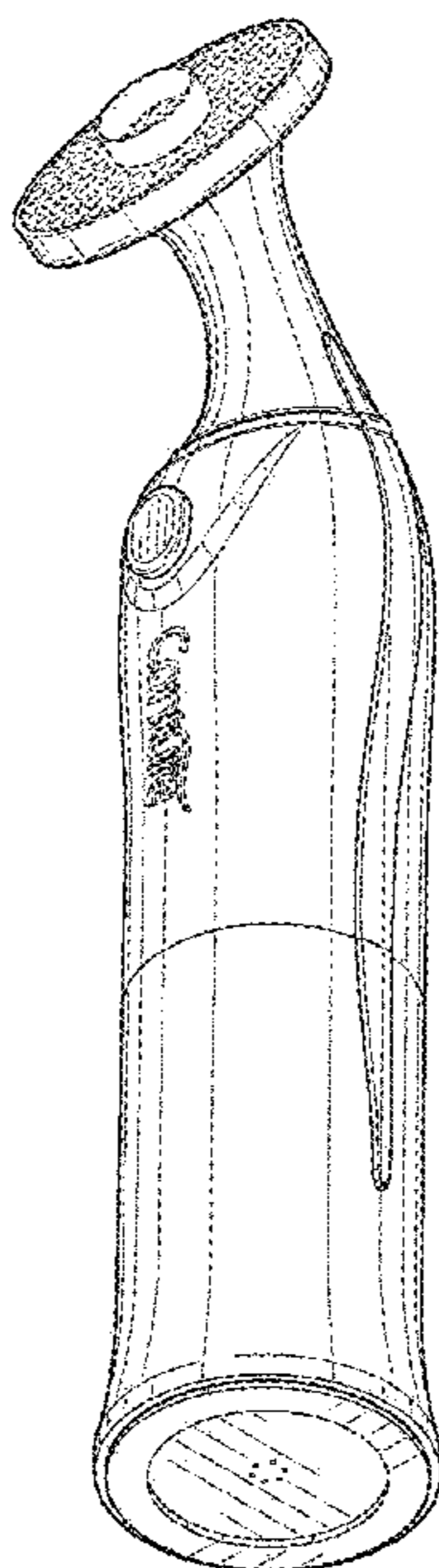
FIG. 5 is a left-side elevation view thereof;

FIG. 6 is a top plan view thereof; and,

FIG. 7 is a bottom plan view thereof.

The broken lines shown in the drawings are for the purpose of illustrating portions of the grooming device, which form no part of the claimed design.

1 Claim, 3 Drawing Sheets



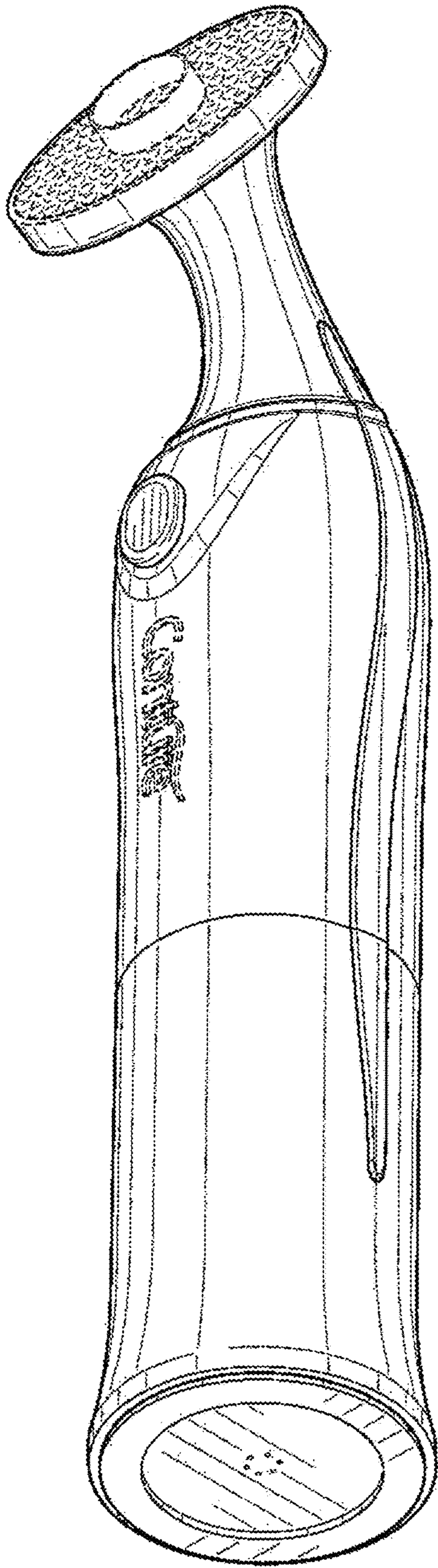


FIG. 1

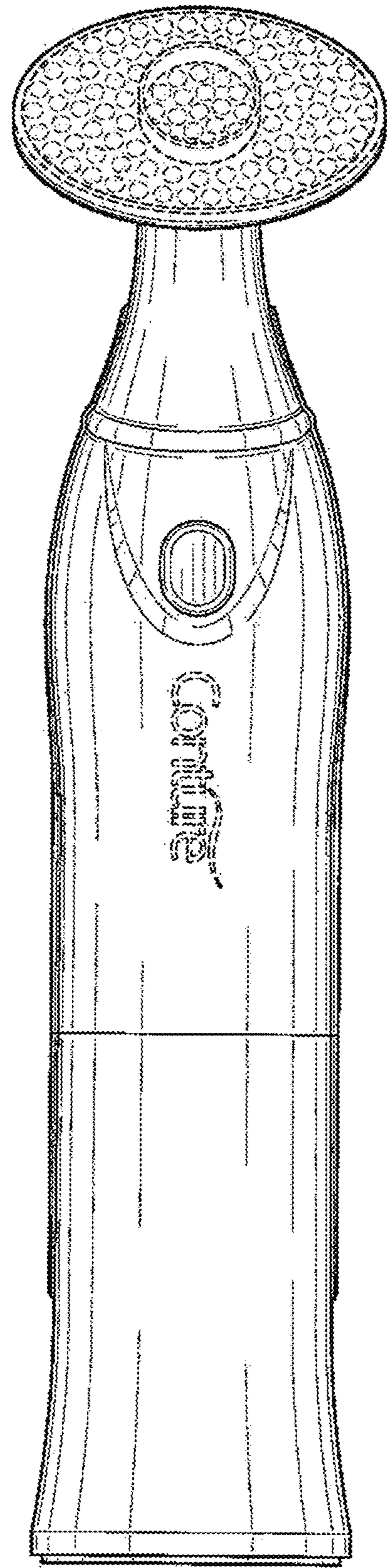


FIG. 2

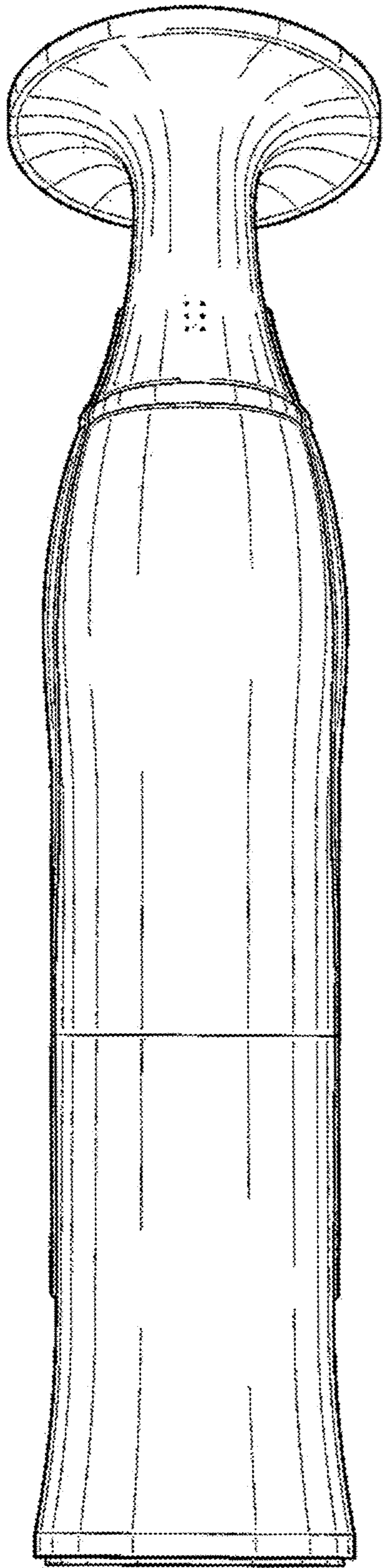


FIG. 3

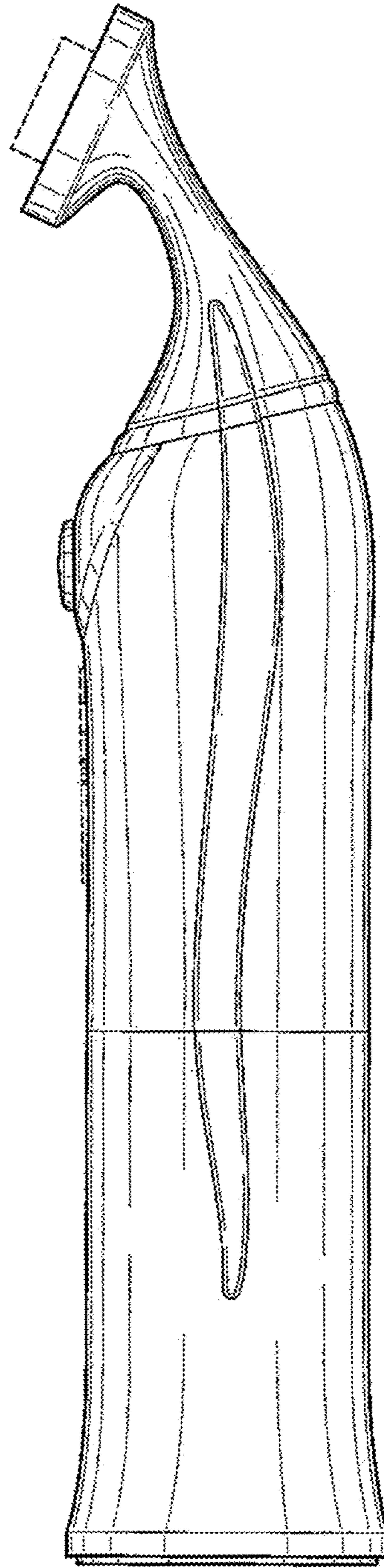


FIG. 4

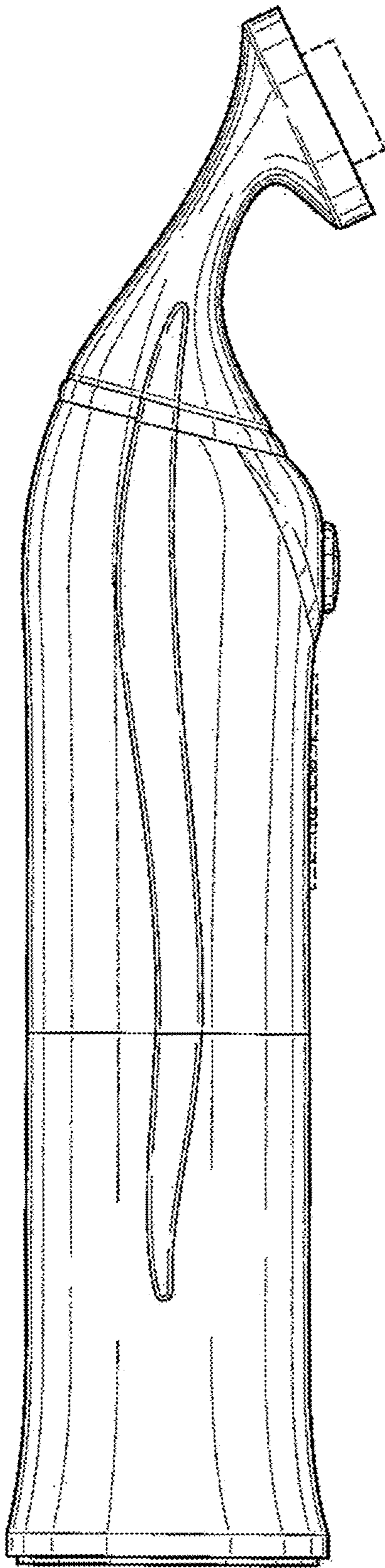


FIG. 5

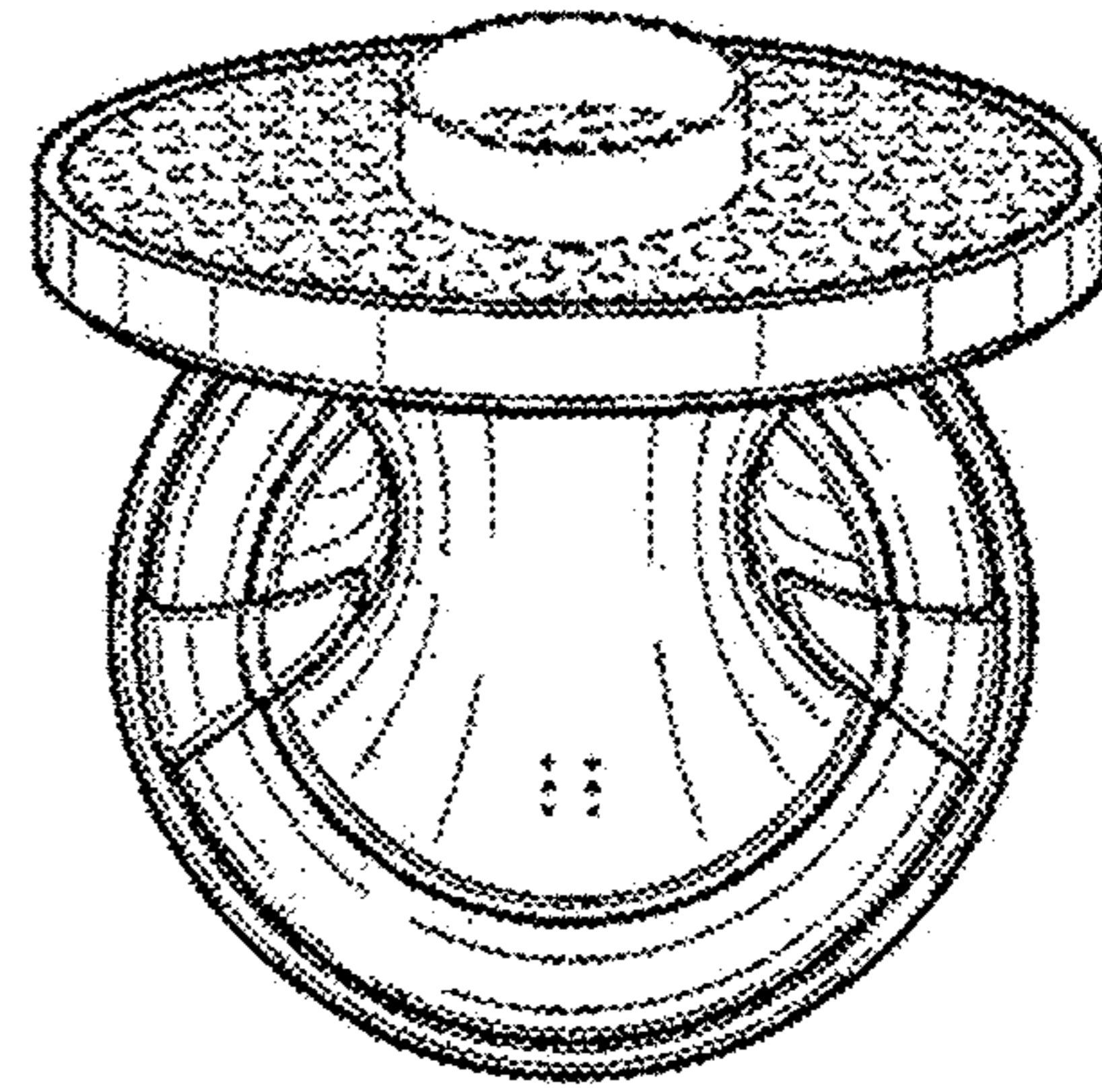


FIG. 6

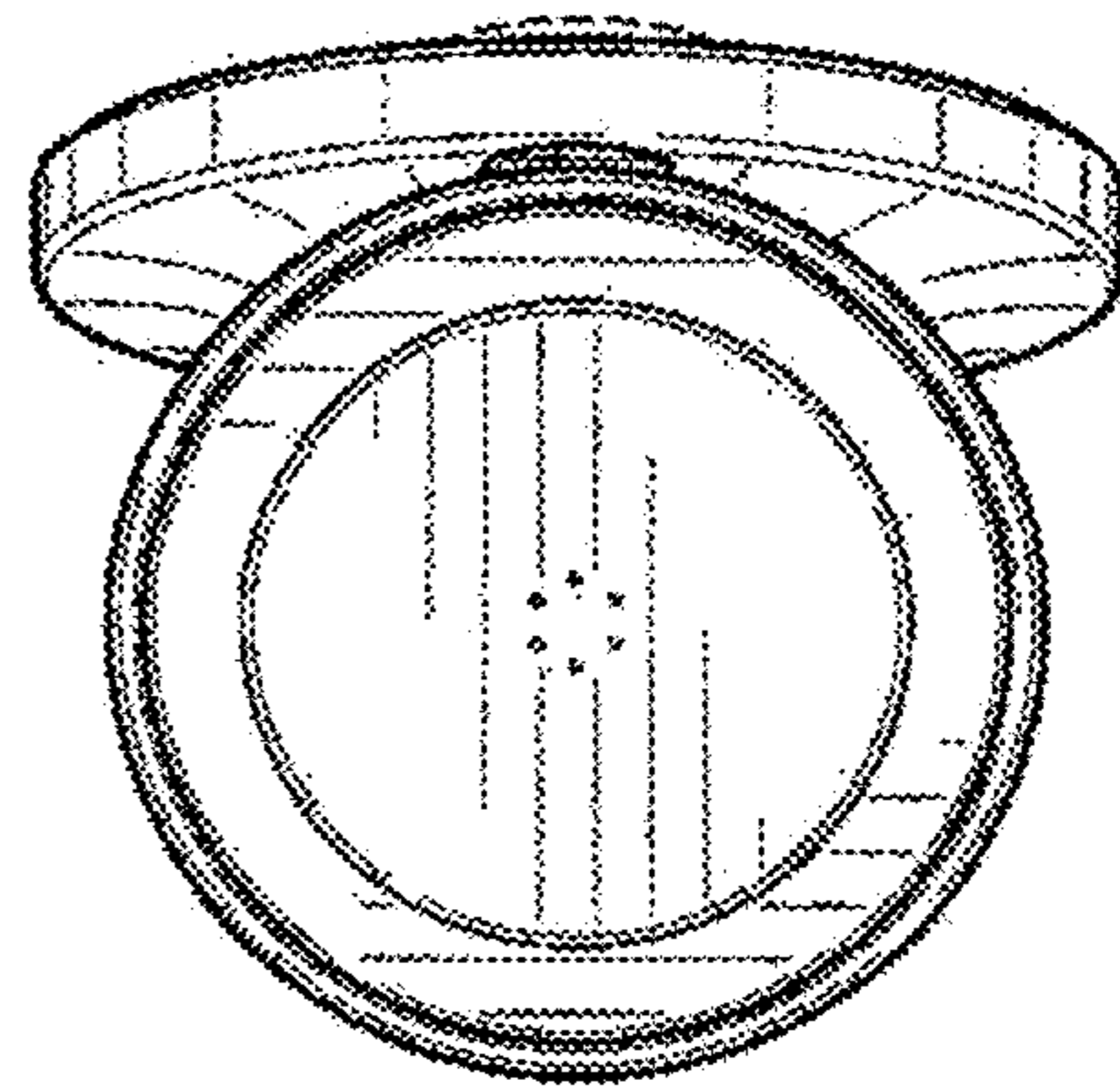


FIG. 7