



US00D982166S

(12) **United States Design Patent**
Kang

(10) **Patent No.:** **US D982,166 S**

(45) **Date of Patent:** **** Mar. 28, 2023**

(54) **INCONTINENCE TREATMENT DEVICE**

13/516; H01R 13/518; H01R 13/46;
H01R 13/52; H01R 13/50; H01R 13/506;
H01R

(71) Applicant: **Furun Healthcare Co., Ltd.**, Wonju-si
(KR)

(Continued)

(72) Inventor: **Byoungmo Kang**, Wonju-si (KR)

(56) **References Cited**

(**) Term: **15 Years**

U.S. PATENT DOCUMENTS

(21) Appl. No.: **35/512,525**

5,681,092 A * 10/1997 Hanson A61G 5/1043
297/452.41
7,024,712 B2 * 4/2006 Fujita A61G 5/1091
297/202

(22) Filed: **Mar. 9, 2021**

(Continued)

(80) **Hague Agreement Data**

FOREIGN PATENT DOCUMENTS

Int. Filing Date: **Mar. 9, 2021**

Int. Reg. No.: **DM/215503**

Int. Reg. Date: **Mar. 9, 2021**

Int. Reg. Pub. Date: **Sep. 10, 2021**

KR 3020210028156 * 6/2021

OTHER PUBLICATIONS

(30) **Foreign Application Priority Data**

Mar. 5, 2021 (KR) 30-2021-0010884

(51) **LOC (14) Cl.** **24-01**

(52) **U.S. Cl.**
USPC **D24/200**

(58) **Field of Classification Search**
USPC D24/141, 200, 209, 206, 207, 208,
D24/214-215, 168, 171, 185-192, 231;
D13/102-108, 110, 118-119, 184, 199,
D13/154, 156, 116; D6/601, 604
CPC . A61B 17/29; A61B 17/0218; A61B 17/2909;
A61B 17/282; A61B 7/295; A61B
2017/2926; A61B 10/04; A61B 10/0096;
A61B 10/025; A61H 19/30; A61H 19/32;
A61H 19/34; A61H 19/40; A61H 19/44;
A61H 19/50; A61H 19/00; A61H
2201/0153; A61H 2201/0207; A61H
2201/0263; A61H 2201/0111; A61H
2201/1253; A61H 2205/082; A61H
2205/085; A61H 15/0085; A61M 37/00;
A61M 37/0076; A61M 37/0084; A61M
5/46; A61M 5/48; H05B 1/00; H01R

Pelvic floor muscle training device HNJ-350, furun.kr, [online],
[site visited Aug. 58, 2022], Available from internet URL: <http://furun.kr/products/pelvic-floor-muscle-training-device/hnj-350/> (Year:
2022).*

(Continued)

Primary Examiner — Samantha Q Lawrence

Assistant Examiner — Holly M Rodriguez

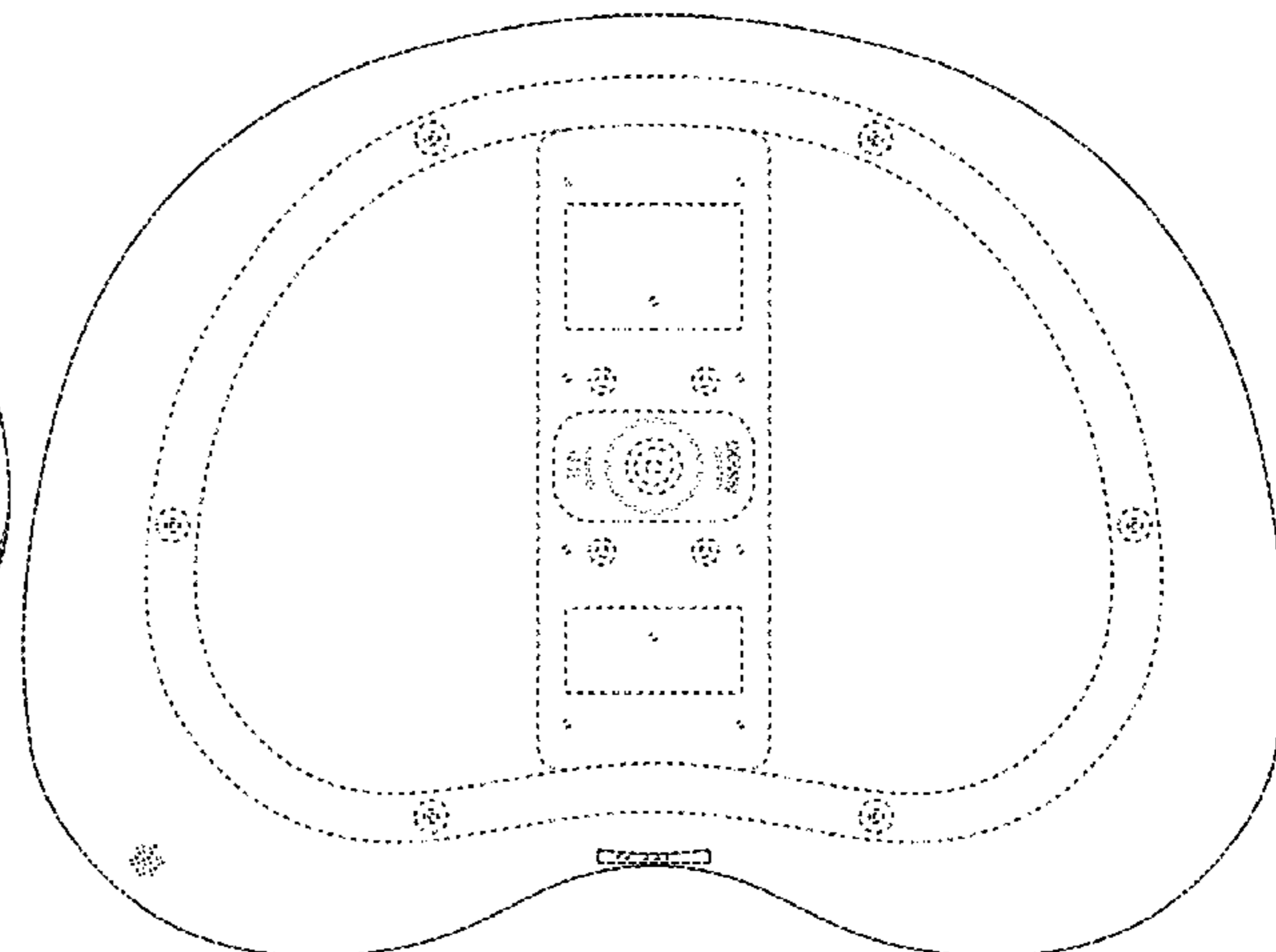
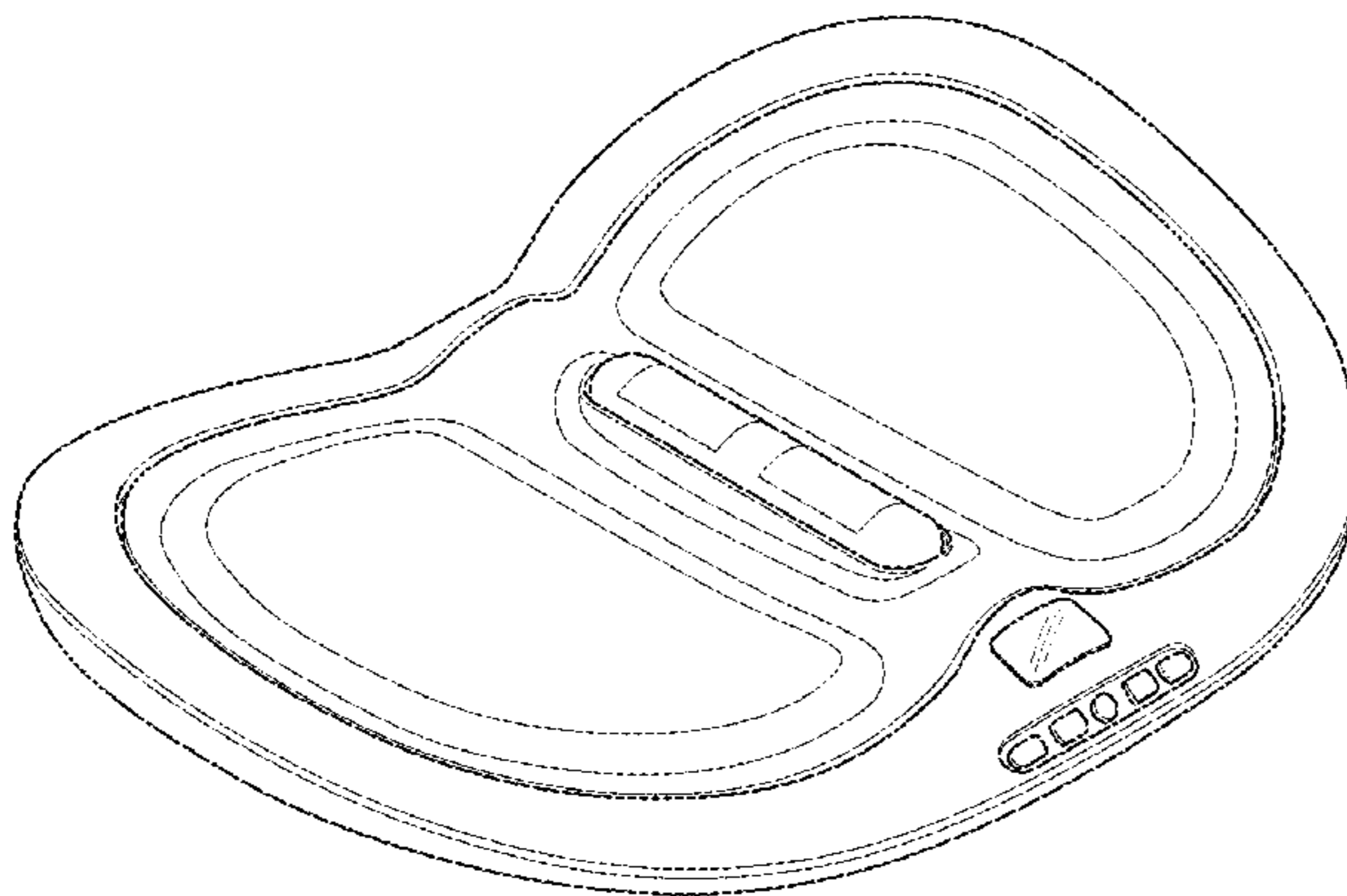
(57) **CLAIM**

The ornamental design for an incontinence treatment device,
as shown and described.

DESCRIPTION

- 1. Incontinence treatment device
- 1.1 : Perspective
- 1.2 : Front
- 1.3 : Back
- 1.4 : Left
- 1.5 : Right
- 1.6 : Top
- 1.7 : Bottom

(Continued)



It is to be seated by an user so that the perineal region of the user should be positioned on the electric stimulation part formed on the center of the device.

1 Claim, 3 Drawing Sheets

(58) Field of Classification Search

CPC 13/5213; H02G 15/18; H01M 2250/30; H01M 2250/40; H01M 2200/30; H01M 10/44; H01M 10/46; H01M 10/465; H01M 10/482; H01M 10/4257; H01M 10/0436; H01M 10/48; A61F 7/02; A61F 7/10; A61F 7/106; A61F 2007/0001; A61F 2007/0024; A61F 2007/0025; A61F 2007/0026; A61F 2007/0027; A61F 2007/0029; A61F 2007/0091; A61F 2007/0092; A61F 2007/0215; A61F 2007/0217; A61F 2007/0219; A61N 1/36014; A61N 1/36021; A61N 1/36057; A61N 1/36036

See application file for complete search history.

(56) References Cited

U.S. PATENT DOCUMENTS

D704,848 S * 5/2014 Thomas D24/200
 D712,052 S * 8/2014 Thomas D24/200

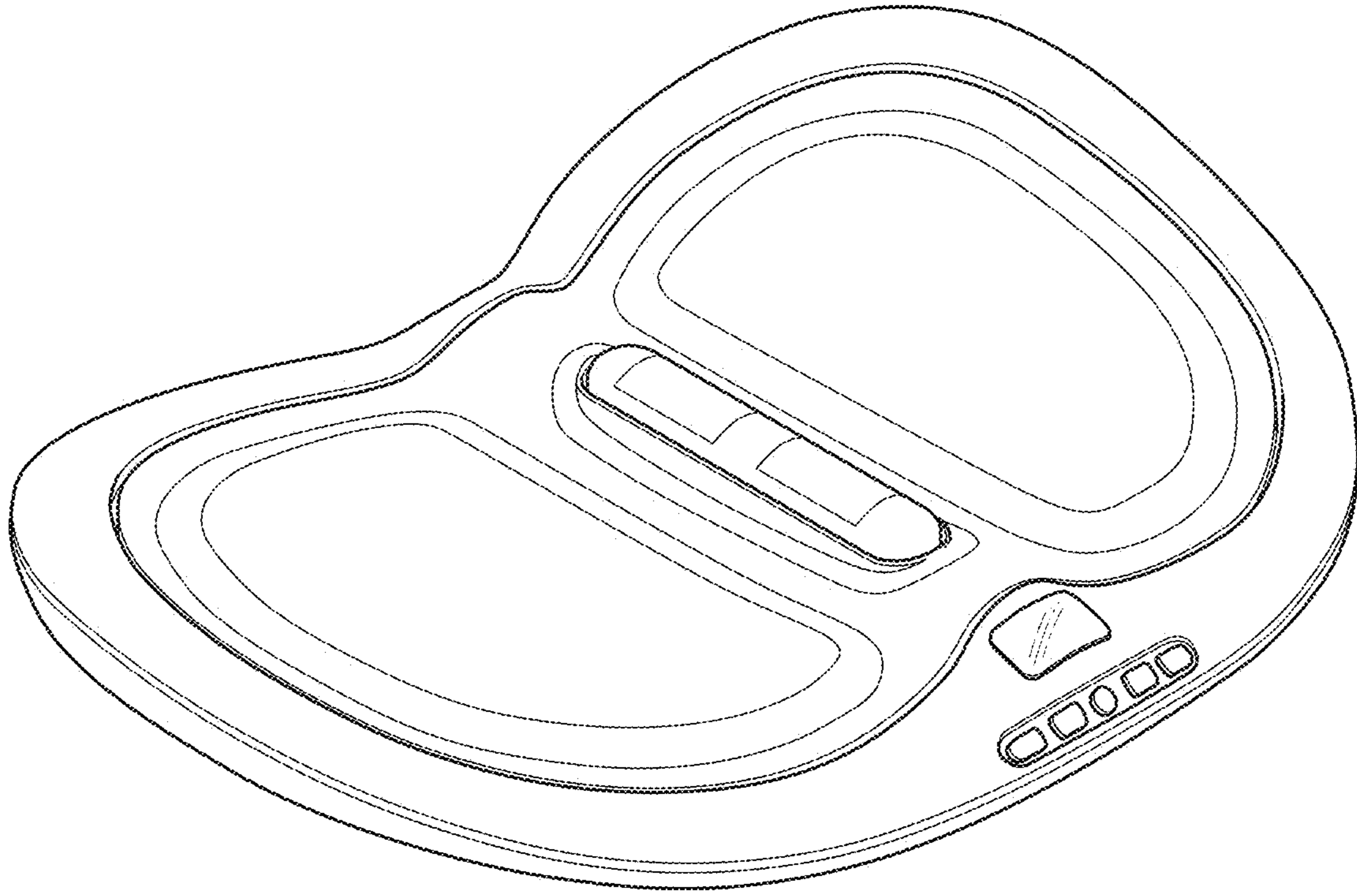
D754,358 S * 4/2016 Krullaards D24/188
 9,591,925 B2 * 3/2017 Qureshi A47C 7/021
 D810,311 S * 2/2018 Chen D24/200
 D913,384 S * 3/2021 Thiel D21/686
 D932,033 S * 9/2021 Zulkosky D24/190
 2007/0142191 A1 * 6/2007 Schuurmans Stekhoven
 A63B 23/20
 482/148

OTHER PUBLICATIONS

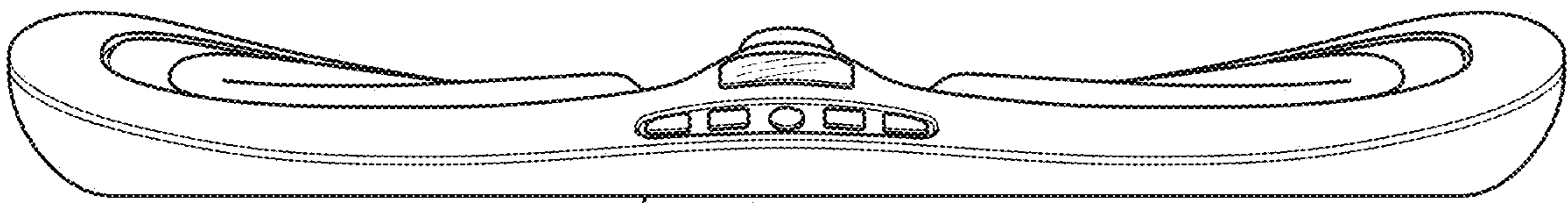
Kegel Exercise Products for Women, Professional Pelvic Floor Muscle, first available Jul. 29, 2021, amazon.com, [online], [site visited Aug. 5, 2022], Available from internet URL: <https://www.amazon.com/Exercise-Professional-Exerciser-Tightening-Recommended/dp/B09BFRMX3V?th=1> (Year: 2021).*

Pelvic Floor Trainer Pelvictool Home & Sport, alonea.ch, [online], [site visited Aug. 5, 2022], Available from internet URL: <https://alonea.ch/en/product/pelvic-trainer-pelvictool-home-sport/> (Year: 2022).*

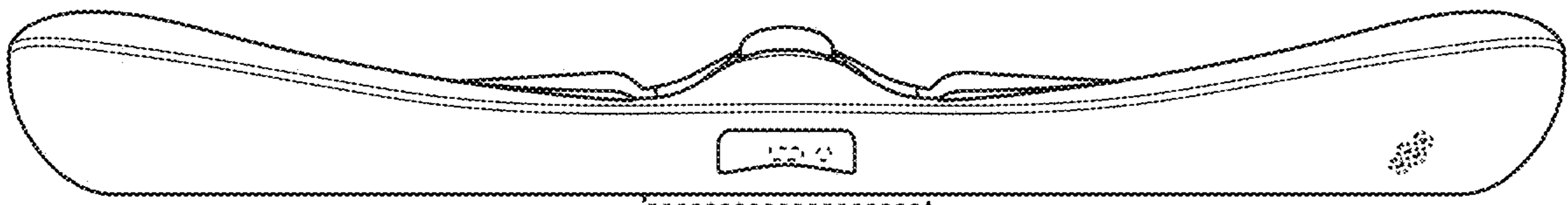
* cited by examiner



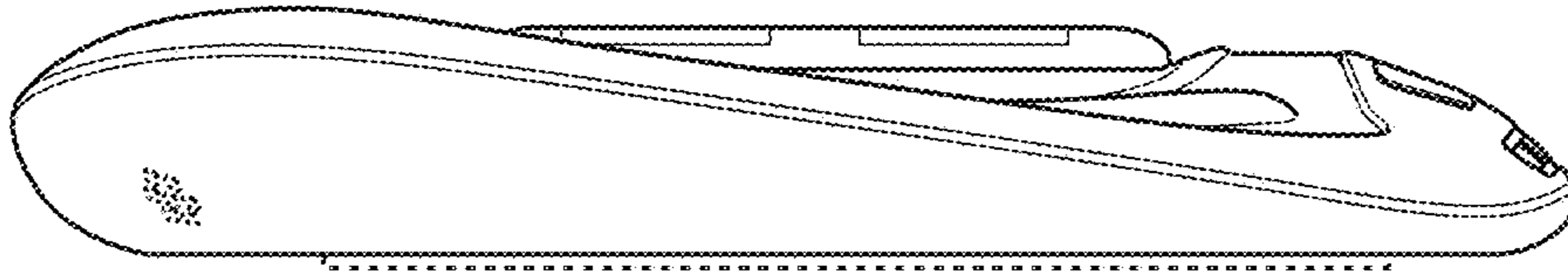
[1.1]



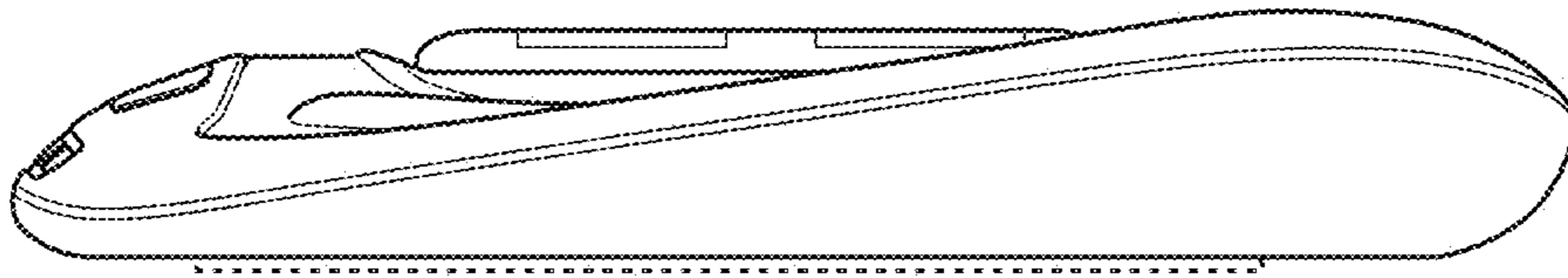
[1.2]



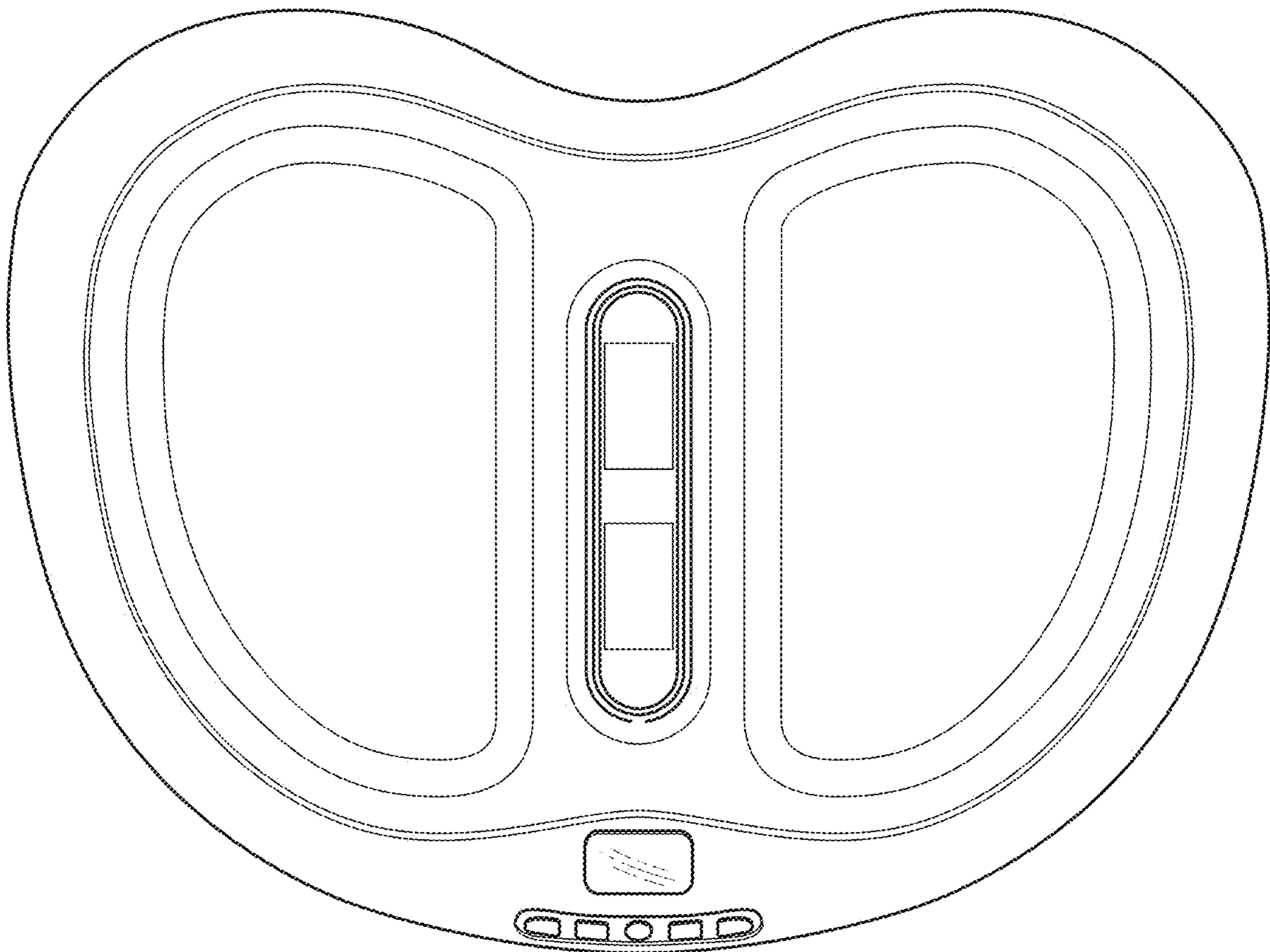
[1.3]



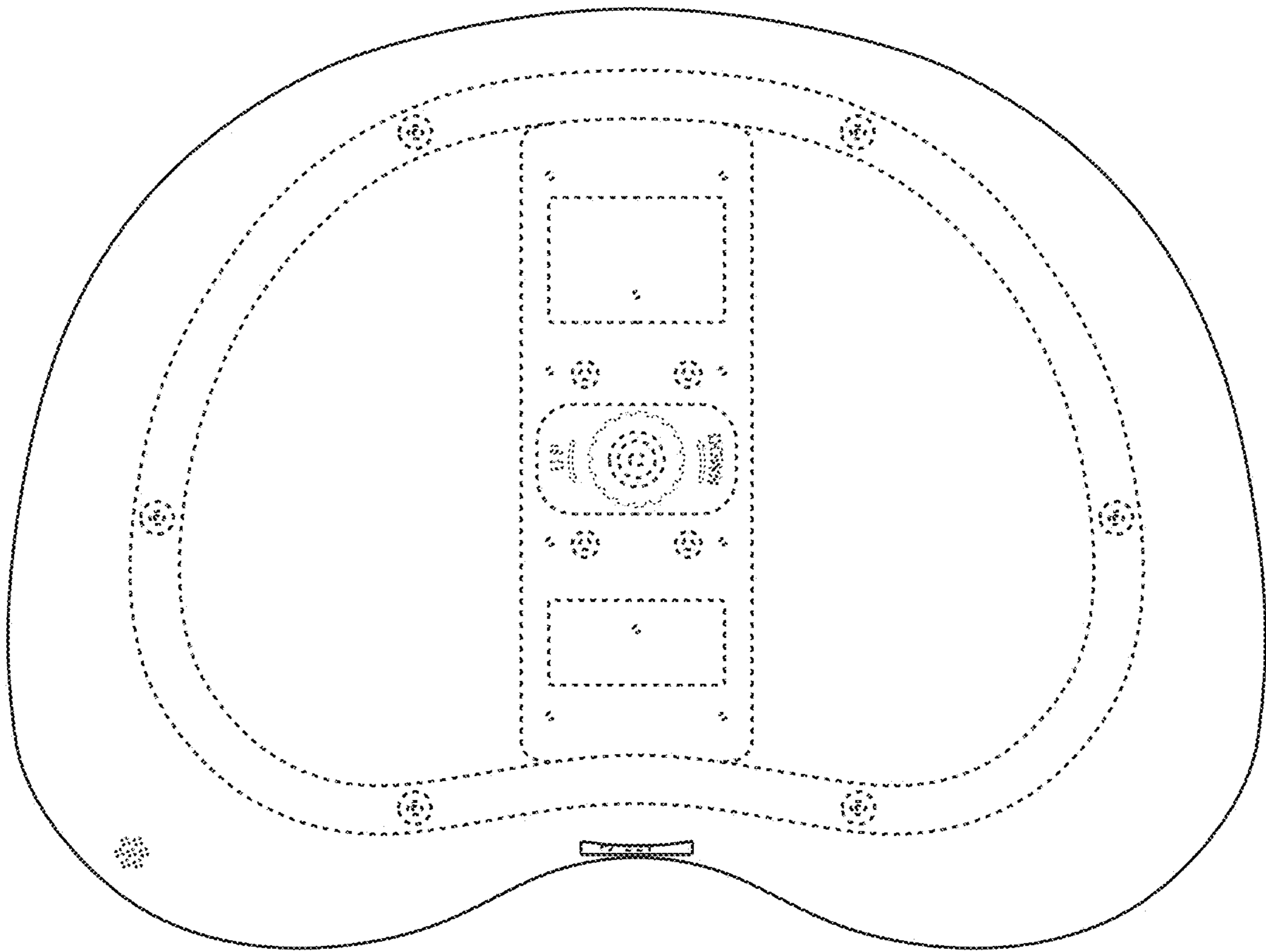
[1.4]



[1.5]



[1.6]



[1.7]