



US00D982113S

(12) **United States Design Patent**
Schmitt

(10) **Patent No.:** **US D982,113 S**
(45) **Date of Patent:** **** Mar. 28, 2023**

(54) **GOLF TRAINING APPARATUS**
(71) Applicant: **Daniel E. Schmitt**, Ponte Vedra Beach,
FL (US)
(72) Inventor: **Daniel E. Schmitt**, Ponte Vedra Beach,
FL (US)
(**) Term: **15 Years**

(21) Appl. No.: **29/763,421**
(22) Filed: **Dec. 22, 2020**
(51) **LOC (14) Cl.** **21-02**
(52) **U.S. Cl.**
USPC **D21/791**
(58) **Field of Classification Search**
USPC D21/789, 791
CPC . A63B 69/36; A63B 69/3667; A63B 69/3673;
A63B 69/385
See application file for complete search history.

(56) **References Cited**

U.S. PATENT DOCUMENTS

3,384,377	A *	5/1968	Stipp	A63B 69/3667	473/218
3,934,874	A *	1/1976	Henderson	A63B 69/3676	473/267
4,023,810	A	5/1977	Lorang		
4,037,847	A *	7/1977	Lorang	A63B 69/3608	473/269
4,045,033	A	8/1977	Schuman		
4,657,258	A *	4/1987	Melov	A63B 69/3667	473/272
4,779,796	A *	10/1988	Lai	A63B 69/3652	473/279
4,917,385	A *	4/1990	Brown	A63B 69/3667	473/273
4,925,192	A	5/1990	Forbes		
5,005,837	A *	4/1991	Urta Martinez ...	A63B 69/3652	473/279

5,083,789	A *	1/1992	Hickson	A63B 69/3667	473/272
5,162,028	A *	11/1992	Wilkinson	A63B 23/0458	482/52
5,340,111	A *	8/1994	Froelich	A63B 69/3652	473/279
5,527,042	A *	6/1996	Spriddle	A63B 69/3652	473/279
D380,518	S *	7/1997	Barton	D21/791	

(Continued)

OTHER PUBLICATIONS

Golf stance training aid google search; google.com; Aug. 6, 2022.*
(Continued)

Primary Examiner — Mitchell I. Siegel
(74) *Attorney, Agent, or Firm* — Mark D. Bowen, Esq.;
Malin Haley DiMaggio & Bowen, P.A.

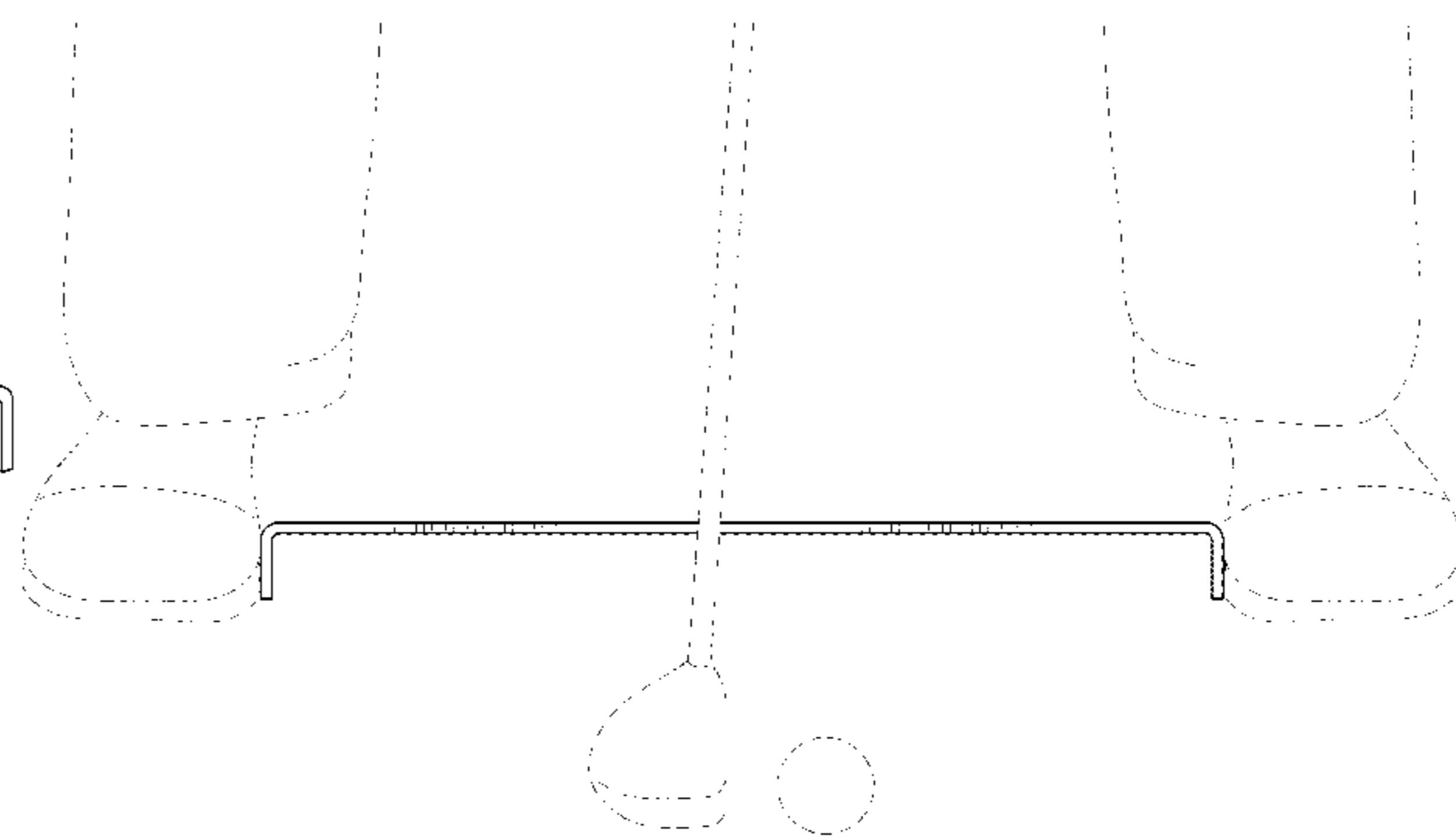
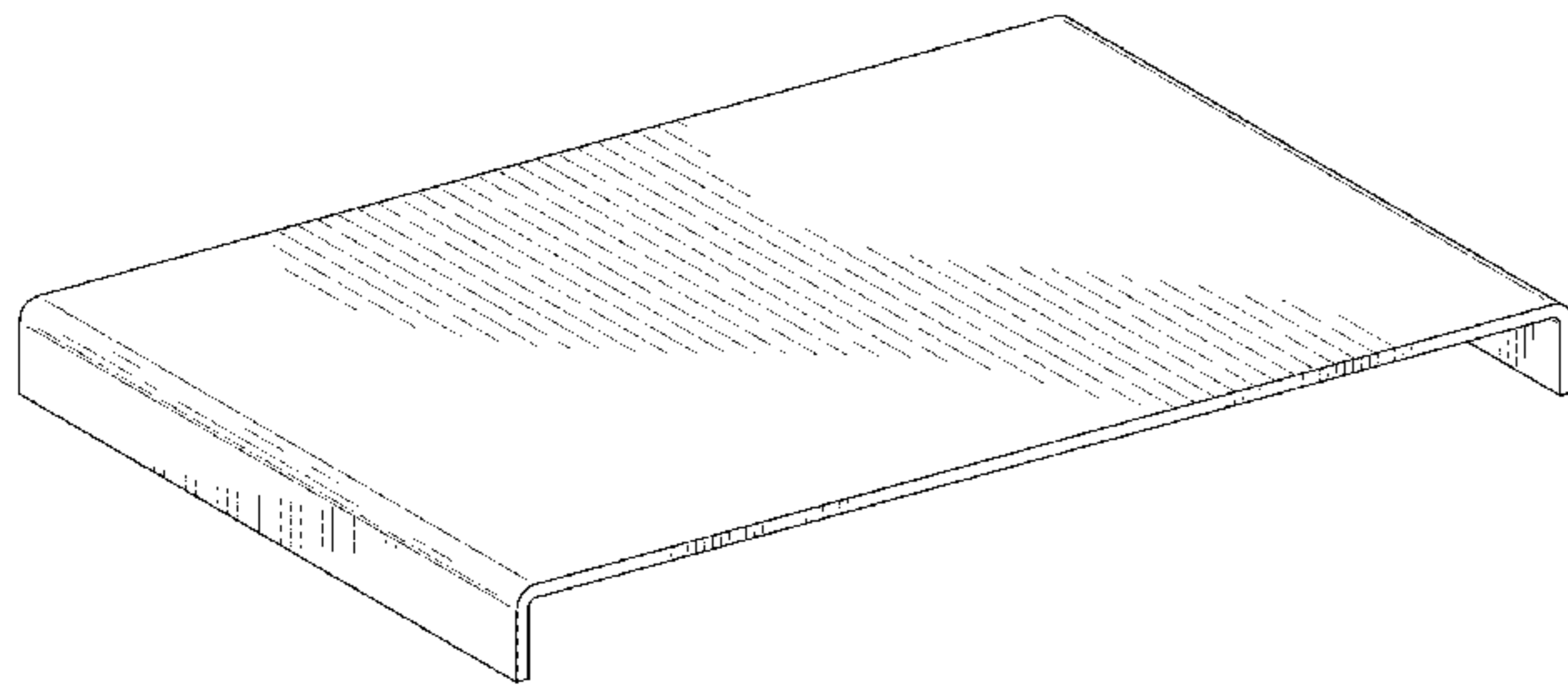
(57) **CLAIM**

The ornamental design for a golf training apparatus, as shown and described.

DESCRIPTION

FIG. 1 is a top perspective view of a golf training apparatus in accordance with the present invention; FIG. 2 is a bottom perspective view thereof; FIG. 3 is a top view thereof; FIG. 4 is a bottom view thereof; FIG. 5 is a left-side view thereof, with the right-side view being identical; FIG. 6 is a front view thereof, with the rear view being identical; and, FIG. 7 is a front view thereof illustrating the environment associated with the claimed design. The broken lines in FIG. 7 illustrating a golfer are directed to environment for illustrative purposes only and form no part of the claimed design.

1 Claim, 6 Drawing Sheets



(56)

References Cited

U.S. PATENT DOCUMENTS

5,683,306 A * 11/1997 Tait A63B 69/3652
473/279

5,839,968 A 11/1998 Latella

5,976,027 A * 11/1999 Kachmar A63B 69/3667
473/273

6,033,317 A * 3/2000 Beam A63B 69/3652
473/279

6,077,169 A * 6/2000 Florian A63B 69/3661
473/270

6,723,004 B1 * 4/2004 Florian A63B 69/3667
473/270

D491,246 S * 6/2004 Walsh D21/791

6,790,166 B2 * 9/2004 Broudy A63B 69/0057
473/459

7,677,988 B2 * 3/2010 McMillan A63B 69/3661
473/266

7,758,444 B2 * 7/2010 Crossley A63B 69/3652
473/279

7,901,304 B1 * 3/2011 Moore A63B 69/3673
473/409

8,221,271 B1 * 7/2012 McIntyre A63B 69/0002
473/272

8,465,399 B2 * 6/2013 Tommy, Jr. A63B 71/0054
482/142

9,155,954 B2 * 10/2015 Newman A63B 69/3673

9,486,683 B2 * 11/2016 Goodgame A63B 69/0002

D777,864 S * 1/2017 Shirakawa D21/791

D855,723 S * 8/2019 Sjostrom D21/791

11,167,194 B1 * 11/2021 Schmitt A63B 69/3667

11,325,015 B1 * 5/2022 Modawell A63B 26/003

2002/0111225 A1 * 8/2002 Sobol A63B 69/3661
473/278

2002/0128084 A1 * 9/2002 Lee A63B 57/0006
473/134

2002/0128133 A1 * 9/2002 Broudy A63B 22/14
482/146

2004/0082399 A1 * 4/2004 Shioda A63B 69/3673
473/270

2005/0113182 A1 * 5/2005 Kim A63B 69/3652
473/279

2006/0046864 A1 * 3/2006 Pagano A63B 69/3667
473/270

2008/0020856 A1 * 1/2008 Rosa A63B 69/3673
473/269

2009/0029789 A1 * 1/2009 Davies A63B 69/3667
473/218

OTHER PUBLICATIONS

Golf training apparatus google search; google.com; Aug. 6, 2022.*

DownUnder board 2.0 golf swing training aid; amazon.com; Aug. 6, 2022.*

* cited by examiner

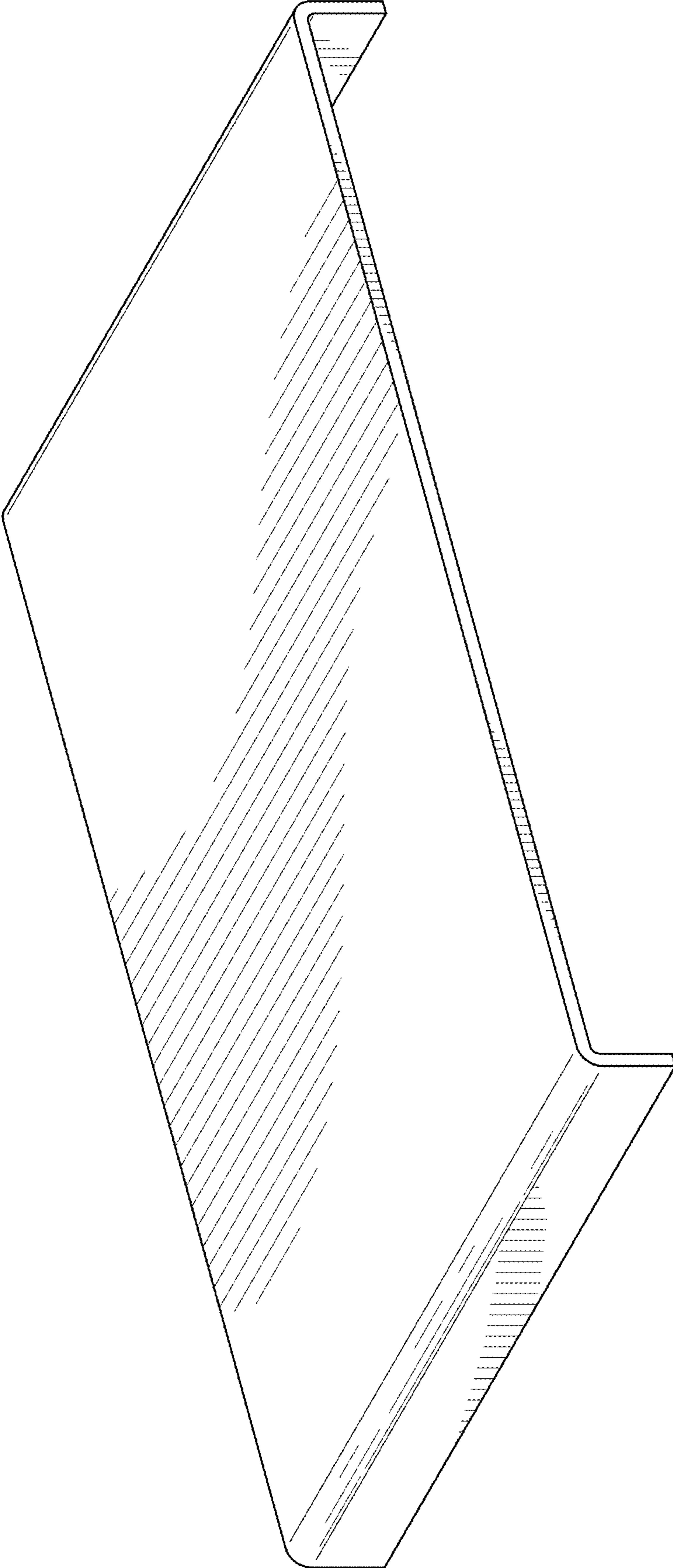


FIG. 1

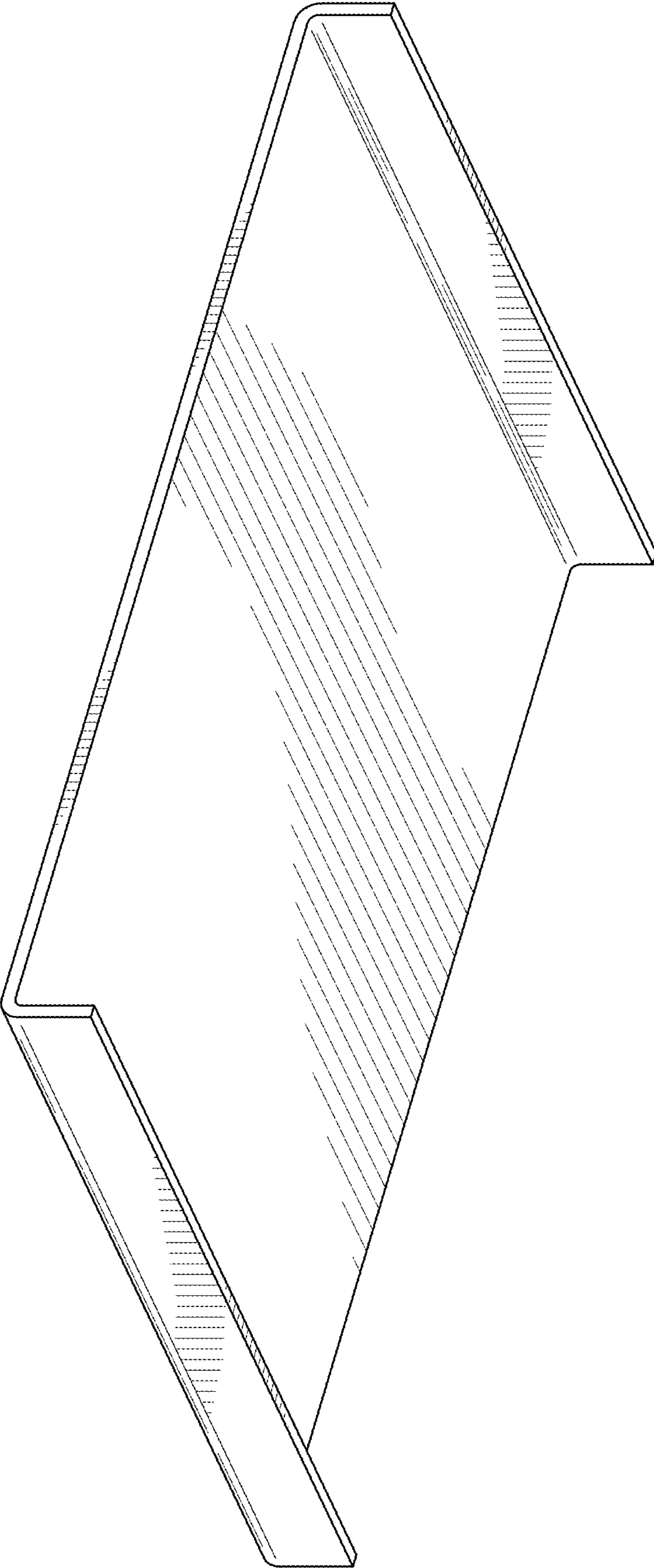


FIG. 2




FIG. 3




FIG. 4

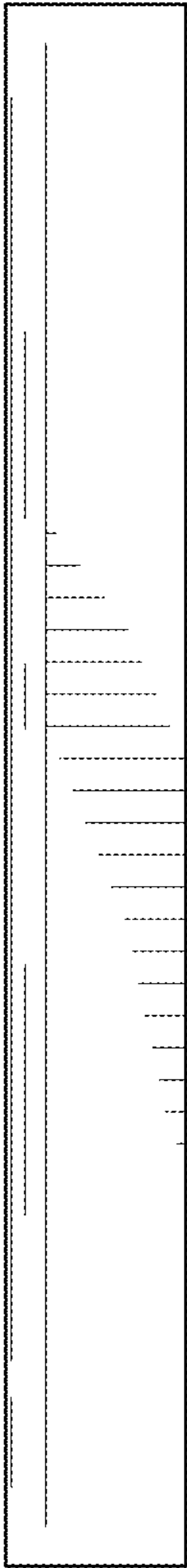


FIG. 5




FIG. 6

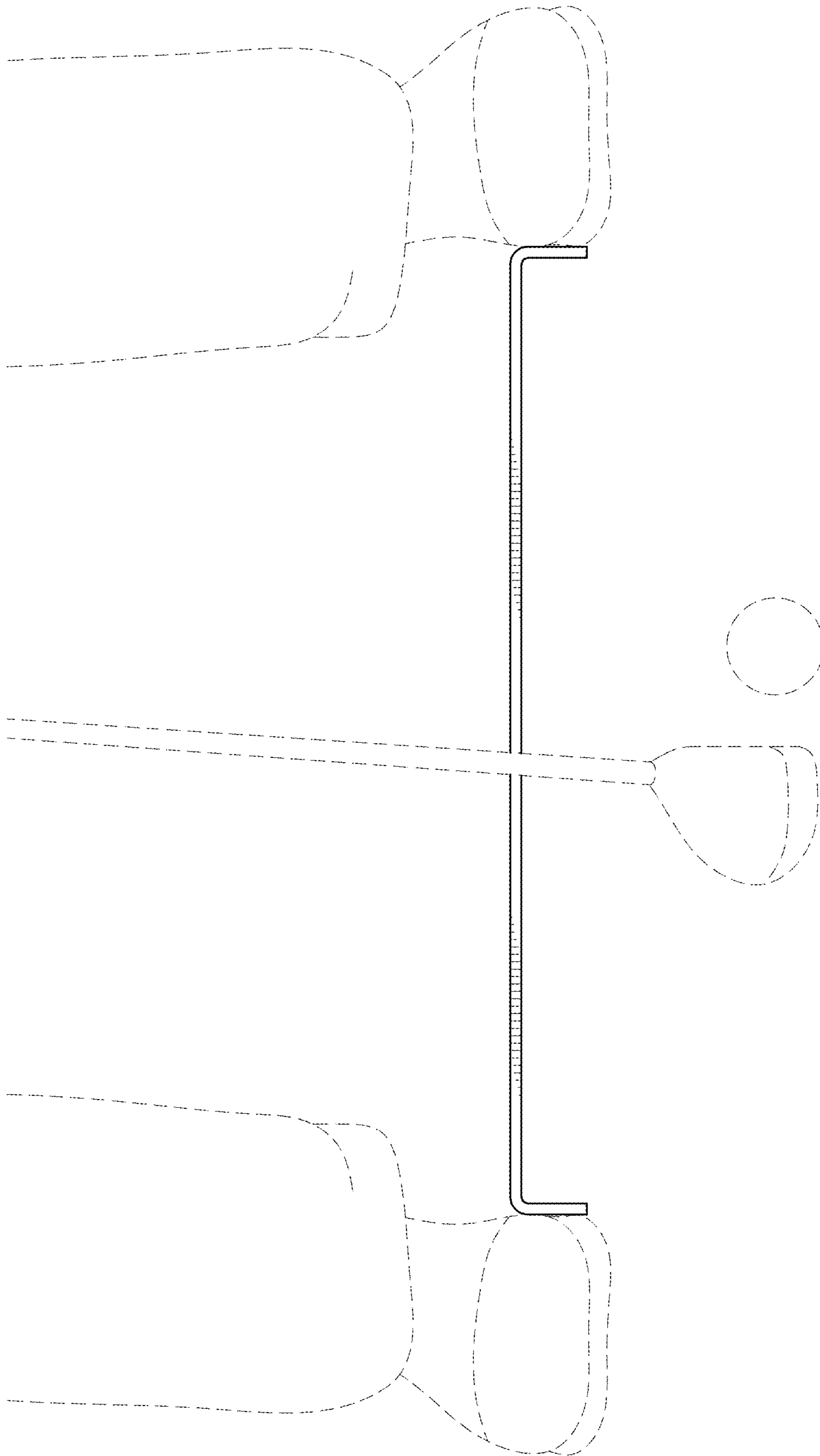


FIG. 7