



US00D982083S

(12) **United States Design Patent** (10) **Patent No.:** **US D982,083 S**
Ge (45) **Date of Patent:** **** Mar. 28, 2023**

(54) **STICKER**
(71) Applicant: **Qiaoling Ge**, Shenzhen (CN)
(72) Inventor: **Qiaoling Ge**, Shenzhen (CN)
(**) Term: **15 Years**
(21) Appl. No.: **29/844,615**

5,308,120 A * 5/1994 Thompson B42D 15/00
283/70
D361,388 S * 8/1995 Bischel D25/55
5,557,996 A * 9/1996 Reber B26B 29/06
30/292
D414,563 S * 9/1999 Dobija D25/60
D423,590 S * 4/2000 Muhlack D20/10
6,079,177 A * 6/2000 Halchuck E04B 9/22
52/506.1

(Continued)

(22) Filed: **Jun. 30, 2022**
(51) **LOC (14) Cl.** **19-08**
(52) **U.S. Cl.**
USPC **D20/11**
(58) **Field of Classification Search**
USPC D20/10, 11, 19, 22, 23, 27, 40, 42, 99;
D19/5; D5/55, 56, 58, 59, 60, 61, 62, 63,
D5/99
CPC . G09F 3/16; G09F 3/204; G09F 3/207; G09F
3/205; G09F 3/208; G09F 3/185; G09F
3/18; G09F 3/10; G09F 3/0288; G09F
2003/0201; G09F 2003/0264; G09F
2003/0276; G09F 2003/0285; B32B
2451/00; B44C 1/1733; B44C 1/18; B44C
1/24

See application file for complete search history.

(56) **References Cited**
U.S. PATENT DOCUMENTS

D23,224 S * 4/1894 Langenbach 52/630
D63,421 S * 12/1923 Lord D5/58
D71,611 S * 12/1926 Lipsius D5/60
D146,745 S * 5/1947 Raphaels D5/58
3,906,132 A * 9/1975 Uhl B32B 37/18
428/152
4,778,706 A * 10/1988 Katz B32B 5/024
428/906.6
5,296,279 A * 3/1994 Birnbaum G09F 3/10
428/56
D345,765 S * 4/1994 Fritz D20/42

OTHER PUBLICATIONS

Frosted window cling square pattern, posted at amazon.com, posted on Aug. 11, 2020, site visited Sep. 10, 2022. online, available from internet: <https://www.amazon.com/Viseeko-Covering-Adhesive-Blocking-78-7Inches/dp/B08FMCXZ1L/> (Year: 2020).*

Primary Examiner — Catherine Ho
(74) *Attorney, Agent, or Firm* — Che-Yang Chen; Law Office of Michael Chen

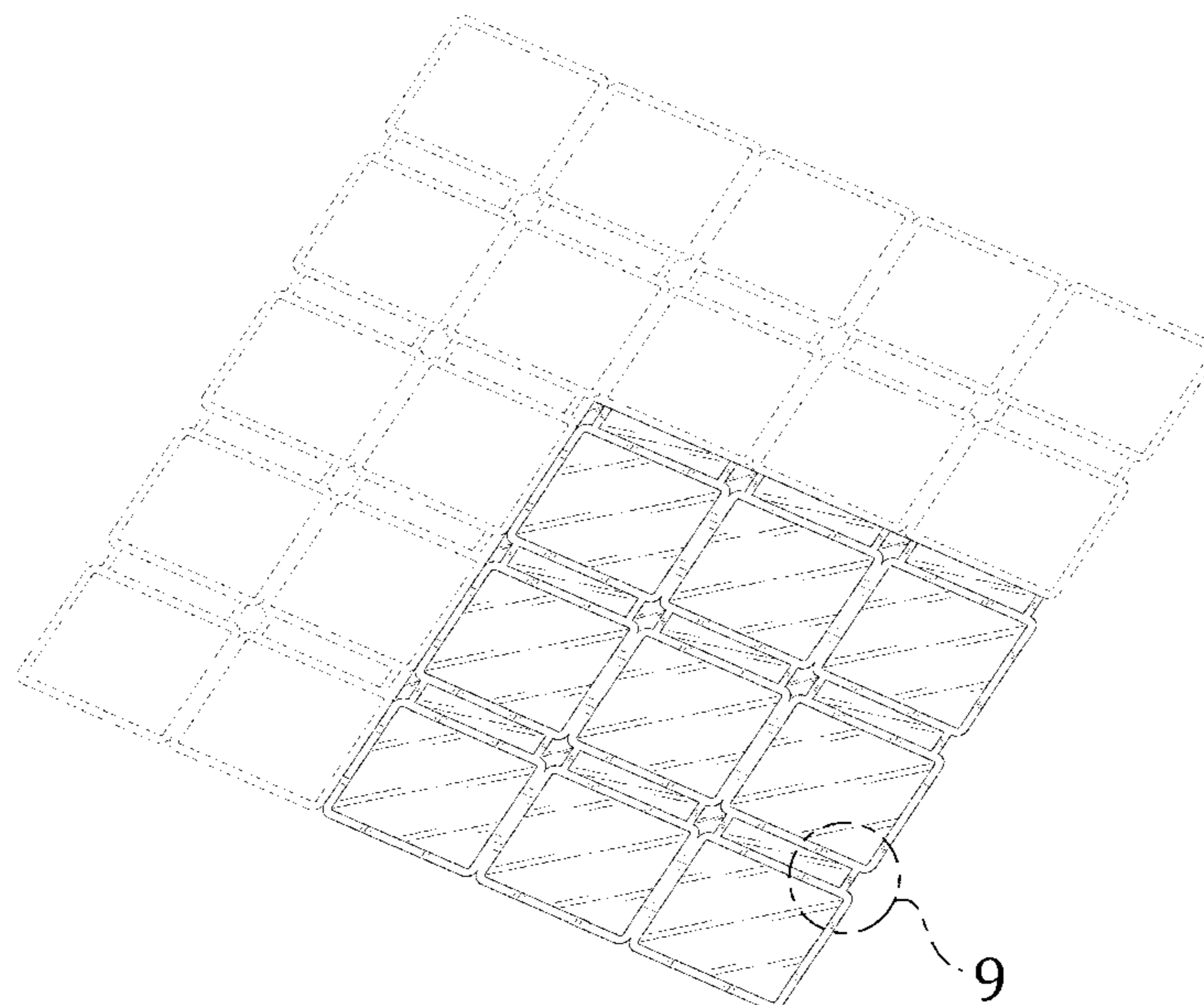
(57) **CLAIM**

The ornamental design for a sticker, as shown and described.

DESCRIPTION

FIG. 1 is a front perspective view of a sticker, showing my new design;
FIG. 2 is a rear perspective view thereof;
FIG. 3 is a front elevational view thereof;
FIG. 4 is a rear elevational view thereof;
FIG. 5 is a left side elevational view thereof;
FIG. 6 is a right side elevational view thereof;
FIG. 7 is a top plan view thereof;
FIG. 8 is a bottom plan view thereof; and,
FIG. 9 is an enlarged detailed view of the encircled area 9 in FIG. 1.
The broken lines shown in the drawings represent portions of the sticker that form no part of the claimed design.

1 Claim, 9 Drawing Sheets



(56)

References Cited

U.S. PATENT DOCUMENTS

6,327,910 B1 * 12/2001 Beall F26B 25/185
73/598
7,732,031 B1 * 6/2010 Albers G09F 3/10
428/40.1
D626,753 S * 11/2010 Steeman D5/58
D628,394 S * 12/2010 Steeman D5/58
D629,214 S * 12/2010 Steeman D5/46
D629,619 S * 12/2010 Steeman D5/46
D632,499 S * 2/2011 Chen D5/58
D637,408 S * 5/2011 Steeman D5/58
D637,409 S * 5/2011 Steeman D5/58
D643,981 S * 8/2011 Wildeman D5/56
D644,443 S * 9/2011 Mignot D5/58
D645,259 S * 9/2011 Steeman D5/58
D651,809 S * 1/2012 Steeman D5/58
D661,908 S * 6/2012 Steeman D5/58
D672,968 S * 12/2012 Steeman D5/58
D688,470 S * 8/2013 Jidam D5/58
D691,817 S * 10/2013 Steeman D5/58
D770,187 S * 11/2016 Hedbratt D5/56
D804,829 S * 12/2017 Austin D5/58

D816,870 S 5/2018 William
D887,757 S * 6/2020 Tan D6/705.5
D896,013 S * 9/2020 Tan D6/703.3
D898,382 S * 10/2020 Delaney D5/58
D939,681 S * 12/2021 Zheng D23/365
2006/0076731 A1 * 4/2006 Lee A63F 9/10
273/153 R
2011/0123752 A1 * 5/2011 Meilis G09F 3/02
428/40.1
2012/0094064 A1 * 4/2012 Sato C09J 7/38
264/154
2013/0153137 A1 * 6/2013 Loescher B32B 7/06
156/247
2014/0130657 A1 * 5/2014 Pilpel B32B 27/286
156/308.2
2015/0322297 A1 * 11/2015 Yeh C09J 7/381
428/343
2016/0200481 A1 * 7/2016 Tomlinson G09F 3/02
156/60
2017/0092160 A1 * 3/2017 Kruchko B32B 3/10
2019/0139459 A1 * 5/2019 Tomlinson B05D 1/00
2020/0312197 A1 * 10/2020 Smith B42D 5/04
2021/0292611 A1 * 9/2021 Higuchi B32B 7/06

* cited by examiner

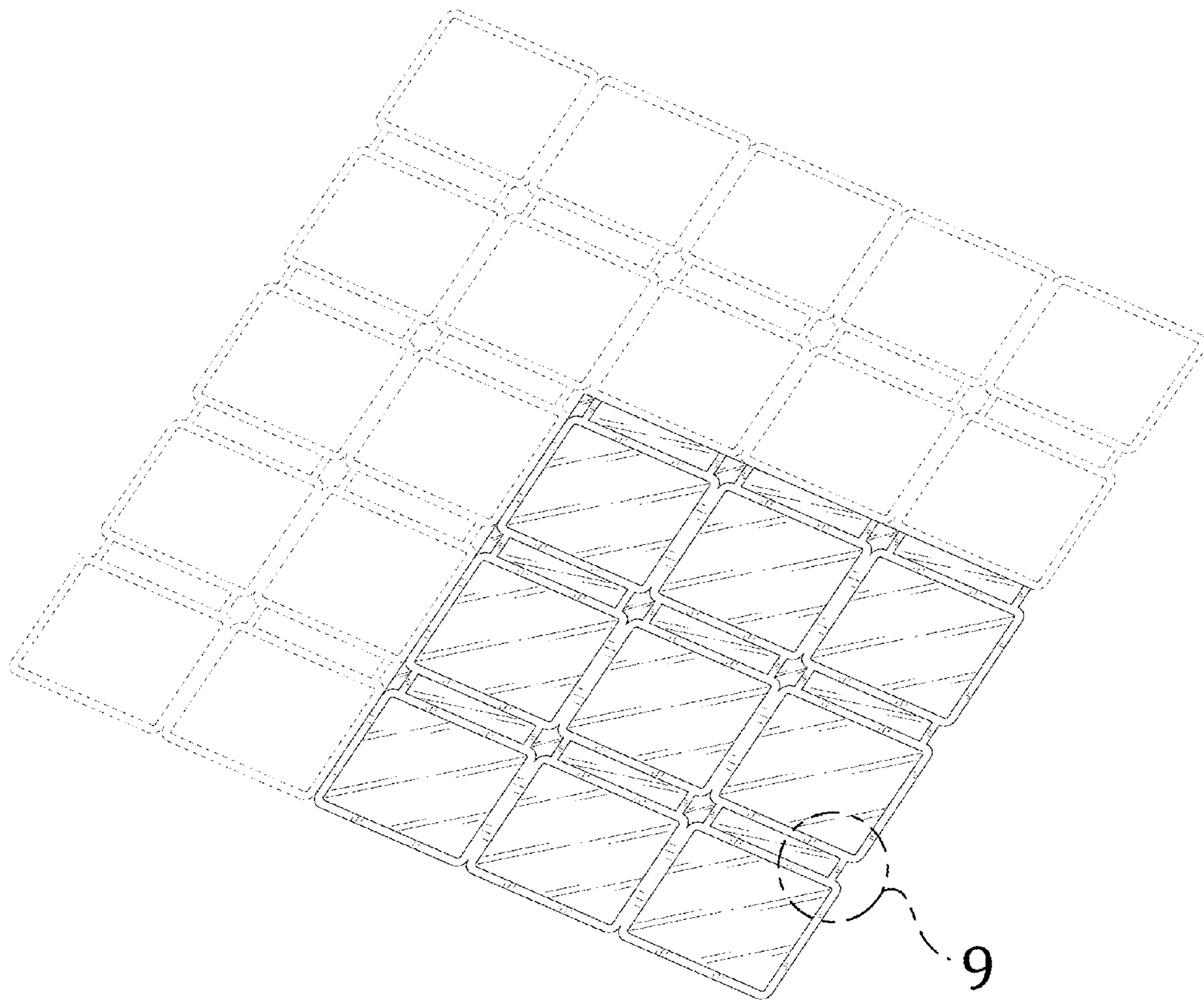


FIG. 1

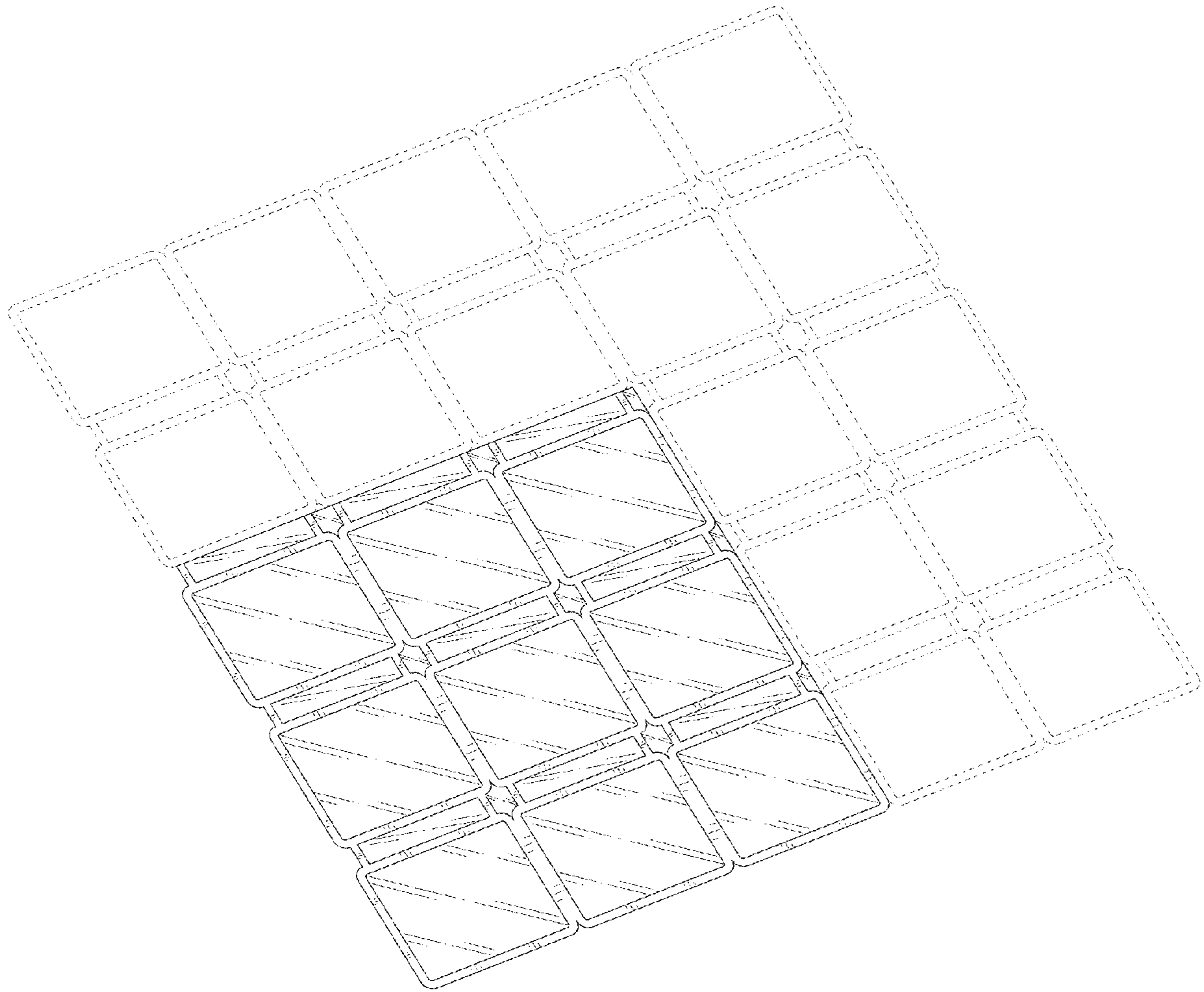


FIG. 2




FIG. 3




FIG. 4

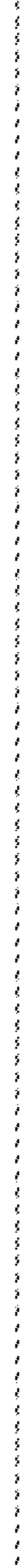


FIG. 5



FIG. 6




FIG. 7




FIG. 8

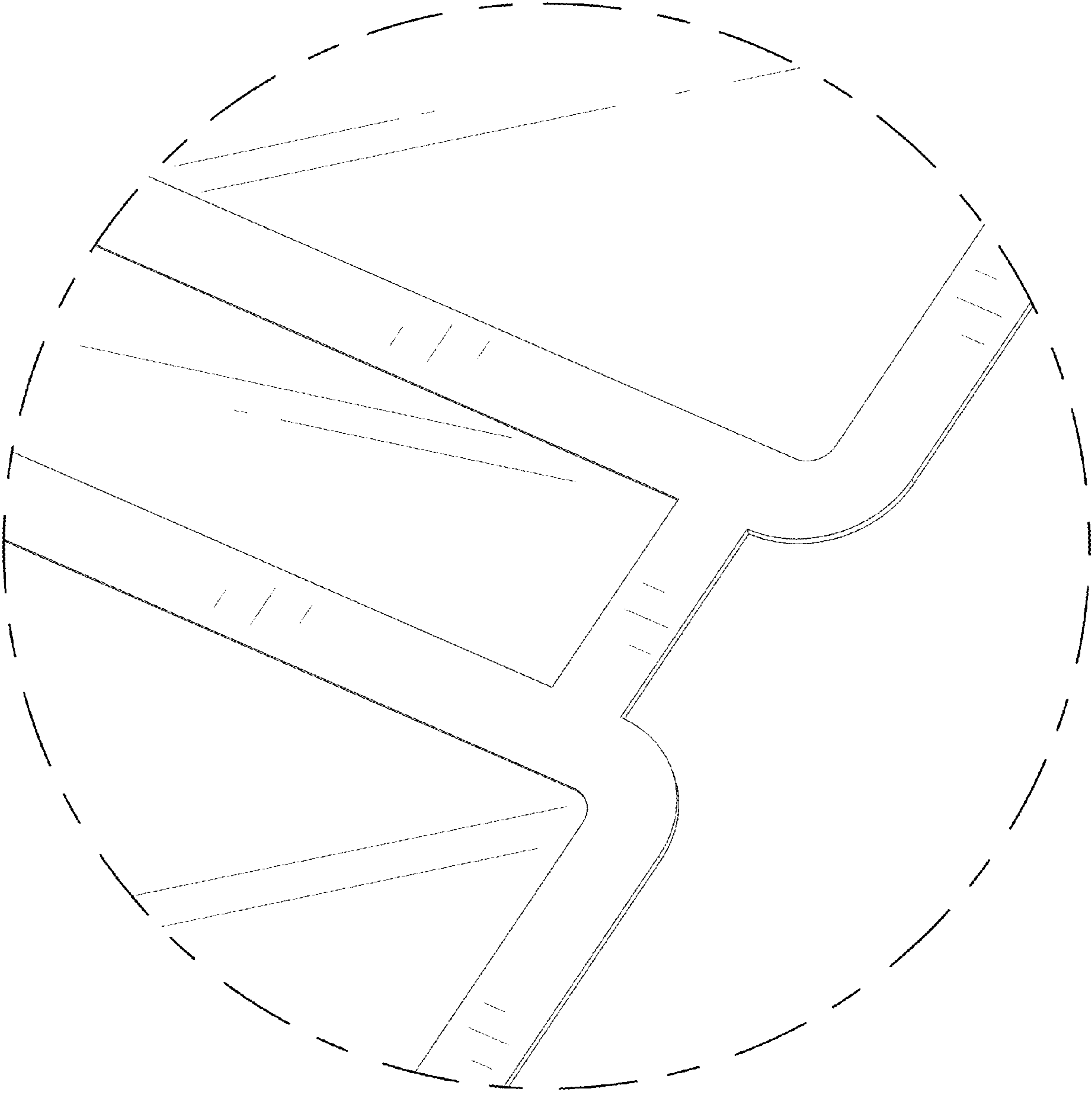


FIG. 9