



US00D982053S

(12) **United States Design Patent**
Liu

(10) **Patent No.:** **US D982,053 S**
(45) **Date of Patent:** **** *Mar. 28, 2023**

(54) **CONTACT LENS**

(71) Applicant: **PEGAVISION CORPORATION**,
Taoyuan (TW)

(72) Inventor: **Yu-Hsiu Liu**, Taoyuan (TW)

(73) Assignee: **PEGAVISION CORPORATION**,
Taoyuan (TW)

(*) Notice: This patent is subject to a terminal disclaimer.

(**) Term: **15 Years**

(21) Appl. No.: **29/785,749**

(22) Filed: **May 27, 2021**

(30) **Foreign Application Priority Data**

Jan. 29, 2021 (TW) 110300588

(51) **LOC (14) Cl.** **16-06**

(52) **U.S. Cl.**
USPC **D16/101**

(58) **Field of Classification Search**
USPC D16/100, 101, 300, 303-304, 309,
D16/311-315, 317, 330, 331, 342;
D29/105-107, 110
CPC G02C 7/04; G02C 7/041; G02C 7/042;
G02C 7/043; G02C 7/044; G02C 7/045;
G02C 7/046; G02C 7/048; G02C 7/047;
(Continued)

(56) **References Cited**

U.S. PATENT DOCUMENTS

5,160,463 A * 11/1992 Evans B29D 11/00057
264/2.6
6,196,683 B1 * 3/2001 Quinn G02C 7/046
351/159.02

(Continued)

FOREIGN PATENT DOCUMENTS

CN 305905525 S 7/2020
EM 007568845-0012 * 5/2020

(Continued)

OTHER PUBLICATIONS

Lens Nine—Artis Zico Camo, product availability unknown [online], review date Sep. 21, 2021 [online], [site visited Sep. 21, 2022]:URL:<<https://www.lenssupermart.com/collections/all/products/lens-nine-artis-zico-camo>> (Year: 2021).*

Primary Examiner — Bao-Yen T Nguyen

Assistant Examiner — Loryn K. LeBlanc

(74) *Attorney, Agent, or Firm* — CKC & Partners Co., LLC

(57) **CLAIM**

The ornamental design for a contact lens, as shown and described.

DESCRIPTION

The patent or application file contains at least one drawing executed in color. Copies of this patent or patent application publication with color drawing(s) will be provided by the Office upon request and payment of the necessary fee.

FIG. 1 is a front, top perspective view of a contact lens showing my new design;

FIG. 2 is a front elevational view thereof;

FIG. 3 is a rear elevational view thereof;

FIG. 4 is a left side elevational view thereof;

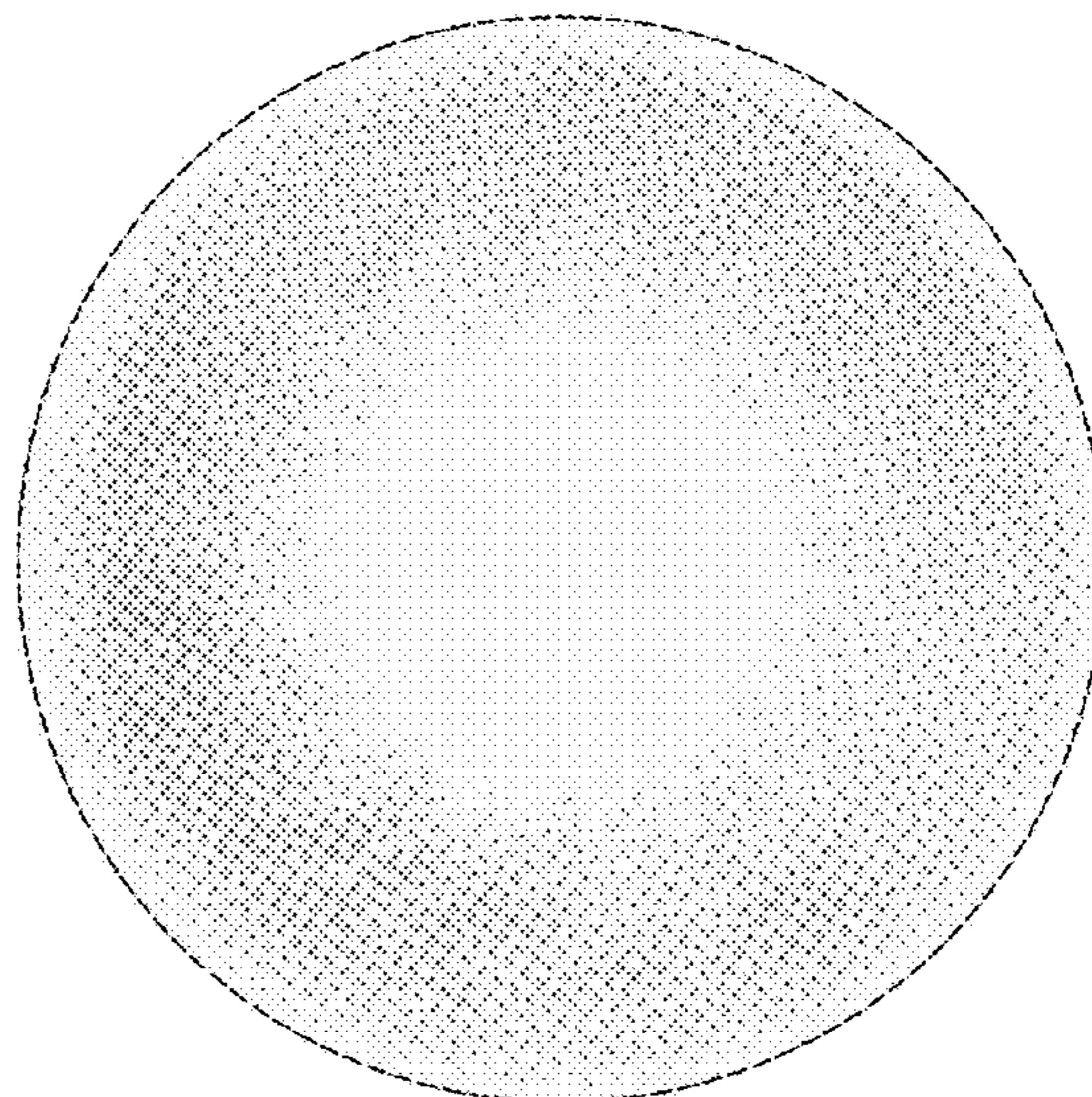

FIG. 5 is a right side elevational view thereof;

FIG. 6 is a top plan view thereof; and,

FIG. 7 is a bottom plan view thereof.

The broken lines shown in the figure Drawings that are immediately adjacent to the unshaded areas represent the bounds of the claim; the broken lines form no part of the claimed design.

1 Claim, 7 Drawing Sheets
(7 of 7 Drawing Sheet(s) Filed in Color)



(58) **Field of Classification Search**

CPC ... G02C 7/049; A61M 2021/0044; A61F 9/00
See application file for complete search history.

(56) **References Cited**

U.S. PATENT DOCUMENTS

6,733,126 B2 * 5/2004 Streibig G02C 7/046
351/159.28
6,767,097 B2 * 7/2004 Streibig G02C 7/046
351/159.28
7,278,736 B2 * 10/2007 Ocampo G02C 7/046
351/159.28
D660,893 S * 5/2012 Wang D16/101
9,995,947 B2 * 6/2018 Blum G02C 7/049
D824,444 S * 7/2018 Day D16/101
D829,253 S * 9/2018 Day D16/101
D829,795 S * 10/2018 Day D16/101
2002/0057416 A1 * 5/2002 Streibig B29D 11/00903
351/159.24
2005/0185134 A1 * 8/2005 Ocampo G02C 7/046
351/159.28
2006/0158610 A1 * 7/2006 Streibig B41M 1/34
351/159.66

FOREIGN PATENT DOCUMENTS

JP D1657586 * 4/2020
KR 301007517.0000 * 5/2019

* cited by examiner




Fig. 1




Fig. 2




Fig. 3




Fig. 4




Fig. 5




Fig. 6




Fig. 7