



US00D982037S

(12) **United States Design Patent**
Segerud et al.

(10) **Patent No.:** **US D982,037 S**
(45) **Date of Patent:** **** Mar. 28, 2023**

(54) **DISPLAY SCREEN OR PORTION THEREOF WITH ANIMATED GRAPHICAL USER INTERFACE**

(71) Applicant: **VOLVO CAR CORPORATION**,
Gothenburg (SE)

(72) Inventors: **Linus Segerud**, Landvetter (SE); **Kevin Orende**, Gothenburg (SE); **Sara Jange**, Gothenburg (SE)

(73) Assignee: **VOLVO CAR CORPORATION**,
Gothenburg (SE)

(**) Term: **15 Years**

(21) Appl. No.: **29/774,011**

(22) Filed: **Mar. 12, 2021**

(30) **Foreign Application Priority Data**

Sep. 25, 2020 (EM) 008183586-0001

(51) **LOC (14) Cl.** **14-04**

(52) **U.S. Cl.**
USPC **D14/492**

(58) **Field of Classification Search**
USPC D14/485-495
CPC B60K 2370/1438; B60K 2370/11; B60K 2370/146

See application file for complete search history.

(56) **References Cited**

U.S. PATENT DOCUMENTS

D583,387 S	*	12/2008	Chen	D14/488
D607,005 S	*	12/2009	Ording	D14/488
D625,323 S	*	10/2010	Matsushima	D14/487
D641,372 S	*	7/2011	Gardner	D14/486
D643,438 S	*	8/2011	Gardner	D14/486
D667,018 S	*	9/2012	Clanton	D14/485
D679,283 S	*	4/2013	Lee	D14/486

D723,054 S	*	2/2015	Nagaoka	D14/486
D736,827 S	*	8/2015	Omiya	D14/488
D743,999 S	*	11/2015	Villamor	D14/488
D749,622 S	*	2/2016	Chaudhri	D14/488
D753,699 S	*	4/2016	Tsukamoto	D14/487
D754,719 S	*	4/2016	Zha	D14/488
D757,815 S	*	5/2016	Lv	D14/494
D761,293 S	*	7/2016	Wiesner	D14/486
D761,303 S	*	7/2016	Nelson	D14/488
D766,967 S	*	9/2016	Giovannini	D14/487
D772,904 S	*	11/2016	Ingenlath	D14/486
D795,281 S	*	8/2017	Kim	D14/491
D804,521 S	*	12/2017	Deets, Jr.	D14/488
D815,130 S	*	4/2018	Phillips	D14/488

(Continued)

Primary Examiner — Rachel A. Voorhies

(74) *Attorney, Agent, or Firm* — Calderon Safran & Cole PC

(57) **CLAIM**

The ornamental design for a display screen or portion thereof with animated graphical user interface, as shown and described.

DESCRIPTION

FIG. 1 is a first front sequential view of a display screen or portion thereof with graphical user interface, showing a first image of our new design;

FIG. 2 is a second sequential image thereof;

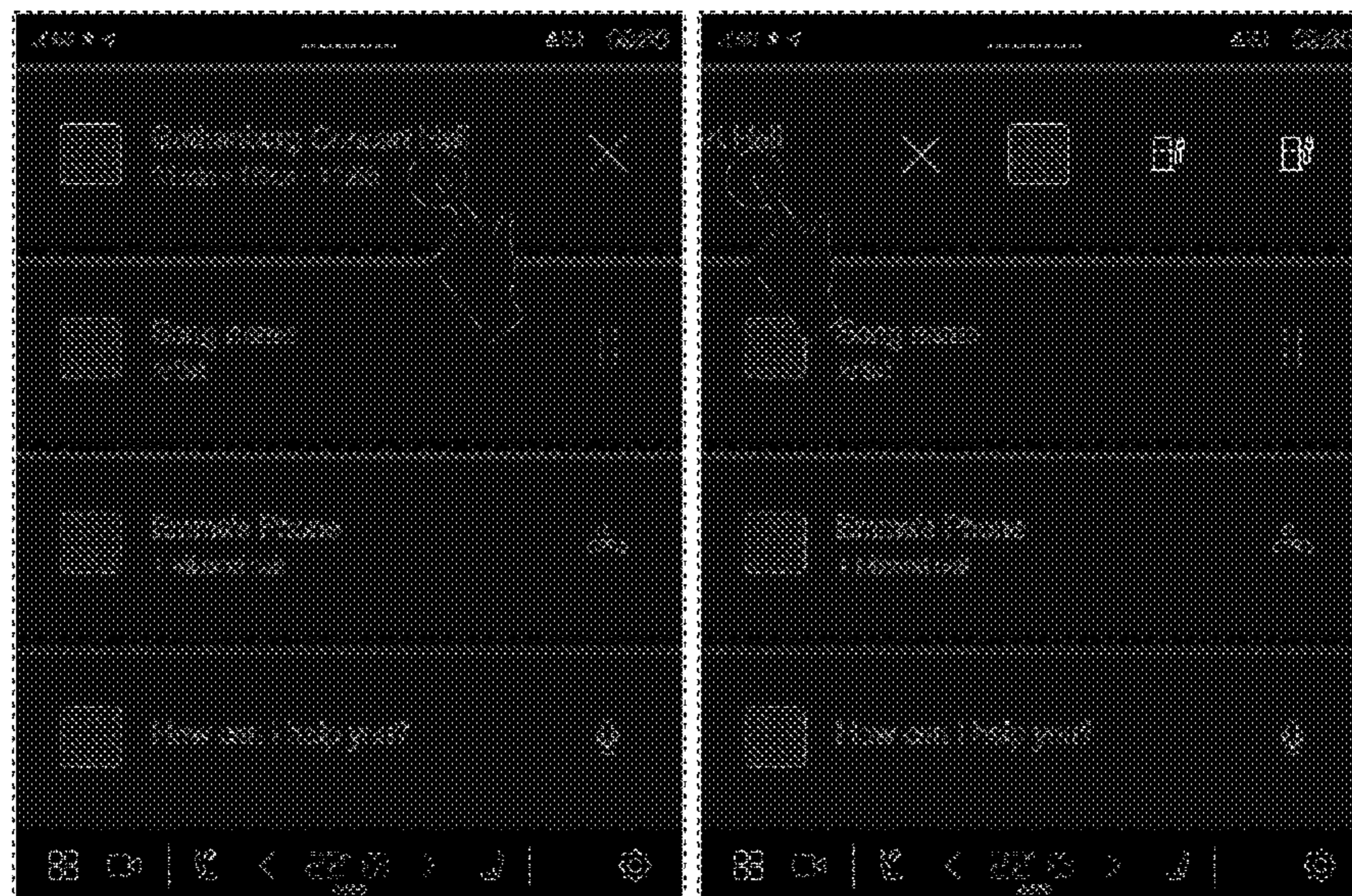
FIG. 3 is a third sequential image thereof; and,

FIG. 4 is a fourth sequential image thereof.

The appearance of the transitional image sequentially transitions between the images shown in FIGS. 1-4. The process or period in which one image transitions to another image forms no part of the claimed design.

The outermost broken lines illustrate a display screen or portion thereof and form no part of the claimed design. The remaining broken lines illustrate portions of a graphical user interface that form no part of the claimed design.

1 Claim, 4 Drawing Sheets



(56)

References Cited

U.S. PATENT DOCUMENTS

D816,110	S	*	4/2018	Choi	D14/488
D816,701	S	*	5/2018	Ball	D14/486
D839,882	S	*	2/2019	Han	D14/485
D849,026	S	*	5/2019	Anzures	D14/485
D857,052	S	*	8/2019	Kim	D14/486
D864,224	S	*	10/2019	Subrahmaniyan	D14/486
D931,303	S	*	9/2021	Jostrand	D14/485
D951,267	S	*	5/2022	Ganschow	D14/485
D960,171	S	*	8/2022	Joseph	D14/485
D960,915	S	*	8/2022	Deshpande	D14/486
D961,610	S	*	8/2022	Gravelle	D14/487
D967,155	S	*	10/2022	Omae	D14/486
2013/0211623	A1	*	8/2013	Thompson	B60L 3/0069 701/1

* cited by examiner

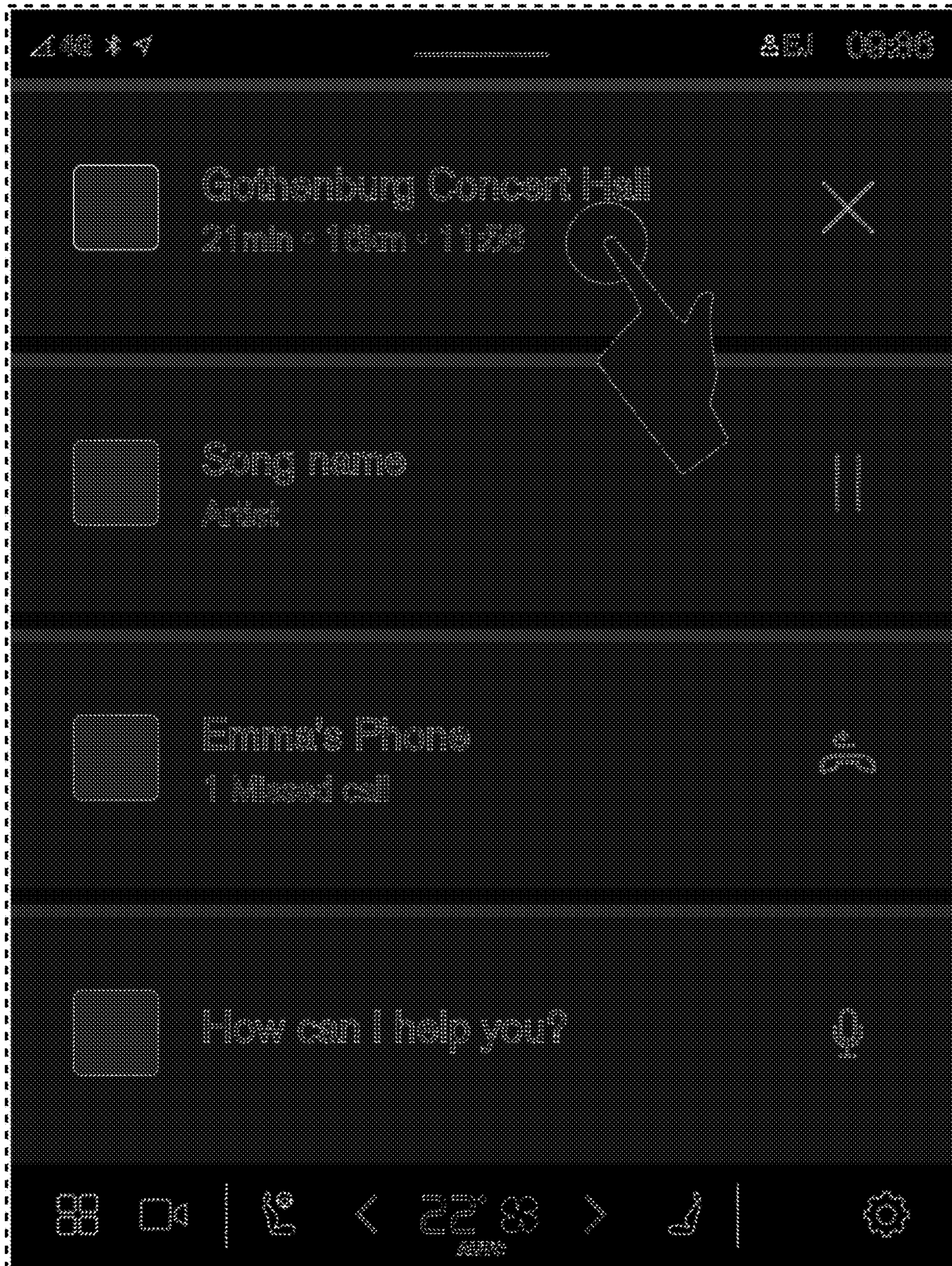


FIG. 1

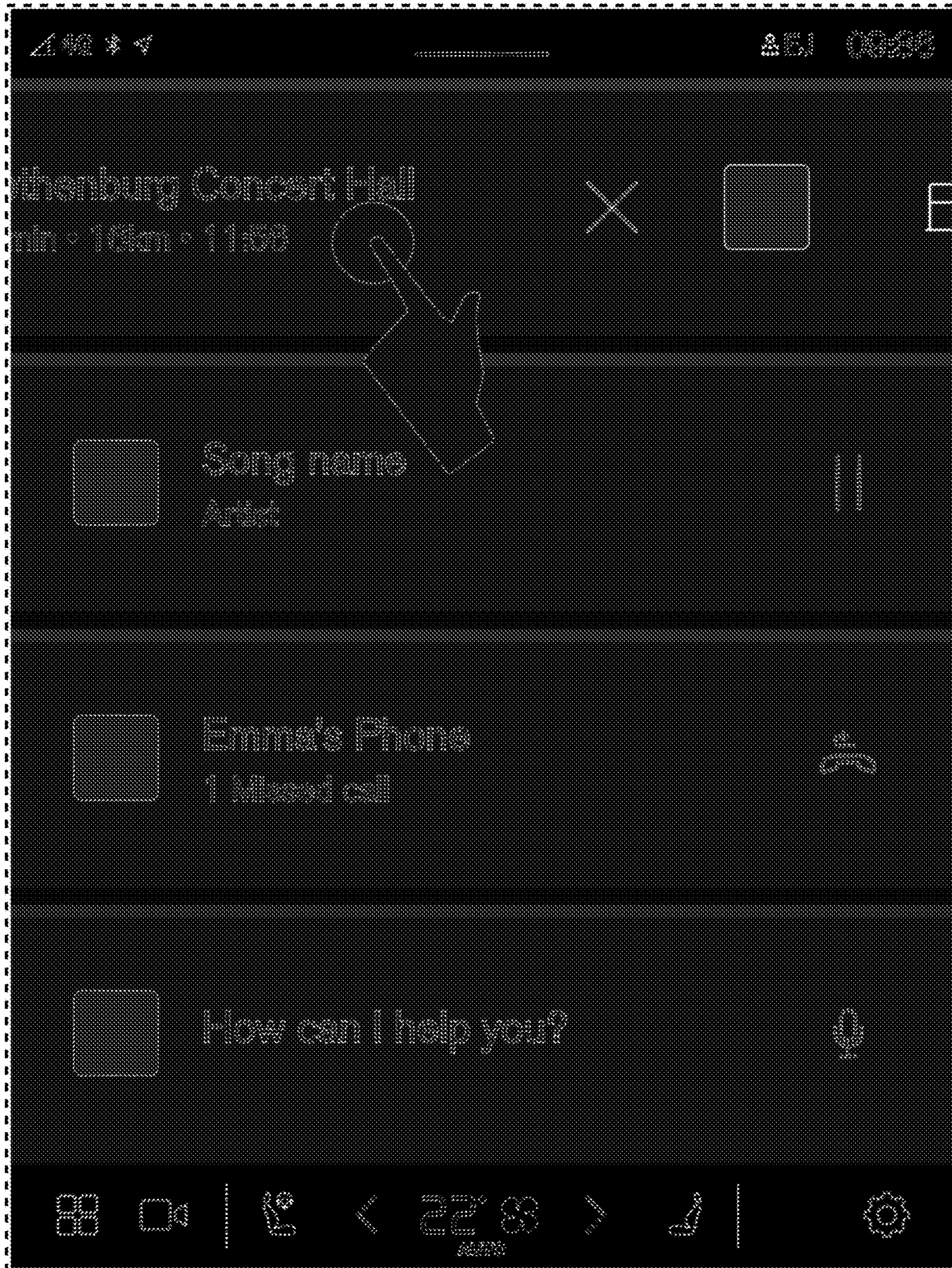


FIG. 2

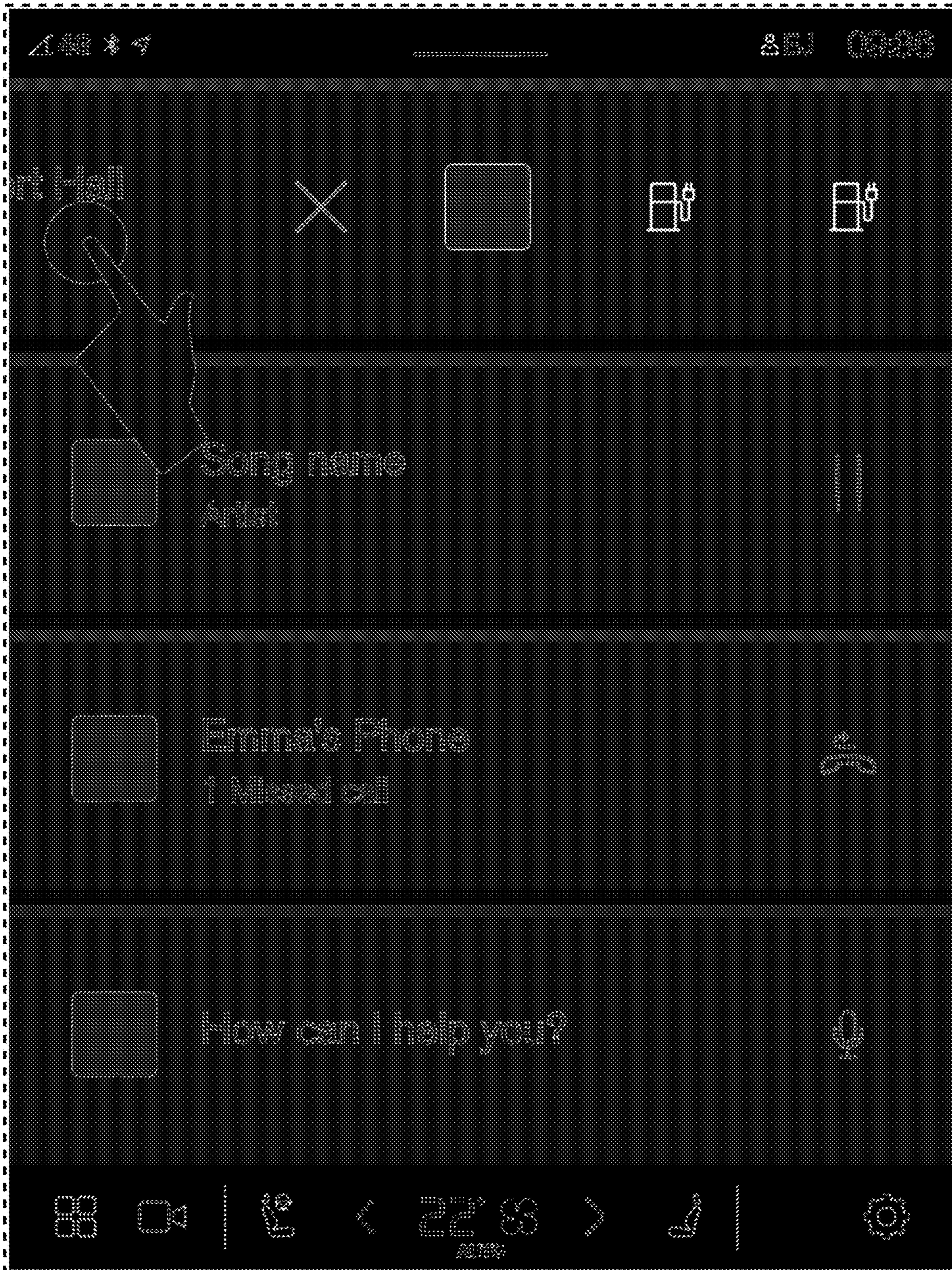


FIG. 3

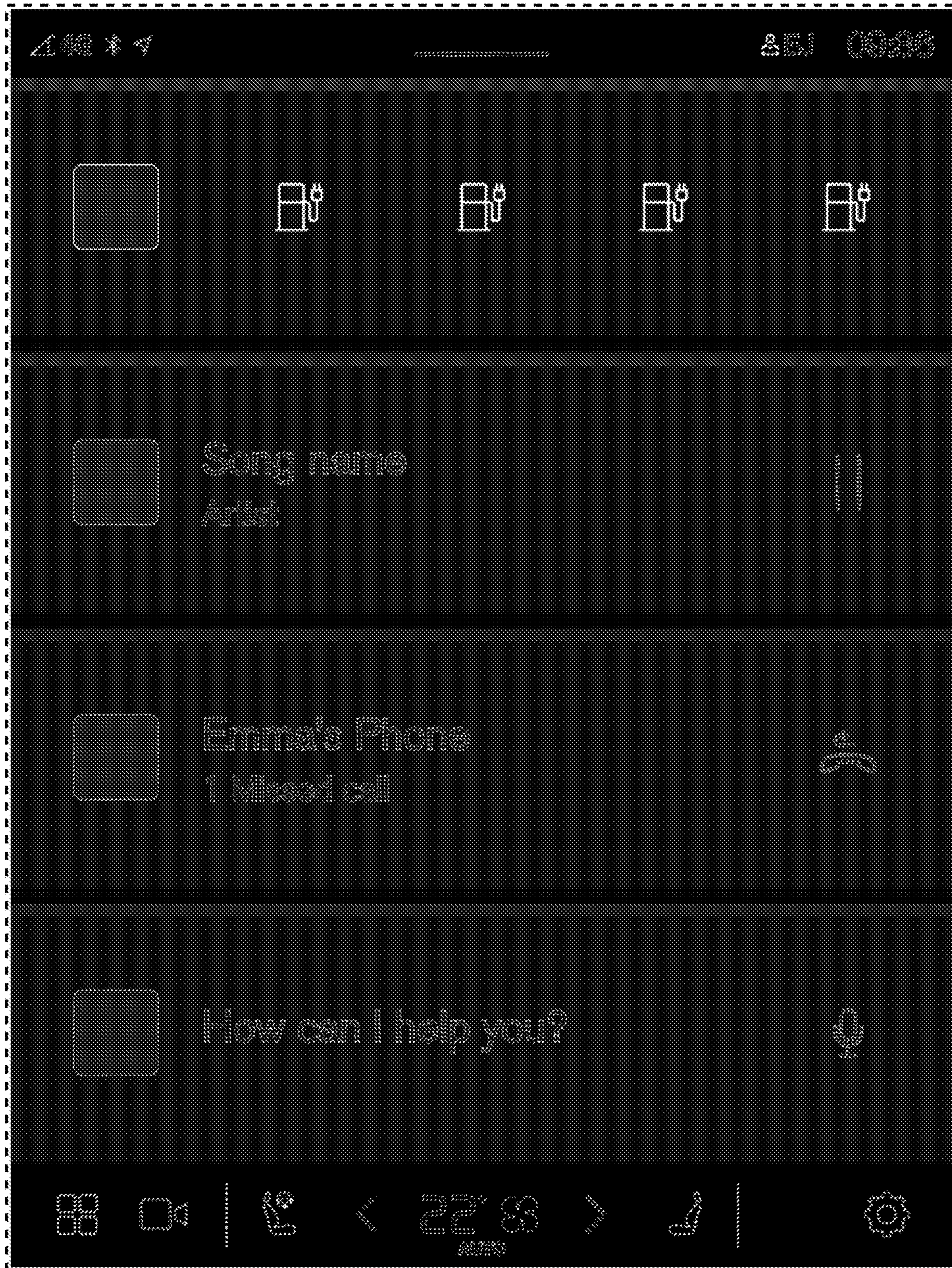


FIG. 4